



# GAME NOTES

GAME 2

## SAINTS vs COWBOYS

SUNDAY, SEPTEMBER 15 at 12:00 PM CT  
AT&T STADIUM

DELIVERED BY:



### QUICK FACTS

**Dallas Cowboys (1-0)**  
vs.  
**New Orleans Saints (1-0)**

**Regular Season Series Record:**  
Dallas leads the series 18-13

**Last Meeting:**  
Dallas 27, @ New Orleans 17, Dec. 2, 2021

**Last Meeting in Dallas:**  
New Orleans 12, Dallas 10, Sept. 29, 2019

**Last Cowboys Win:**  
Dallas 27, @ New Orleans 17, Dec. 2, 2021

**Series Streak:**  
Dallas has won two of the last three matchups.

### TELEVISION & RADIO

|                             |                 |                              |                 |
|-----------------------------|-----------------|------------------------------|-----------------|
| <b>FOX SPORTS/FOX 4 DFW</b> |                 | <b>KRLD-FM 105.3 THE FAN</b> |                 |
| Play-By-Play:               | Kevin Burkhardt | PxP:                         | Brad Sham       |
| Analyst:                    | Tom Brady       | Analyst:                     | Babe Laufenberg |
| Sideline Reporter:          | Erin Andrews    | Sideline:                    | Kristi Scales   |
| Sideline Reporter:          | Tom Rinaldi     |                              |                 |

|                           |                 |                                 |                 |
|---------------------------|-----------------|---------------------------------|-----------------|
| <b>KMVK-FM 107.5 Mega</b> |                 | <b>COMPASS MEDIA (National)</b> |                 |
| Play-By-Play:             | Victor Villalba | Play-By-Play:                   | Kevin Ray       |
| Analyst:                  | Luis Perez      | Analyst:                        | Steve Beuerlein |
| Sideline Reporter:        | Carlos Nava     |                                 |                 |

### BY THE NUMBERS

6

Dallas notched six sacks in Week 1 at Cleveland (9/8), the most sacks of any NFL team through one game in 2024. Dallas has also recorded five sacks in 12 games since the start of 2021 - most in the NFL over that span.

16

Dallas' current 16-game home winning streak in the regular season is 10 better than the next longest active streak (Chicago, 6) and the second longest in franchise history behind an 18-game run from 1979-81. The only NFL team with a longer home winning streak since 2000 is the New England Patriots (four streaks of 16-plus wins).

30

Eric Kendricks tallied 2.0 sacks and an interception last week at Cleveland (9/8). He is the third NFL player in the last 30 years to have multiple sacks and an interception in his debut for a team, joining Jerry Hughes (2022, Houston) and T.J. Watt (2017, Pittsburgh).

### ★ COWBOYS PR ON TWITTER ★

The official Twitter account of the Dallas Cowboys Public Relations team (@DallasCowboysPR) will provide pertinent stats, information, transactions, game updates and more throughout the week and on gamedays. Follow us for the most up-to-date info related to the Cowboys organization.

## ★ TABLE OF CONTENTS ★

|  |       |
|--|-------|
| Radio and TV broadcast info .....            | 1     |
| Dallas Cowboys media schedule .....          | 1     |
| Dallas Cowboys OMG info.....                 | 1     |
| Cowboys PR contact info.....                 | 1     |
| Dallas Cowboys 2024 schedule.....            | 2     |
| This Week's Uniform Matchup .....            | 2     |
| Cowboys Round Up - Eric Kendricks .....      | 3     |
| What to watch for.....                       | 4     |
| Mike McCarthy Facts and Figures .....        | 5     |
| 2024 Coaching Staff .....                    | 5     |
| Mike McCarthy coaching record .....          | 6     |
| Head coach bios .....                        | 6     |
| 2024 Draft Picks/Free agency additions ..... | 7     |
| Series history .....                         | 8     |
| AT&T Stadium stats and figures .....         | 9     |
| A Championship Tradition .....               | 10    |
| Pro Bowl Numbers .....                       | 10    |
| Individual Notes .....                       | 11-25 |
| Dak Prescott.....                            | 11-14 |
| CeeDee Lamb .....                            | 15-17 |
| Jake Ferguson.....                           | 17    |
| Offensive Notes .....                        | 18    |
| Trevon Diggs/DaRon Bland.....                | 19    |
| Micah Parsons.....                           | 20-21 |
| Defensive Notes .....                        | 21-23 |
| Special Teams Notes.....                     | 24-25 |
| Unofficial Depth Chart.....                  | 27    |
| Pronunciation Guide .....                    | 28    |
| Alphabetical Roster.....                     | 28    |
| Numerical Roster .....                       | 29    |
| Positional Roster.....                       | 30    |
| How The Cowboys Were Built .....             | 31    |
| Contract Status .....                        | 32    |
| Contract Analysis .....                      | 33    |
| When The Cowboys Were Built .....            | 34    |
| Transactions by Date .....                   | 34    |
| Transactions by Player .....                 | 35    |
| Team and Individual Stats.....               | 36-45 |
| 2024 Regular Season/Defensive Stats .....    | 37-38 |
| 2024 Team Stats/Snap Count.....              | 39-40 |
| GxG Player Participation .....               | 41    |
| 2024/2023 Stat Comparison.....               | 42    |
| GxG Starters/Inactives .....                 | 43    |
| GxG Elevations .....                         | 44    |
| Non-Media Guide Bios.....                    | 45-61 |
| 2024 Bio Updates .....                       | 62-69 |

## 2024 DALLAS COWBOYS SCHEDULE

| DATE                   | REGULAR SEASON (TV)                | KICKOFF          |
|------------------------|------------------------------------|------------------|
| Sun., Sept. 8          | @ Cleveland Browns (FOX)           | W, 33-17         |
| <b>Sun., Sept. 15</b>  | <b>NEW ORLEANS SAINTS (FOX)</b>    | <b>Noon</b>      |
| <b>Sun., Sept. 22</b>  | <b>BALTIMORE RAVENS (FOX)</b>      | <b>3:25 p.m.</b> |
| Thurs., Sept. 26       | @ New York Giants (Prime Video)    | 7:15 p.m.        |
| <b>Sun., Oct. 5</b>    | @ Pittsburgh Steelers (NBC)*       | 7:20 p.m.        |
| <b>Sun., Oct. 13</b>   | <b>DETROIT LIONS (FOX)</b>         | <b>3:25 p.m.</b> |
| <b>Sun., Oct. 20</b>   | <b>BYE</b>                         |                  |
| Sun., Oct. 27          | @ San Francisco 49ers (NBC)*       | 7:20 p.m.        |
| Sun., Nov. 3           | @ Atlanta Falcons (FOX)            | Noon             |
| <b>Sun., Nov. 10</b>   | <b>PHILADELPHIA EAGLES (CBS)</b>   | <b>3:25 p.m.</b> |
| <b>Mon., Nov. 18</b>   | <b>HOUSTON TEXANS (ESPN)</b>       | <b>7:15 p.m.</b> |
| Sun., Nov. 24          | @ Washington Commanders (FOX)      | Noon             |
| <b>Thurs., Nov. 28</b> | <b>NEW YORK GIANTS (FOX)</b>       | <b>3:30 p.m.</b> |
| <b>Mon., Dec. 9</b>    | <b>CINCINNATI BENGALS (ESPN)*</b>  | <b>7:15 p.m.</b> |
| Sun., Dec. 15          | @ Carolina Panthers (FOX)          | Noon             |
| <b>Sun., Dec. 22</b>   | <b>TAMPA BAY BUCCANEERS (NBC)*</b> | <b>7:20 p.m.</b> |
| Sun., Dec. 29          | @ Philadelphia Eagles (FOX)        | 3:25 p.m.        |
| Jan. 4/5               | <b>WASHINGTON COMMANDERS</b>       | <b>TBD</b>       |

### Home Games in BOLD

Game times and television broadcasts are subject to change  
\* Select Prime Time games subject to change, Week 18 TBD

## ★ UNIFORM MATCHUP ★

Below is this week's uniform matchup between the Dallas Cowboys vs. New Orleans Saints:



## ★ COWBOYS & PEPSI ★



Pepsi is teaming up with the Cowboys to show how Game Day tastes #BetterWithPepsi. As part of this initiative, Pepsi collaborated with Cowboys special teams players Bryan Anger, Brandon Aubrey & Trent Sieg creating a four-part content series called "Special Teams Specialties". This series highlights the players cooking up game day recipes that pair perfectly with Pepsi, while also capturing the players' authentic personalities. Fans can catch the Special Teams Specialties recipes for Labor Day, Halloween, Thanksgiving and Christmas (link: <https://www.dallascowboys.com/fans/pepsi/better-with-pepsi>) as well as enter for a chance to win a Better With Pepsi prize pack. One of the featured items, Wild Cherry Pepsi cupcakes, will also be available on the Pepsi Fan Deck for purchase during the game.

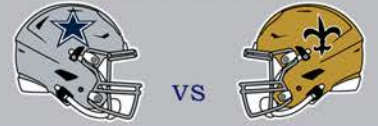
Pepsi and the Cowboys also joined forces this week to honor First Responders by hosting surprise #BetterWithPepsi tailgate parties at local fire houses in Frisco and Arlington. Dallas Cowboys players, Dallas Cowboys Cheerleaders, Rowdy and Dallas Cowboys Alumni delivered the tailgate fun and interacted with local heroes. Additionally, Pepsi will be hosting a tailgate for all fans in LOT 9 featuring samples of Wild Cherry Pepsi floats x Blue Bell Ice Cream, Flamin' Hot Cheetos Popcorn, and Pepsi giveaways. At the conclusion of the game, fans can grab a free can of Wild Cherry Pepsi as they exit on the East and West plazas.



# Round Up

A look at this week's top storylines

**FOX NFL  
SUNDAY**



Dallas Cowboys (1-0) vs. New Orleans Saints (1-0) • Sunday, Sept. 15, 2024, Noon CDT

## Team Spotlight:

# ERIC KENDRICKS

- ★ Eric Kendricks, who played under Defensive Coordinator Mike Zimmer for seven years in Minnesota, has topped 100 tackles in eight consecutive seasons, the second-longest active streak in the NFL behind Bobby Wagner (12 seasons).
- ★ Kendricks was the only player to record at least one sack, a tackle for loss and an interception in Week 1.
- ★ Kendricks' performance aided Dallas to its 12th game with 5.0 sacks since the start of the 2021 season – the most in the NFL over that span – and the unit allowed only 3.3 yards-per-play on the afternoon.

## WHEN THE SAINTS GO MARCHING IN



- ★ Through one game in 2024 under Defensive Coordinator Mike Zimmer, the Cowboys held the Browns to 2-of-15 on third down, a 13.3% opponent third down conversion rate that ranks second in the NFL. Meanwhile, New Orleans converted seven-of-13 third down attempts (53.8%) against Carolina, tied for third in the NFL.
- ★ Per Pro Football Focus, the Cowboys offensive line allowed five pressures in pass block situations in Week 1. The Saints generated 22 pressures last week, tied for fifth in the league.



## ★ WHAT TO WATCH FOR IN WEEK 2 ★

3

### BRANDIN COOKS

- \* If Brandin Cooks hauls in a touchdown on Sunday, it will mark five straight regular season games with a touchdown reception. He would become the seventh player in team history with a five-game receiving touchdown streak and the first since CeeDee Lamb had a touchdown reception in five consecutive games in 2023.
- \* Cooks will appear in his 150th career game on Sunday against the Saints, the team that drafted him in 2014.

4

### DAK PRESCOTT

- \* With 342 passing yards, Dak Prescott will reach 30,000 career passing yards and become the sixth quarterback in NFL history to reach 30,000 passing yards in his first 115 career games, joining Matthew Stafford (31,731), Dan Marino (30,322), Kurt Warner (30,263), Kirk Cousins (30,141) and Peyton Manning (30,046).
- \* Prescott (408) needs three rushes to pass Roger Staubach (410) for the most rushing attempts by a quarterback in franchise history.
- \* In eight regular season home games in 2023, Prescott led the NFL in home completion percentage (73.3%), passing touchdowns (22), passer rating (120.0) and ranked second in passing yards (2,470).

7

### TREVON DIGGS

- \* Trevon Diggs' next interception will be the 20th of his career. He would become the second-fastest player (49 games) in franchise history to reach 20 interceptions, trailing only Everson Walls (28 games).

9

### KAVENTAE TURPIN

- \* With his 60-yard punt return for a touchdown last week, KaVontae Turpin also became the fourth player in Cowboys history to record a punt return touchdown, a rushing touchdown and a receiving touchdown over the course of a career. Only Bob Hayes, Kevin Williams and Wane McGarity have accomplished all three. With a kickoff return for a touchdown, Turpin would join Williams as the only two in franchise history with a punt return touchdown, kickoff return touchdown, rushing touchdown and receiving touchdown over the course of a career.

15

### EZEKIEL ELLIOTT

- \* Ezekiel Elliott needs 56 yards on the ground to reach 9,000 rushing yards in his career while playing for both the Cowboys and Patriots.

87

### JAKE FERGUSON

- \* Jake Ferguson has 950 career receiving yards in 34 career games. With 50 receiving yards, Ferguson will become the second-fastest tight end in Cowboys history to reach the 1,000-yard mark, trailing Jason Witten (26 games).

88

### CEEDEE LAMB

- \* CeeDee Lamb has recorded at least five receptions and 50 receiving yards in eight straight games, including post-season. The only Cowboys player to have a longer such streak is Michael Irvin (three different streaks of nine-plus games; most recently in the 1995-96 seasons (vs. GB, 1/14 - at NYG, 11/24).
- \* With nine receiving yards, Lamb (5,206) will pass Frank Clarke (5,214) for seventh on the Cowboys all-time receiving yards list.
- \* Lamb needs two touchdown receptions to tie Miles Austin (34) for 10th on the Cowboys all-time receiving touchdowns list.



### DALLAS COWBOYS

- \* The Cowboys are 11-4 (.733) all-time at home against the Saints, including wins in each of the last two meetings in Dallas (2014 and 2018). That is tied for Dallas' most home wins against any non-division opponent (Detroit Lions).
- \* Dallas is searching for a 2-0 start in back-to-back seasons for the first time since 2007-08. When the Cowboys have started a season 2-0, they have made the playoffs 79% of the time (21-of-27).
- \* With a win, Dallas will extend their home winning streak to 17 regular season games, the second-longest in franchise history behind an 18-game run from 1979-81.

# MIKE McCARTHY

## Head Coach

Baker University  
Head Coach: 18th Year • NFL: 31st Year • Cowboys: 5th Year



### ★ WINNING HEAD COACH ★

The Dallas Cowboys named Mike McCarthy the ninth head coach in franchise history on Jan. 5, 2020. Along with 13 years of head coaching experience and 13 additional years as an assistant coach in the NFL, McCarthy came to Dallas with a 125-77-2 regular season coaching record - all with the Green Bay Packers (2006-18).

After a 43-25 record in four seasons with Dallas, he owns the third-most wins (18th all-time) and sixth-highest winning percentage (.621) among qualifying active NFL coaches. His teams have qualified for the postseason 12 times, won six NFC North Division titles and two NFC East titles, made four NFC Championship Game appearances and took home a Super Bowl XLV championship.

#### Most Regular Season Wins by Active Head Coach

| Coach                | Years            | Won        | Loss       | Tied     | Pct         |
|----------------------|------------------|------------|------------|----------|-------------|
| Andy Reid            | 1999-2023        | 259        | 144        | 1        | .642        |
| Mike Tomlin          | 2007-2023        | 174        | 100        | 2        | .634        |
| <b>Mike McCarthy</b> | <b>2006-2024</b> | <b>168</b> | <b>102</b> | <b>2</b> | <b>.621</b> |
| Sean Payton          | 2006-2024        | 160        | 99         | 0        | .618        |
| John Harbaugh        | 2008-2023        | 160        | 100        | 0        | .615        |

### ★ 2024 ASSISTANT COACHES ★

#### Booth (B); Sideline (S) OFFENSE

|                          |                                      |
|--------------------------|--------------------------------------|
| Brian Schottenheimer (S) | Offensive Coordinator                |
| Jeff Blasko (B)          | Run Game Coord./Running Backs        |
| Ramon Chinyoung Sr. (S)  | Asst. Offensive Line/Quality Control |
| Ryan Feder (B)           | Asst. Quarterbacks/Game Management   |
| Evan Harrington (S)      | Offensive Asst./Minority Fellowship  |
| Chase Haslett (B)        | Pass Game Specialist                 |
| Robert Prince (S)        | Pass Game Coordinator/Wide Receivers |
| Steve Shimko (B)         | Offensive Asst./Quality Control      |
| Eric Simonelli (S)       | Head Coach Asst./Quality Control     |
| Mike Solari (S)          | Offensive Line                       |
| Scott Tolzien (B)        | Quarterbacks                         |
| Lunda Wells (S)          | Tight Ends                           |

#### DEFENSE

|                     |                                       |
|---------------------|---------------------------------------|
| Mike Zimmer (S)     | Defensive Coordinator                 |
| Greg Ellis (B)      | Asst. Defensive Line/Quality Control  |
| Cristian Garcia (B) | Asst. Defensive Backs/Quality Control |
| Paul Guenther (S)   | Defensive Run Game Coordinator        |
| Al Harris (S)       | Asst. Head Coach/Defensive Backs      |
| Cannon Matthews (S) | Safeties                              |
| Scott McCurley (S)  | Linebackers                           |
| Darian Thompson (B) | Asst. Linebackers/Quality Control     |
| Jeff Zgonina (S)    | Defensive Line                        |

#### SPECIAL TEAMS

|                   |                           |
|-------------------|---------------------------|
| John Fassel (S)   | Special Teams Coordinator |
| Rayna Stewart (S) | Asst. Special Teams       |

#### STRENGTH AND CONDITIONING/OPERATIONS

|                     |  |
|---------------------|--|
| Harold Nash Jr. (S) | Strength and Conditioning Coordinator          |
| Cedric Smith (S)    | Asst. Strength and Conditioning                |
| Kendall Smith (S)   | Asst. Strength and Conditioning                |
| Brydon Tatum (S)    | Markus Paul Strength and Conditioning Intern   |
| Justin Rudd (S)     | Coaching Operations Manager/Football Analytics |

### ★ TOP OF THE LINE ★

In 2024 Mike McCarthy's Cowboys rank at the top of the league in several key categories:

**1<sup>st</sup>** Sacks (6.0)

**5<sup>th</sup>** Yards-Per-Game (265.0)

**5<sup>th</sup>** Yards Allowed-Per-Game (230.0)

**+2** Turnover Differential - T-3rd in the NFL

### ★ McCARTHY'S RECORD WHEN... ★

Below is a look at Mike McCarthy's head coaching record under several different circumstances:

|                |           |
|----------------|-----------|
| Regular season | 168-102-2 |
| Postseason     | 11-11     |
| Overall        | 179-113-2 |

|                                     | Regular  | Post  |
|-------------------------------------|----------|-------|
| September                           | 37-20-1  |       |
| October                             | 44-20    |       |
| November                            | 33-37-1  |       |
| December                            | 48-21    |       |
| January                             | 6-4      | 10-11 |
| February                            |          | 1-0   |
| Playing at home                     | 98-35-2  | 5-5   |
| Playing on the road                 | 69-67    | 6-6   |
| Playing at AT&T Stadium             | 26-8     | 2-2   |
| Playing in prime time               | 42-35    | 4-1   |
| Thursday                            | 15-8     |       |
| Saturday                            | 4-1      | 3-2   |
| Sunday                              | 138-82-2 | 7-9   |
| Monday                              | 11-10    | 1-0   |
| Tuesday                             | 0-1      |       |
| Playing against the NFC East        | 32-17    | 5-2   |
| Playing against the rest of the NFC | 114-67-2 | 5-9   |
| Playing against the AFC             | 41-30    | 1-0   |
| Playing on grass surface            | 105-61-2 | 8-7   |
| Playing on artificial surface       | 63-42    | 3-4   |
| Post Bye                            | 12-5     |       |
| Post Bye Home                       | 5-1      |       |
| Post Bye Road                       | 7-4      |       |
| When scoring 30-plus points         | 97-10    | 7-3   |
| When team scores first              | 117-37-2 | 5-2   |
| When team leads at halftime         | 132-23-1 | 10-2  |

# ★ McCARTHY'S HEAD COACHING RECORD AND COACHING EXPERIENCE ★

| Year          | Team      | Regular Season |            |          |             | Result        | Postseason |           |             |                       | McCarthy vs. NFL (Reg. Season) |            |            |          |              |
|---------------|-----------|----------------|------------|----------|-------------|---------------|------------|-----------|-------------|-----------------------|--------------------------------|------------|------------|----------|--------------|
|               |           | W              | L          | T        | Pct.        |               | W          | L         | Pct.        | Result                | Team                           | W          | L          | T        | PCT.         |
| 2006          | Green Bay | 8              | 8          | 0        | .500        | 2nd NFC North |            |           |             |                       | Arizona                        | 3          | 5          | 0        | 0.375        |
| 2007          | Green Bay | 13             | 3          | 0        | .813        | 1st NFC North | 1          | 1         | .500        | NFC Championship Game | Atlanta                        | 5          | 4          | 0        | 0.556        |
| 2008          | Green Bay | 6              | 10         | 0        | .375        | 3rd NFC North |            |           |             |                       | Baltimore                      | 2          | 2          | 0        | 0.500        |
| 2009          | Green Bay | 11             | 5          | 0        | .688        | 2nd NFC North | 0          | 1         | .000        | Wild Card Game        | Buffalo                        | 2          | 3          | 0        | 0.400        |
| 2010          | Green Bay | 10             | 6          | 0        | .625        | 2nd NFC North | 4          | 0         | 1.000       | Super Bowl XLV        | Carolina                       | 5          | 3          | 0        | 0.625        |
| 2011          | Green Bay | 15             | 1          | 0        | .938        | 1st NFC North | 0          | 1         | .000        | Divisional Game       | Chicago                        | 19         | 7          | 0        | 0.731        |
| 2012          | Green Bay | 11             | 5          | 0        | .688        | 1st NFC North | 1          | 1         | .500        | Divisional Game       | Cincinnati                     | 3          | 2          | 0        | 0.600        |
| 2013          | Green Bay | 8              | 7          | 1        | .531        | 1st NFC North | 0          | 1         | .000        | Wild Card Game        | Cleveland                      | 4          | 1          | 0        | 0.800        |
| 2014          | Green Bay | 12             | 4          | 0        | .750        | 1st NFC North | 1          | 1         | .500        | NFC Championship Game | Dallas                         | 5          | 3          | 0        | 0.625        |
| 2015          | Green Bay | 10             | 6          | 0        | .625        | 2nd NFC North | 1          | 1         | .500        | Divisional Game       | Denver                         | 2          | 2          | 0        | 0.500        |
| 2016          | Green Bay | 10             | 6          | 0        | .625        | 1st NFC North | 2          | 1         | .667        | NFC Championship Game | Detroit                        | 20         | 7          | 0        | 0.741        |
| 2017          | Green Bay | 7              | 9          | 0        | .438        | 3rd NFC North |            |           |             |                       | Green Bay                      | 0          | 1          | 0        | 0.000        |
| 2018          | Green Bay | 4              | 7          | 1        | .375        |               |            |           |             |                       | Houston                        | 3          | 1          | 0        | 0.750        |
| 2020          | Dallas    | 6              | 10         | 0        | .375        | 3rd NFC East  |            |           |             |                       | Indianapolis                   | 2          | 2          | 0        | 0.500        |
| 2021          | Dallas    | 12             | 5          | 0        | .714        | 1st NFC East  | 0          | 1         | .000        | Wild Card Game        | Jacksonville                   | 2          | 2          | 0        | 0.500        |
| 2022          | Dallas    | 12             | 5          | 0        | .714        | 2nd NFC East  | 1          | 1         | .500        | Divisional Game       | Kansas City                    | 2          | 2          | 0        | 0.500        |
| 2023          | Dallas    | 12             | 5          | 0        | .714        | 1st NFC East  | 0          | 1         | .000        | Wild Card Game        | LA Chargers                    | 5          | 0          | 0        | 1.000        |
| 2024          | Dallas    | 1              | 0          | 0        | 1.000       |               | 0          | 0         | .000        |                       | LA Rams                        | 7          | 3          | 0        | 0.700        |
| <b>Totals</b> |           | <b>168</b>     | <b>102</b> | <b>2</b> | <b>.620</b> |               | <b>11</b>  | <b>11</b> | <b>.500</b> |                       | Las Vegas                      | 3          | 1          | 0        | 0.750        |
|               |           |                |            |          |             |               |            |           |             |                       | Miami                          | 3          | 2          | 0        | 0.600        |
|               |           |                |            |          |             |               |            |           |             |                       | Minnesota                      | 18         | 9          | 2        | 0.667        |
|               |           |                |            |          |             |               |            |           |             |                       | New England                    | 3          | 3          | 0        | 0.500        |
|               |           |                |            |          |             |               |            |           |             |                       | New Orleans                    | 3          | 4          | 0        | 0.429        |
|               |           |                |            |          |             |               |            |           |             |                       | N.Y. Giants                    | 11         | 3          | 0        | 0.786        |
|               |           |                |            |          |             |               |            |           |             |                       | N.Y. Jets                      | 3          | 1          | 0        | 0.750        |
|               |           |                |            |          |             |               |            |           |             |                       | Philadelphia                   | 9          | 5          | 0        | 0.643        |
|               |           |                |            |          |             |               |            |           |             |                       | Pittsburgh                     | 0          | 4          | 0        | 0.000        |
|               |           |                |            |          |             |               |            |           |             |                       | San Francisco                  | 6          | 3          | 0        | 0.667        |
|               |           |                |            |          |             |               |            |           |             |                       | Seattle                        | 6          | 5          | 0        | 0.545        |
|               |           |                |            |          |             |               |            |           |             |                       | Tampa Bay                      | 3          | 4          | 0        | 0.429        |
|               |           |                |            |          |             |               |            |           |             |                       | Tennessee                      | 2          | 2          | 0        | 0.500        |
|               |           |                |            |          |             |               |            |           |             |                       | Washington                     | 7          | 6          | 0        | 0.538        |
|               |           |                |            |          |             |               |            |           |             |                       | <b>Totals</b>                  | <b>168</b> | <b>102</b> | <b>2</b> | <b>0.621</b> |

| Year    | Position, Team                                |
|---------|---|
| 1987-88 | Graduate Assistant, Fort Hays State           |
| 1989-91 | Graduate Assistant, Pittsburgh                |
| 1992    | Wide Receivers, Pittsburgh                    |
| 1993-94 | Offensive Quality Control, Kansas City Chiefs |
| 1995-98 | Quarterbacks, Kansas City Chiefs              |
| 1999    | Quarterbacks, Green Bay Packers               |
| 2000-04 | Offensive Coordinator, New Orleans Saints     |
| 2005    | Offensive Coordinator, San Francisco 49ers    |
| 2006-18 | Head Coach, Green Bay Packers                 |
| 2020-24 | Head Coach, Dallas Cowboys                    |

## ★ HEAD COACHES ★

### MIKE McCARTHY (168-102-2, 18th Year, 43-25 with Dallas)

The Dallas Cowboys named Mike McCarthy the ninth head coach in franchise history on Jan. 8, 2020, and he has led the franchise to three consecutive playoff appearances for the first time since 1991-96. He also won 12 games in each of the last three seasons, the first time Dallas posted three consecutive 12-win seasons since 1993-95. The Cowboys 37 regular season wins since 2021 are the second-most in the NFL during the last three years, trailing only Kansas City (38).

McCarthy is in his 18th year as a head coach - 13 with Green Bay and four with Dallas - along with 13 years as an assistant coach in the NFL, including six as an offensive coordinator.

As a head coach, McCarthy has racked up a 168-102-2 regular season coaching record, and he owns the third-most wins (18th all-time) among active NFL coaches. His teams have qualified for the postseason 12 times, won six NFC North Division titles, two NFC East titles, made four NFC Championship Game appearances and took home a Super Bowl XLV championship held at AT&T Stadium in Arlington, Texas, following the 2010 NFL season.

In 2023 McCarthy led the charges of a team that finished 12-5 for the third straight season. En route to the team's third straight playoff berth, the Dallas offense led the league in points-per-game (29.9) while the Cowboys finished with a +10 turnover differential for the third consecutive season. During his time in Green Bay, McCarthy was known as a prolific offensive mind and the primary play-caller for the Packers. McCarthy's offense finished fourth in the NFL in total offense and third in points-per-game through his 14-year stint with the club.

McCarthy is only the fourth head coach in NFL history to lead a single franchise to eight-or-more consecutive playoff appearances, joining Tom Landry, Chuck Noll and Bill Belichick. Those eight appearances from 2009-16 were more than the rest of the NFC North Division combined over that span (Minnesota, three; Detroit, three; Chicago, one).

McCarthy's nine playoff appearances overall are the most by a Packers coach since the NFL postseason began in 1933, and he guided the Packers to a franchise-record fourth consecutive division title in 2014. With the victory over Dallas in the 2016 playoffs, McCarthy surpassed Vince Lombardi and Mike Holmgren for the most playoff victories in team history (10).

### DENNIS ALLEN (25-46, 6th Year, 17-18 with New Orleans)

Dennis Allen, who is in his third year with New Orleans, was named the 17th Saints head coach on Feb. 8, 2022. Allen was elevated to head coach after spending six and a half seasons as the defensive coordinator for the Saints.

In 2015 Allen returned to New Orleans as a senior defensive assistant before assuming defensive coordinator duties in Week 11. Under Allen's tutelage, the Saints defense put up efficient numbers, boasting a top-three spot in at least one defensive statistic in each of his six years as the defensive play caller.

Prior to New Orleans, Allen served as the Oakland Raiders head coach from 2012-14. He was relieved of head coaching duties four games into the 2014 season after posting an 8-28 record as Oakland's head coach. Improvement in the run game marked Allen's time in Oakland, as the Raiders jumped 16 spots in league rushing standings and 21 spots in yards-per-rush rankings.

Allen spent 2011 in Denver as the Broncos defensive coordinator. The 2011 Broncos defense led the way to an AFC West division title and AFC Divisional round appearance. The defensive squad boasted four Pro Bowl selections, including linebacker Von Miller, cornerback Champ Bailey, safety Brian Dawkins and defensive end Elvis Dumervil.

Allen's first stint with New Orleans included time as the assistant defensive line coach (2006-07) and as the secondary coach (2008-10). Allen tutored a defensive line unit that combined for 49.5 sacks, 10 forced fumbles and 10 recoveries. With Allen at the helm of the secondary, New Orleans captured Super Bowl XLIV while allowing an NFL-low 13 touchdown passes and knabbing top-five spots in opponent net yards-per-game, pass defense and opponent third down efficiency.

Allen entered the NFL with the Atlanta Falcons in 2002, assisting in coaching the defensive backfield. The Falcons tied for third in the NFL with 24 interceptions. Allen spent the next three years in Atlanta, focusing on the defensive line.

Allen found his coaching start in the college sphere, spending four years at his alma mater, Texas A&M (1996-99), before serving as the secondary coach at Tulsa (2000-01).

The Hurst, Texas native was a four-year letterwinner for Texas A&M as a safety from 1992-95.

## ★ 2024 DRAFT PICKS ★

The Dallas Cowboys had nine total picks in the 2024 NFL Draft. Below is a snapshot of Dallas' 2024 Draft Class:

### 2024 Draft Choices

| RND. (#)  | PLAYER                   | POS.       | COLLEGE                  |
|---|--------------------------|------------|--------------------------|
| 1. (29)   | <b>Tyler Guyton</b>      | <b>T</b>   | <b>Oklahoma</b>          |
| <i>Choice from Detroit along with a third round choice in 2024 for a first round choice in 2024</i> |                          |            |                          |
| 2. (56)   | <b>Marshawn Kneeland</b> | <b>DE</b>  | <b>Western Michigan</b>  |
| 3. (73)   | <b>Cooper Beebe</b>      | <b>G/C</b> | <b>Kansas State</b>      |
| <i>Choice from Detroit along with a first round choice in 2024 for a third round choice in 2024</i> |                          |            |                          |
| 3. (87)   | <b>Marist Liufau</b>     | <b>LB</b>  | <b>Notre Dame</b>        |
| 5. (174)  | <b>Caelen Carson</b>     | <b>CB</b>  | <b>Wake Forest</b>       |
| 6. (216)  | <b>Ryan Flournoy</b>     | <b>WR</b>  | <b>SE Missouri State</b> |
| 7. (233)  | Nate Thomas*             | G/T        | Louisiana                |
| 7. (244)  | Justin Rogers            | DT         | Auburn                   |

*bold indicates making 53-man roster; \*Reserve/Injured*

Six of Dallas' eight draft picks made the initial 53-man roster in 2024, the first time since 2019 that Dallas had multiple draft picks fail to make the initial roster.

The Cowboys had one undrafted free agent make the roster in 2024 - tight end Brevyn Spann-Ford. Dallas has seen at least one of its undrafted free agents make the initial 53-man roster for all five of McCarthy's seasons in Dallas.

## ★ ROSTER MAKEUP ★

Over the last 10 seasons, the Cowboys opening-day 53-man roster has been constructed with an average of 84.1% veteran players and 15.9% rookies:

| Season | Vet%  | Rookie% | Season | Vet%  | Rookie% |
|--------|-------|---------|--------|-------|---------|
| 2024   | 86.8% | 13.2%   | 2019   | 88.7% | 11.3%   |
| 2023   | 79.2% | 20.8%   | 2018   | 84.9% | 15.1%   |
| 2022   | 77.4% | 22.6%   | 2017   | 86.8% | 13.2%   |
| 2021   | 83.0% | 17.0%   | 2016   | 86.8% | 13.2%   |
| 2020   | 81.1% | 18.9%   | 2015   | 86.8% | 13.2%   |

## ★ NFL TOP <sup>100</sup> ★

NFL Media released its annual Top 100 list, voted on by NFL players, to identify the best in the league heading into the 2024 season. Dallas had five players make this year's Top 100 list, tied for fourth in the league. CeeDee Lamb was the highest ranked Cowboy at No. 13, up 21 spots from his No. 34 ranking in 2023. Below is the list of Cowboys who made the NFL Top 100:

### Dallas Cowboys, 2024 NFL Top 100

| Player           | Rank | Player         | Rank |
|------------------|------|----------------|------|
| WR CeeDee Lamb   | 13   | CB DaRon Bland | 31   |
| QB Dak Prescott  | 16   | G Zack Martin  | 53   |
| DE Micah Parsons | 17   |                |      |

Dallas' five players tied for the fourth-most in the league. San Francisco led the pack with nine. Below are the teams with the most players on the 2024 NFL Top 100 list:

### Most Players by Team, 2024 NFL Top 100

| Team                  | Players  | Team                | Players |
|-----------------------|----------|---------------------|---------|
| San Francisco 49ers   | 9        | Baltimore Ravens    | 5       |
| Miami Dolphins        | 8        | Detroit Lions       | 5       |
| New York Jets         | 6        | Philadelphia Eagles | 5       |
| <b>Dallas Cowboys</b> | <b>5</b> |                     |         |

## ★ 2024 TEAM CAPTAINS ★

The Dallas Cowboys select three team captains weekly throughout the season, as chosen by the team prior to that week's game. Below are the captains from each week of the 2024 season:

### 2024 Dallas Cowboys Captains

| Week 1 - at Cleveland |                   |
|-----------------------|-------------------|
| Offense               | Dak Prescott      |
| Defense               | DeMarcus Lawrence |
| Special Teams         | C.J. Goodwin      |

## ★ ADDING EXPERIENCE ★

At the start of 2024 free agency, the Cowboys added two out-side free agents before adding multiple key veterans later in the spring and deep into training camp. Overall, the Cowboys added 79 years of experience and 10 combined Pro Bowls to their 53-man roster and practice squad heading into the regular season.

Below is a list of Dallas' 2024 free agent additions that made the initial 53-man roster or practice squad:

| External Free Agent, Date | Pos | Exp | Pro Bowls |
|---------------------------|-----|-----|-----------|
| Eric Kendricks, 3/15      | LB  | 10  | 1         |
| Ezekiel Elliott, 4/29     | RB  | 9   | 3         |
| *Kelvin Harmon, 7/27      | WR  | 3   | -         |
| *Darius Harris, 8/6       | LB  | 4   | -         |
| *Nick Vigil, 8/6          | LB  | 9   | -         |
| *Carl Lawson, 8/18        | DE  | 8   | -         |
| Linval Joseph, 8/27       | DT  | 15  | 2         |
| *Dalvin Cook, 8/29        | RB  | 8   | 4         |

*\*denotes practice squad*

### Acquired via trade, Date

|                             |    |                 |           |
|-----------------------------|----|-----------------|-----------|
| Andrew Booth (Min), 8/9     | CB | 3               | -         |
| Jordan Phillips (NYG), 8/15 | DT | 10              | -         |
|                             |    | <b>79 years</b> | <b>10</b> |

## ★ WINNING TRADITION ★

The Dallas Cowboys currently own the league's highest all-time regular season winning percentage by current NFL teams:

### Highest Win Percentage - NFL Regular Season

| Team          | W          | L          | T        | Pct.        |
|---------------|------------|------------|----------|-------------|
| <b>Dallas</b> | <b>563</b> | <b>413</b> | <b>6</b> | <b>.577</b> |
| Green Bay     | 799        | 599        | 38       | .571        |
| Baltimore     | 256        | 195        | 1        | .567        |
| Chicago       | 794        | 634        | 42       | .556        |
| New England   | 542        | 433        | 9        | .556        |

*\* Since 1972, ties have been calculated as half-win and half loss. Prior to 1972 tie games were ignored in calculating a team's winning percentage. Ties since 1972: Dallas (0), Miami (1) Chicago (1), Green Bay (6).*

## ★ ALL-TIME STAT COMPARISON ★

This week's game is the 32nd regular season game between Dallas and New Orleans. Below is a look into the stats of the series:

### TEAM TOTALS

|                   | <u>Cowboys</u> | <u>Saints</u> |
|-------------------|----------------|---------------|
| Wins              | 18             | 13            |
| Points            | 641            | 589           |
| Total Net Yards   | 10,274         | 10,042        |
| Net Rushing Yards | 3,971          | 3,399         |
| Net Passing Yards | 6,303          | 6,643         |

### SINGLE-GAME TEAM-HIGHS

|                   | <u>Cowboys</u> | <u>Saints</u> |
|-------------------|----------------|---------------|
| Points            | 40 9/24/73     | 49 11/10/13   |
| Total Net Yards   | 457 10/3/88    | 625 11/10/13  |
|                   | 457 11/25/10   |               |
| Net Rushing Yards | 213 9/28/69    | 242 11/10/13  |
| Net Passing Yards | 406 12/23/12   | 446 12/23/12  |

### SINGLE-GAME INDIVIDUAL HIGHS

| <u>Cowboys</u>            | <u>Passing Yards</u> | <u>Saints</u>             |
|---------------------------|----------------------|---------------------------|
| 416 - T. Romo 12/23/12    |                      | 446 - D. Brees 12/23/12   |
| <u>Rushing Yards</u>      |                      |                           |
| 152 - T. Dorsett 11/19/78 |                      | 166 - G. Rogers 12/19/82  |
| <u>Receiving Yards</u>    |                      |                           |
| 224 - D. Bryant 12/23/12  |                      | 153 - M. Colston 12/23/12 |

## ★ PLAYER HIGHLIGHTS VS. NO ★

### Trevon Diggs – CB

Notched four tackles, one deflected pass and an interception at New Orleans in 2021.

### Ezekiel Elliott – RB

Recorded 54 carries for 155 yards (2.8 avg), one rushing touchdown, 14 receptions for 92 yards and one receiving touchdown in three appearances against the Saints.

### CeeDee Lamb – WR

Logged seven receptions for 89 yards against the Saints in 2021.

### Micah Parsons – DE

Tallied five tackles and a sack as a rookie in the 2021 win.

### Dak Prescott – QB

Went 72-for-101 (71.28%) with 588 yards, two touchdowns and two interceptions in three matchups against the Saints. During the last meetup in 2021, threw for 238 yards, one touchdown and an interception.

## ★ 2024 STAT COMPARISON ★

(league ranking)

|                                    | Cowboys    | Saints      |
|------------------------------------|------------|-------------|
| Record .....                       | 1-0        | 1-0         |
| Scoring Avg. (NFL rank) .....      | 33.0 (5)   | 47.0 (1)    |
| Opp. Scoring Avg. (NFL rank) ..... | 17.0 (7t)  | 10.0 (2t)   |
| Total Off. (NFL rank) .....        | 265.0 (24) | 379.0 (9)   |
| Rushing Off. (NFL rank) .....      | 102.0 (20) | 180.0 (3t)  |
| Passing Off. (NFL rank) .....      | 163.0 (18) | 199.0 (14t) |
| Total Def. (NFL rank) .....        | 230.0 (5)  | 193.0 (2)   |
| Rushing Def. (NFL rank) .....      | 93.0 (11)  | 58.0 (1)    |
| Passing Def. (NFL rank) .....      | 137.0 (7t) | 135.0 (6)   |
| Kickoff Return Avg. ....           | 34.0 (4)   | 32.5 (6)    |
| Punt Return Avg. ....              | 19.2 (1)   | 15.0 (2t)   |
| Turnover Margin .....              | +2 (3t)    | +2 (3t)     |
| Penalties .....                    | 11 (1t)    | 10 (3t)     |
| Penalty Yards .....                | 85 (4)     | 95 (2t)     |

## ★ SOUTHERN STATE OF MIND ★

By virtue of the NFL schedule, the Dallas Cowboys drew all four teams from the NFC South this season. This week's game against the New Orleans Saints is the first NFC South matchup for the Cowboys in 2024.

Overall, Dallas holds a 64-35 record against the NFC South. Below is a look at Dallas' record against the division:

### Dallas vs. NFC South - Reg. + Postseason

| Team                     | W         | L         | T        | Win%        | Current Streak |
|--------------------------|-----------|-----------|----------|-------------|----------------|
| Atlanta .....            | 19        | 11        | 0        | .633        | W3             |
| Carolina .....           | 11        | 5         | 0        | .688        | W2             |
| <b>New Orleans .....</b> | <b>18</b> | <b>13</b> | <b>0</b> | <b>.581</b> | <b>W1</b>      |
| Tampa Bay .....          | 16        | 6         | 0        | .727        | W1             |
| <b>Div. Totals .....</b> | <b>64</b> | <b>35</b> | <b>0</b> | <b>.646</b> | <b>W2</b>      |

## ★ DATING GAME ★

This week's game against New Orleans is being played on Sept. 15. In the 64-plus years of Cowboys football, there have been 11 Sept. 15 games. The Cowboys are 7-4 on Sept. 15. Dallas' first Sept. 15 game was in 1968 against Detroit, and its last was in 2019 at Washington.

| Date    | Opp  | Dal | Score | Date    | Opp  | Dal   | Score |
|---------|------|-----|-------|---------|------|-------|-------|
| 9/15/68 | Det  | W   | 59-13 | 9/15/02 | Ten  | W     | 21-13 |
| 9/15/74 | @Atl | W   | 24-0  | 9/15/03 | @NYG | W(OT) | 35-32 |
| 9/15/85 | @Det | L   | 21-26 | 9/15/08 | Phi  | W     | 41-37 |
| 9/15/91 | Phi  | L   | 0-24  | 9/15/13 | @KC  | L     | 16-17 |
| 9/15/96 | Ind  | L   | 24-25 | 9/15/19 | @Was | W     | 31-21 |
| 9/15/97 | Phi  | W   | 21-20 |         |      |       |       |

## ★ SERIES HISTORY ★

Dallas and New Orleans have squared off 31 times, including postseason, with the Cowboys holding an 18-13 record. Below is a look at the outcome each of those 31 games:

| Date     | Loc. | Dal   | W/L | Score | Date     | Loc. | Dal   | W/L | Score |
|----------|------|-------|-----|-------|----------|------|-------|-----|-------|
| 10/15/67 | Dal  | W     |     | 14-10 | 12/19/94 | NO   | W     |     | 24-16 |
| 11/12/67 | NO   | W     |     | 27-10 | 12/6/98  | NO   | L     |     | 3-22  |
| 11/3/68  | NO   | W     |     | 17-3  | 12/24/99 | NO   | L     |     | 24-31 |
| 9/28/69  | NO   | W     |     | 21-17 | 12/28/03 | NO   | L     |     | 7-13  |
| 11/9/69  | Dal  | W     |     | 33-17 | 12/12/04 | Dal  | L     |     | 13-27 |
| 10/17/71 | NO   | L     |     | 14-24 | 12/10/06 | Dal  | L     |     | 17-42 |
| 9/24/73  | Dal  | W     |     | 40-3  | 12/19/09 | NO   | W     |     | 24-17 |
| 9/19/76  | NO   | W     |     | 24-6  | 11/25/10 | Dal  | L     |     | 27-30 |
| 11/19/78 | Dal  | W     |     | 27-7  | 12/23/12 | Dal  | L     |     | 31-34 |
| 12/19/82 | Dal  | W     |     | 21-7  | 11/10/13 | NO   | L     |     | 17-49 |
| 9/25/83  | Dal  | W     |     | 21-20 | 9/28/14  | Dal  | W     |     | 38-17 |
| 10/21/84 | Dal  | W(OT) |     | 30-27 | 10/4/15  | NO   | L(OT) |     | 20-26 |
| 10/3/88  | NO   | L     |     | 17-20 | 11/29/18 | Dal  | W     |     | 13-10 |
| 9/10/89  | NO   | L     |     | 0-28  | 9/29/19  | NO   | L     |     | 10-12 |
| 12/2/90  | Dal  | W     |     | 17-13 | 12/2/21  | NO   | W     |     | 27-17 |
| 12/8/91  | Dal  | W     |     | 23-14 |          |      |       |     |       |

## ★ INSIDE THE SERIES HISTORY ★

The Dallas Cowboys and New Orleans Saints have each had stretches of dominance against the other since their first matchup in 1967. The two teams have faced each other 31 times in the regular season with no postseason matchups.

### In the 31 games of the series there has been:

- \* 15 games decided by double digits
- \* 13 games decided by two-or-more touchdowns
- \* 12 games decided by less than a touchdown
- \* A 5-0 start to the series by Dallas from 1967 to 1969
- \* A six-game winning streak by Dallas from 1973 to 1984
- \* A five-game losing streak by Dallas from 1998 to 2006
- \* 11-of-12 wins by Dallas through the first 12 games
- \* 8-of-12 wins by New Orleans through the previous 12 games
- \* One shutout by New Orleans - 28-0 (9/10/89)
- \* Three overtime games - one win by Dallas
- \* An 11-4 record by the Cowboys when playing in Dallas

## ★ FIRST TIME, LAST TIME ★

The first time these two clubs met, the Cowboys got off to a 3-1 start in the 1967 season. Dallas hosted New Orleans on Oct. 15 and improved to 4-1 after handing the Saints a 14-10 loss in front of 64,128 fans at the Cotton Bowl.

The last time these two teams met was Dec. 2, 2021 at Caesars Superdome. The Cowboys defeated the Saints 27-17, overcoming a defensive standoff and sealing the game with a fourth quarter interception return. This marked just the seventh victory in New Orleans in franchise history.

## ★ BOYS OF SEPTEMBER ★

Over the past 10-plus (2015-24) years, Dallas is one-of-eight teams to have a winning percentage of at least .600 through the season's first month. The Cowboys are tied with Buffalo for the fifth-highest winning percentage in September within the last decade:

### Highest Win Percentage in September - 2015-24

| Team            | W  | L  | T | Win% | Team                | W         | L         | T        | Win%        |
|-----------------|----|----|---|------|---------------------|-----------|-----------|----------|-------------|
| Kansas City ... | 22 | 7  | 0 | .759 | <b>Dallas .....</b> | <b>19</b> | <b>11</b> | <b>0</b> | <b>.633</b> |
| Green Bay ....  | 22 | 9  | 1 | .703 | Buffalo .....       | 19        | 11        | 0        | .633        |
| LA Rams .....   | 20 | 10 | 0 | .667 | Philadelphia ..     | 18        | 11        | 1        | .617        |
| New England .   | 20 | 10 | 0 | .667 | Baltimore .....     | 18        | 12        | 0        | .600        |



## ★ HOME IS WHERE THE TDS ARE ★

Dak Prescott has proven to be one of the top quarterbacks in the league when playing at home. Since he entered the league in 2016, Prescott's 136 total touchdowns (118 passing, 18 rushing) at AT&T Stadium are the most combined passing and rushing touchdowns at home during that span:

### Passing and Rushing Touchdowns at Home - NFL Since 2016

| Player                    | Gms       | PasTD      | RushTD    | TotTD      |
|---------------------------|-----------|------------|-----------|------------|
| <b>Dak Prescott</b> ..... | <b>58</b> | <b>118</b> | <b>18</b> | <b>136</b> |
| Russell Wilson .....      | 60        | 124        | 7         | 131        |
| Tom Brady.....            | 54        | 118        | 6         | 124        |
| Kirk Cousins.....         | 60        | 115        | 7         | 122        |
| Aaron Rodgers.....        | 53        | 114        | 7         | 121        |

Overall, Dallas has scored 229 touchdowns in 65 games at home versus 160 touchdowns in 65 games on the road since 2016. Dallas' 229 home touchdowns lead the NFL over that span:

### Overall Touchdowns at Home Since 2016 - NFL

| Team                | Games     | TD         | TD/G        | Pts/G       |
|---------------------|-----------|------------|-------------|-------------|
| <b>Dallas</b> ..... | <b>65</b> | <b>229</b> | <b>3.52</b> | <b>30.2</b> |
| New Orleans .....   | 65        | 211        | 3.25        | 27.7        |
| Buffalo.....        | 66        | 201        | 3.05        | 25.8        |
| Kansas City.....    | 66        | 194        | 2.94        | 26.0        |
| Baltimore.....      | 66        | 194        | 2.94        | 26.6        |

## ★ HOME COOKING ★

Since AT&T Stadium opened in 2009, Dallas has posted a 74-47 regular season record at home. However, since 2016, the Cowboys have utilized their home field advantage, going 47-18 at AT&T Stadium, tied for the second-most home wins in the NFL since 2016:

### NFL Team Home Wins Since 2016

| Team                | Games     | W         | L         | T        | Win %       |
|---------------------|-----------|-----------|-----------|----------|-------------|
| Kansas City.....    | 66        | 49        | 17        | 0        | .742        |
| Green Bay.....      | 65        | 47        | 17        | 1        | .731        |
| <b>Dallas</b> ..... | <b>65</b> | <b>47</b> | <b>18</b> | <b>0</b> | <b>.723</b> |
| Baltimore.....      | 66        | 45        | 21        | 0        | .682        |
| Buffalo.....        | 66        | 45        | 21        | 0        | .682        |
| Pittsburgh.....     | 66        | 44        | 21        | 1        | .674        |

## ★ POINT MEN AT HOME ★

Dallas lit up the 175-foot scoreboard at AT&T Stadium in 2023, as it led the NFL with 37.4 points-per-game at home. The Cowboys scored 299 total points at home, a single-season franchise record and the fifth-most home points in a single NFL regular season:

### Points at Home in a Season - NFL History

| Team, Season           | Pts | Team, Season               | Pts        |
|------------------------|-----|----------------------------|------------|
| New Orleans, 2011..... | 329 | Denver, 2013 .....         | 316        |
| Green Bay, 2011* ..... | 321 | <b>Dallas, 2023*</b> ..... | <b>299</b> |
| Green Bay, 2014* ..... | 318 |                            |            |

\*Head Coach Mike McCarthy coached three of the five teams.

## ★ HISTORIC AT HOME ★

In addition to an undefeated record at AT&T Stadium in 2023, Dallas is putting up historic numbers at home. Dallas scored at least 30 points in seven of its eight home games this season, becoming the first team in NFL history to score 30-plus points in seven home games in a season:

### 30-Point Games at Home in a Season - NFL History

| Team, Season                      | Gms      | PtDiff      |
|-----------------------------------|----------|-------------|
| <b>Dallas Cowboys, 2023</b> ..... | <b>7</b> | <b>+172</b> |
| Tampa Bay Buccaneers, 2021 .....  | 6        | +114        |
| New England Patriots, 2007.....   | 6        | +141        |

The Cowboys scored at least 40 points in four consecutive home games (LAR, 10/29 - Sea, 11/30), becoming the third team in the Super Bowl era with a four-game streak of 40-plus points, joining the 2014 Cincinnati Bengals and 2000 St. Louis Rams.

## ★ AT&T STADIUM RECORD... ★

The Dallas Cowboys concluded their 15th regular season calling AT&T Stadium home. Dallas' first game at the venue was on Sept. 20, 2009 - a 31-33 loss to the N.Y. Giants. The club's first win came a week later with a 21-7 decision over Carolina.

Dallas was 8-0 at AT&T Stadium in 2023, and they are currently on a 16-game win streak at home, the longest home win streak in the NFL and the second-longest home win streak in franchise history (18 from 1979-81). Dallas joins the New England Patriots as the only teams since 2000 to win at least 16 straight regular season home games. New England accomplished the feat on four different occasions since 2000. Below is a breakdown of the club's record at AT&T Stadium:

|                      |       |
|----------------------|-------|
| Regular season ..... | 74-47 |
| Postseason .....     | 3-3   |
| Overall.....         | 77-50 |

|                            | Regular | Post |
|----------------------------|---------|------|
| September .....            | 17-6    |      |
| October .....              | 17-14   |      |
| November .....             | 20-16   |      |
| December .....             | 18-9    |      |
| January .....              | 2-2     | 3-3  |
| Playing at noon .....      | 24-10   |      |
| Playing at 3:30 .....      | 28-23   | 1-3  |
| Playing in prime time..... | 22-14   | 2-0  |

|                |       |
|----------------|-------|
| Thursday ..... | 9-8   |
| Saturday.....  | 2-2   |
| Sunday.....    | 59-32 |
| Monday.....    | 4-5   |

|                              |       |     |
|------------------------------|-------|-----|
| Fully closed stadium .....   | 50-28 | 3-3 |
| Fully open stadium.....      | 12-11 |     |
| Roof open, doors closed..... | 2-5   |     |
| Roof closed, doors open..... | 10-3  |     |

|   |       |     |
|---|-------|-----|
| Playing against the NFC East.....           | 30-15 | 1-0 |
| Playing against the NFC (non-NFC East)..... | 26-18 | 2-3 |
| Playing against the AFC.....                | 18-13 |     |

| Team-by-team      |   |   |       |                   |    |   |       |
|-------------------|---|---|-------|-------------------|----|---|-------|
| Team              | W | L | Pct   | Team              | W  | L | Pct   |
| Arizona.....      | 0 | 3 | .000  | Minnesota .....   | 1  | 1 | .500  |
| Atlanta.....      | 3 | 1 | .750  | New England ....  | 1  | 1 | .500  |
| Baltimore.....    | 1 | 0 | 1.000 | New Orleans.....  | 2  | 2 | .500  |
| Buffalo.....      | 1 | 1 | .500  | N.Y. Giants.....  | 10 | 5 | .667  |
| Carolina.....     | 2 | 1 | .667  | N.Y. Jets.....    | 1  | 1 | .500  |
| Chicago.....      | 2 | 2 | .500  | Philadelphia..... | 9  | 6 | .600  |
| Cincinnati.....   | 2 | 0 | 1.000 | Pittsburgh.....   | 1  | 1 | .500  |
| Cleveland.....    | 1 | 1 | .500  | San Francisco...1 | 1  | 1 | .500  |
| Denver.....       | 0 | 2 | .000  | Seattle.....      | 3  | 2 | .600  |
| Detroit.....      | 5 | 1 | .833  | Tampa Bay.....    | 3  | 1 | .750  |
| Green Bay.....    | 0 | 3 | .000  | Tennessee.....    | 0  | 2 | .000  |
| Houston.....      | 2 | 0 | 1.000 | Washington.....   | 11 | 4 | .733  |
| Indianapolis..... | 2 | 0 | 1.000 |                   |    |   |       |
| Jacksonville..... | 1 | 1 | .500  | <b>Postseason</b> |    |   |       |
| Kansas City.....  | 1 | 0 | 1.000 | Detroit.....      | 1  | 0 | 1.000 |
| LA Chargers.....  | 0 | 2 | .000  | Green Bay.....    | 0  | 2 | .000  |
| LA Rams.....      | 4 | 1 | .800  | Philadelphia..... | 1  | 0 | 1.000 |
| Las Vegas.....    | 2 | 1 | .667  | Seattle.....      | 1  | 0 | 1.000 |
| Miami.....        | 2 | 0 | 1.000 | San Francisco...0 | 1  | 1 | .500  |

Dallas finished 2023 with an 8-0 record at AT&T Stadium in 2023. It marks just the fourth time in franchise history that Dallas went undefeated at home, joining the 1980, 1981 and 1969 teams.

### Undefeated Seasons at Home - Dallas Cowboys

| Season            | Wins     | Consec. Wins | Home Record |
|-------------------|----------|--------------|-------------|
| <b>2023</b> ..... | <b>8</b> | <b>8</b>     | <b>8-0</b>  |
| 1981.....         | 8        | 8            | 8-0         |
| 1980.....         | 8        | 8            | 8-0         |
| 1969.....         | 6        | 4            | 6-0-1       |

# 172

Dallas' +172 point differential at home in 2023 was a single-season franchise record. It is also tied the 10th-highest point differential at home in NFL history. The last team with a higher home point differential at home was the 2011 New Orleans Saints (+186).

# ★ THE DALLAS COWBOYS - A CHAMPIONSHIP TRADITION ★

## SUPER BOWL CHAMPIONSHIPS

|                            |          |
|----------------------------|----------|
| New England Patriots.....  | 6        |
| Pittsburgh Steelers.....   | 6        |
| <b>DALLAS COWBOYS.....</b> | <b>5</b> |
| San Francisco 49ers.....   | 5        |
| Green Bay Packers.....     | 4        |
| New York Giants.....       | 4        |
| Denver Broncos.....        | 3        |
| Kansas City Chiefs.....    | 3        |
| Oakland Raiders.....       | 3        |
| Washington Commanders....  | 3        |

## POSTSEASON GAMES

|                           |           |
|---------------------------|-----------|
| <b>DALLAS COWBOYS ...</b> | <b>67</b> |
| Pittsburgh Steelers.....  | 64        |
| Green Bay Packers.....    | 63        |
| San Francisco 49ers.....  | 62        |
| New England Patriots..... | 59        |
| StL/LA Rams.....          | 54        |
| Minnesota Vikings.....    | 52        |

## SUPER BOWL APPEARANCES

|                            |          |
|----------------------------|----------|
| New England Patriots.....  | 11       |
| <b>DALLAS COWBOYS.....</b> | <b>8</b> |
| Pittsburgh Steelers.....   | 8        |
| Denver Broncos.....        | 8        |
| San Francisco 49ers.....   | 8        |
| Kansas City Chiefs.....    | 6        |
| Green Bay Packers.....     | 5        |
| Miami Dolphins.....        | 5        |
| New York Giants.....       | 5        |
| Oakland Raiders.....       | 5        |
| Washington Commanders....  | 5        |

## CONSEC. POSTSEASON APPEARANCES

|                                    |          |
|------------------------------------|----------|
| New England Patriots (2009-19) ..  | 11       |
| <b>DALLAS COWBOYS (1975-83) ..</b> | <b>9</b> |
| Indianapolis Colts (2002-10) ..... | 9        |
| <b>DALLAS COWBOYS (1966-73) ..</b> | <b>8</b> |
| Pittsburgh Steelers (1972-79) ..   | 8        |
| Los Angeles Rams (1973-80) ..      | 8        |
| San Francisco 49ers (1983-90) ..   | 8        |

## POSTSEASON VICTORIES

|                           |           |
|---------------------------|-----------|
| San Francisco 49ers.....  | 38        |
| New England Patriots..... | 37        |
| Green Bay Packers.....    | 37        |
| <b>DALLAS COWBOYS ...</b> | <b>36</b> |
| Pittsburgh Steelers.....  | 36        |
| StL/LA Rams.....          | 26        |
| Oak/LV Raiders.....       | 25        |
| New York Giants.....      | 25        |
| Philadelphia Eagles.....  | 25        |

## CONSECUTIVE WINNING SEASONS

|                                    |           |
|------------------------------------|-----------|
| <b>DALLAS COWBOYS (1966-85) ..</b> | <b>20</b> |
| New England Patriots (2001-19) ..  | 19        |
| Oakland Raiders (1965-80) ..       | 16        |
| San Francisco 49ers (1983-98) ..   | 16        |
| Chicago Bears (1930-44) .....      | 15        |
| Green Bay Packers (1934-47) ..     | 14        |

## POSTSEASON APPEARANCES

|                           |           |
|---------------------------|-----------|
| <b>DALLAS COWBOYS ...</b> | <b>36</b> |
| Green Bay Packers.....    | 36        |
| Pittsburgh Steelers.....  | 34        |
| New York Giants.....      | 33        |
| Cle./StL/LA Rams.....     | 32        |
| Minnesota Vikings.....    | 31        |
| Philadelphia Eagles.....  | 30        |
| Indianapolis Colts.....   | 29        |
| San Francisco 49ers.....  | 29        |
| New England Patriots..... | 28        |
| Chicago Bears.....        | 27        |

## ALL-TIME REGULAR SEASON WINNING %

|                             |              |
|-----------------------------|--------------|
| <b>DALLAS COWBOYS .....</b> | <b>0.577</b> |
| Green Bay Packers.....      | 0.571        |
| Baltimore Ravens.....       | 0.567        |
| Chicago Bears.....          | 0.556        |
| New England Patriots.....   | 0.556        |
| Miami Dolphins.....         | 0.555        |
| Kansas City Chiefs.....     | 0.549        |

| 46 SEASONS OF .500-OR-BETTER |      |      | 36 POSTSEASON APPEARANCES |      |      | 26 DIVISION TITLES |      | 16 NFL/NFC CHAMPIONSHIP GAME FINALIST |      |      | 8 NFC CHAMPIONSHIPS |      | 5 SUPER BOWL CHAMPIONSHIPS |  |
|------------------------------|------|------|---------------------------|------|------|--------------------|------|---------------------------------------|------|------|---------------------|------|----------------------------|--|
| 1965                         | 1982 | 2009 | 1966                      | 1991 | 1966 | 1992               | 1966 | 1975                                  | 1992 | 1970 | 1992                | 1971 | 1992                       |  |
| 1966                         | 1983 | 2011 | 1967                      | 1992 | 1967 | 1993               | 1967 | 1977                                  | 1993 | 1971 | 1993                | 1977 | 1993                       |  |
| 1967                         | 1984 | 2012 | 1968                      | 1993 | 1968 | 1994               | 1970 | 1978                                  | 1994 | 1975 | 1995                |      | 1995                       |  |
| 1968                         | 1985 | 2013 | 1969                      | 1994 | 1969 | 1995               | 1971 | 1980                                  | 1995 | 1977 |                     |      |                            |  |
| 1969                         | 1991 | 2014 | 1970                      | 1995 | 1970 | 1996               | 1972 | 1981                                  |      | 1978 |                     |      |                            |  |
| 1970                         | 1992 | 2016 | 1971                      | 1996 | 1971 | 1998               | 1973 | 1982                                  |      |      |                     |      |                            |  |
| 1971                         | 1993 | 2017 | 1972                      | 1998 | 1973 | 2007               |      |                                       |      |      |                     |      |                            |  |
| 1972                         | 1994 | 2018 | 1973                      | 1999 | 1976 | 2009               |      |                                       |      |      |                     |      |                            |  |
| 1973                         | 1995 | 2019 | 1975                      | 2003 | 1977 | 2014               |      |                                       |      |      |                     |      |                            |  |
| 1974                         | 1996 | 2021 | 1976                      | 2006 | 1978 | 2016               |      |                                       |      |      |                     |      |                            |  |
| 1975                         | 1998 | 2022 | 1977                      | 2007 | 1979 | 2018               |      |                                       |      |      |                     |      |                            |  |
| 1976                         | 1999 | 2023 | 1978                      | 2009 | 1981 | 2021               |      |                                       |      |      |                     |      |                            |  |
| 1977                         | 2003 |      | 1979                      | 2014 | 1985 | 2023               |      |                                       |      |      |                     |      |                            |  |
| 1978                         | 2005 |      | 1980                      | 2016 |      |                    |      |                                       |      |      |                     |      |                            |  |
| 1979                         | 2006 |      | 1981                      | 2018 |      |                    |      |                                       |      |      |                     |      |                            |  |
| 1980                         | 2007 |      | 1982                      | 2021 |      |                    |      |                                       |      |      |                     |      |                            |  |
| 1981                         | 2008 |      | 1983                      | 2022 |      |                    |      |                                       |      |      |                     |      |                            |  |
|                              |      |      | 1985                      | 2023 |      |                    |      |                                       |      |      |                     |      |                            |  |



## ★ PRO BOWL COWBOYS ★

Over the last decade, Dallas has selected 15 players in the NFL Draft that have gone on to make at least one Pro Bowl - the most in the NFL over that span. Baltimore has selected the second-most with 12 Pro Bowl draft picks since 2014. Since 1989 Dallas has sent 61 different players to the Pro Bowl, and of those, Dallas drafted 43.

### COWBOYS PRO BOWL DRAFT PICKS SINCE 2014 (BY YEAR DRAFTED)

- 2014: Zack Martin (9)\*
- 2014: DeMarcus Lawrence (4)
- 2015: Byron Jones (1)\*
- 2016: Dak Prescott (3)
- 2016: Ezekiel Elliott (3)\*
- 2016: Jaylon Smith (1)
- 2018: Leighton Vander Esch (1)\*
- 2019: Tony Pollard (1)



- 2020: Tyler Biadasz (1)
- 2020: Trevon Diggs (2)
- 2020: CeeDee Lamb (3)\*
- 2021: Micah Parsons (3)\*
- 2022: DaRon Bland (1)
- 2022: Jake Ferguson (1)
- 2022: Tyler Smith (1)\*

\*First round picks

# DAK PRESCOTT NOTES



## All-Time Ranks - Cowboys QBs

- 1st** - Completion Pct. (66.9%)
- 2nd** - Passing Touchdowns (203)
- 3rd** - Passing Yards (29,638)  
- Attempts (3,905)  
- Completions (2,614)
- 4th** - Total Wins (74)



### ★ COMPLETE CONTROL ★

Dak Prescott completed 410-of-590 passes in 2023, a completion rate of 69.5% that ranked second in the NFL:

#### Highest Completion Percentage Among NFL QBs - 2023

| Player, Team                  | Comp%        | Player, Team             | Comp% |
|-------------------------------|--------------|--------------------------|-------|
| Jake Browning, Cin.....       | 70.4%        | Brock Purdy, SF.....     | 69.4% |
| <b>Dak Prescott, Dal.....</b> | <b>69.5%</b> | Tua Tagovailoa, Mia .... | 69.3% |
| Kirk Cousins, Min.....        | 69.5%        | Derek Carr, NO.....      | 68.4% |

Prescott's career-best 69.5% completion rate was also the second-highest mark in a season in franchise history:

#### Highest Single-Season Comp.%, Cowboys History

| Player                   | Season      | Comp       | Attempts   | Comp%        |
|--------------------------|-------------|------------|------------|--------------|
| Tony Romo.....           | 2014        | 304        | 435        | 69.9%        |
| <b>Dak Prescott.....</b> | <b>2023</b> | <b>410</b> | <b>590</b> | <b>69.5%</b> |
| Troy Aikman.....         | 1993        | 271        | 392        | 69.1%        |
| Dak Prescott.....        | 2021        | 410        | 596        | 68.8%        |
| Dak Prescott.....        | 2016        | 311        | 459        | 67.8%        |

Prescott completed over 80.0% of his passes in four games in 2023 (NYJ, 9/17; NE, 10/1; LAR, 10/29; @Was, 1/7/24) - becoming the first quarterback in NFL history with an 80.0 completion percentage-or-higher in four games in a season.

### ★ TOP 5 PRESCOTT ★

Dak Prescott placed himself in the 2023 MVP conversation with his performance last season. Prescott finished in the top-five of almost every main statistical passing category:

#### Dak Prescott 2023 Stats - NFL Rank

| Stats                        | Total | Rank |
|------------------------------|-------|------|
| Passing Touchdowns.....      | 36    | 1st  |
| Completions.....             | 410   | 1st  |
| Completion Percentage.....   | 69.5% | 2nd  |
| Passer Rating.....           | 105.9 | 2nd  |
| Passing Yards.....           | 4,516 | 3rd  |
| Interception Percentage..... | 1.5%  | 4th  |
| 25+ Yard Completions.....    | 38    | 4th  |

### ★ LEADING THE CHARGE ★

Over the last four seasons, the Cowboys are scoring 27.8 offensive points-per-game when Dak Prescott is under center, most in the NFL by any quarterback with 25-or-more starts since 2021:

#### Offensive Points-Per-Game With Starting Quarterback NFL - 2021-24

| QB, Team                      | GS        | PPG         |
|-------------------------------|-----------|-------------|
| <b>Dak Prescott, Dal.....</b> | <b>46</b> | <b>27.8</b> |
| Josh Allen, Buf.....          | 51        | 26.9        |
| Patrick Mahomes, KC.....      | 51        | 25.7        |
| Jalen Hurts, Phi.....         | 48        | 25.4        |
| Lamar Jackson, Bal.....       | 41        | 25.3        |

### ★ DAK TO THE FUTURE ★

Following his eighth pro season, Dak Prescott ranks first in completion percentage (66.9%), second in passing touchdowns (203), third in completions (2,614), attempts (3,905), passing yards (29,638) and fourth in wins (74) in team history:

#### Dallas Cowboys All-Time QB Chart

##### WINS AS STARTER

|                          |           |
|--------------------------|-----------|
| Troy Aikman.....         | 94        |
| Roger Staubach.....      | 85        |
| Tony Romo.....           | 78        |
| <b>Dak Prescott.....</b> | <b>74</b> |
| Danny White.....         | 62        |

##### PASSING YARDS

|                          |               |
|--------------------------|---------------|
| Tony Romo.....           | 34,183        |
| Troy Aikman.....         | 32,942        |
| <b>Dak Prescott.....</b> | <b>29,638</b> |
| Roger Staubach.....      | 22,700        |
| Danny White.....         | 21,959        |

##### ATTEMPTS

|                          |              |
|--------------------------|--------------|
| Troy Aikman.....         | 4,715        |
| Tony Romo.....           | 4,335        |
| <b>Dak Prescott.....</b> | <b>3,905</b> |
| Roger Staubach.....      | 2,958        |
| Danny White.....         | 2,950        |

##### PASSING TOUCHDOWNS

|                          |            |
|--------------------------|------------|
| Tony Romo.....           | 247        |
| <b>Dak Prescott.....</b> | <b>203</b> |
| Troy Aikman.....         | 165        |
| Danny White.....         | 155        |
| Roger Staubach.....      | 153        |

##### COMPLETIONS

|                          |              |
|--------------------------|--------------|
| Troy Aikman.....         | 2,898        |
| Tony Romo.....           | 2,829        |
| <b>Dak Prescott.....</b> | <b>2,614</b> |
| Danny White.....         | 1,761        |
| Roger Staubach.....      | 1,685        |

##### COMPLETION PCT

|                          |              |
|--------------------------|--------------|
| <b>Dak Prescott.....</b> | <b>66.9%</b> |
| Tony Romo.....           | 65.3%        |
| Troy Aikman.....         | 61.5%        |
| Danny White.....         | 59.7%        |
| Roger Staubach.....      | 57.0%        |

### ★ QB WINS ★

In his ninth season as the Dallas Cowboys quarterback, Dak Prescott has proven to be a winner, as his 74 regular season victories are fourth in team history and rank third among NFL quarterbacks since 2016:

#### Wins by Starting NFL QB - 2016-23

| Player                        | W         | L         | T        | Win%        |
|-------------------------------|-----------|-----------|----------|-------------|
| Tom Brady, NE/TB.....         | 79        | 31        | 0        | .718        |
| Patrick Mahomes, KC.....      | 75        | 22        | 0        | .773        |
| <b>Dak Prescott, Dal.....</b> | <b>74</b> | <b>41</b> | <b>0</b> | <b>.643</b> |
| Russell Wilson, Sea/Den.....  | 69        | 54        | 1        | .560        |
| Aaron Rodgers, GB/NYJ.....    | 68        | 37        | 1        | .646        |
| Jared Goff, LAR/Det.....      | 67        | 50        | 1        | .572        |

Since 2016, Prescott has the most wins against his division, going 32-8 in games he has started against the NFC East:

| Player                        | Wins      | Player                   | Wins |
|-------------------------------|-----------|--------------------------|------|
| <b>Dak Prescott, Dal.....</b> | <b>32</b> | Patrick Mahomes, KC..... | 30   |
| Tom Brady, NE/TB.....         | 31        | Aaron Rodgers, GB/NYJ .. | 26   |

# DAK PRESCOTT NOTES, CONT.

## ★ DAK'S RECORD WHEN... ★

Since taking over as Dallas' starting quarterback in 2016, Dak Prescott has compiled a 74-41 regular season record in 115 career starts, and he is 2-5 in the postseason. Below is a look at Prescott's record under several different circumstances:

|   | <b>Regular</b> | <b>Post</b> |
|---|----------------|-------------|
| Playing at home: .....                      | 43-15          | 1-3         |
| Playing on the road: .....                  | 31-26          | 1-2         |
| Playing indoors: .....                      | 40-15          | 1-3         |
| Playing outdoors: .....                     | 34-26          | 1-2         |
| Playing against the NFC East:.....          | 32-8           |             |
| Playing against the AFC (non-NFC East): ..  | 25-18          | 2-5         |
| Playing against the AFC: .....              | 17-15          |             |
| Playing on Thursday:.....                   | 10-5           |             |
| Playing on Saturday:.....                   | 3-0            | 1-1         |
| Playing on Sunday:.....                     | 52-33          | 0-4         |
| Playing on Sunday night.....                | 12-8           |             |
| Playing on Monday night: .....              | 5-1            | 1-0         |
| Playing on artificial turf: .....           | 57-26          | 1-3         |
| Playing on natural grass: .....             | 17-15          | 1-2         |
| Offense totals over 400 yards: .....        | 41-13          | 1-2         |
| Throws for over 300 yards: .....            | 17-9           | 1-2         |
| Throws for 200-299 yards: .....             | 43-18          | 1-3         |
| Attempts 30 passes-or-more .....            | 44-34          | 2-5         |
| Throws only one touchdown: .....            | 20-9           | 1-3         |
| Throws more than one touchdown: .....       | 46-17          | 1-2         |
| Completes 65.0%-or-more of his passes:....  | 54-14          | 2-1         |
| Averages more than 7.0 yards-per-attempt... | 56-13          | 1-2         |
| Has more than one Big Play (25+) passing... | 40-17          | 2-2         |
| Throws no interceptions: .....              | 50-13          | 1-1         |
| Throws one interception: .....              | 17-16          | 1-2         |
| Throws more than one interception: .....    | 6-13           | 0-2         |
| Records at least 100.0 passer rating: ..... | 52-9           | 1-1         |
| Commits no turnovers.....                   | 42-9           | 1-1         |
| Against teams with winning record: .....    | 23-21          | 1-5         |
| Against teams with .500 record: .....       | 15-9           |             |
| Against teams with losing record: .....     | 36-10          | 1-0         |
| Has between one-five rush attempts .....    | 47-32          | 0-4         |
| Has five-or-more rush attempts .....        | 26-9           | 2-1         |
| Sacked one time-or-less: .....              | 40-11          | 2-2         |
| Sacked more than once: .....                | 34-30          | 0-3         |
| September: .....                            | 15-10          |             |
| October: .....                              | 17-8           |             |
| November: .....                             | 19-12          |             |
| December: .....                             | 21-8           |             |
| January:.....                               | 2-3            | 2-5         |

| Team-by-team      |   |      |       |                     |   |      |       |
|-------------------|---|------|-------|---------------------|---|------|-------|
| Team              | W | L    | Pct   | Team                | W | L    | Pct   |
| Arizona.....      | 1 | 2    | .333  | Minnesota.....      | 2 | 1    | .667  |
| Atlanta.....      | 3 | 1    | .750  | New England... 2    | 1 | .667 |       |
| Baltimore.....    | 1 | 0    | 1.000 | New Orleans... 2    | 2 | .667 |       |
| Buffalo.....      | 0 | 2    | .000  | N.Y. Giants .... 12 | 2 | .857 |       |
| Carolina.....     | 2 | 1    | .667  | N.Y. Jets ..... 1   | 1 | .500 |       |
| Chicago.....      | 2 | 1    | .667  | Philadelphia... 9   | 4 | .692 |       |
| Cincinnati .....  | 1 | 0    | 1.000 | Pittsburgh .....    | 1 | 0    | 1.000 |
| Cleveland.....    | 2 | 1    | .667  | San Francisco . 2   | 1 | .667 |       |
| Denver.....       | 0 | 2    | .000  | Seattle .....       | 1 | 3    | .250  |
| Detroit.....      | 5 | 0    | 1.000 | Tampa Bay .....     | 2 | 2    | .500  |
| Green Bay.....    | 1 | 3    | .250  | Tennessee.....      | 1 | 1    | .500  |
| Houston.....      | 1 | 1    | .500  | Washington .... 11  | 2 | .846 |       |
| Indianapolis... 1 | 1 | .500 |       |                     |   |      |       |
| Jacksonville... 1 | 1 | .500 |       |                     |   |      |       |
| Kansas City.... 1 | 1 | .500 |       |                     |   |      |       |
| LA Chargers.... 2 | 1 | .667 |       |                     |   |      |       |
| LA Rams.....      | 2 | 2    | .500  |                     |   |      |       |
| Las Vegas.....    | 1 | 1    | .500  |                     |   |      |       |
| Miami.....        | 1 | 1    | .500  |                     |   |      |       |

| Postseason      |   |   |       |
|-----------------|---|---|-------|
| Team            | W | L | Pct   |
| Green Bay.....  | 0 | 2 | .000  |
| L.A. Rams.....  | 0 | 1 | .000  |
| San Francisco . | 0 | 2 | .000  |
| Seattle.....    | 1 | 0 | 1.000 |
| Tampa Bay.....  | 1 | 0 | 1.000 |

## ★ QUICK DRAW DAK ★

Dak Prescott recorded an average time to throw of 2.34 seconds-per-dropback in the Week 1 win at Cleveland (9/8), per PFF, the fastest time among starting quarterbacks in Week 1:

Average Time To Throw - Per Dropback 2024

| Player                        | Avg Release | Player                   | Avg Release |
|-------------------------------|-------------|--------------------------|-------------|
| <b>Dak Prescott, Dal.....</b> | <b>2.34</b> | Jared Goff, Det .....    | 2.52        |
| Tua Tagovailoa, Mia .....     | 2.38        | Matthew Stafford, LAR .. | 2.58        |
| Geno Smith, Sea.....          | 2.41        | Justin Herbert, LAC .... | 2.59        |
| Kirk Cousins, Atl.....        | 2.51        | Jordan Love, GB.....     | 2.61        |


## ★ MOVING UP THE CHARTS ★

Dak Prescott threw for 300-plus yards in five games in 2023, tied for third in the NFL. Prescott's 26 career games with at least 300 yards through the air are second in Cowboys history:

| Player                    | Games     |
|---------------------------|-----------|
| Tony Romo .....           | 46        |
| <b>Dak Prescott .....</b> | <b>26</b> |
| Troy Aikman .....         | 13        |
| Darby White.....          | 10        |

## ★ PRESCOTT TDs BY TEAM ★

Dak Prescott has thrown a touchdown pass against all 31 NFL teams in the regular season. He is the 30th quarterback in NFL history to throw at least one touchdown pass against 31-or-more opponents. Below is a team-by-team breakdown of his touchdowns through the air:



## DAK PRESCOTT NOTES, CONT.

### ★ RATE THIS ★

Dak Prescott showcased efficiency and accuracy in 2023, as his 69.5 completion percentage ranked second in the NFL, and his 105.9 passer rating was second in the league:

#### NFL Passer Rating - 2023

| QB, Team                      | Comp       | Att        | Comp%        | TD        | PsRtng       |
|-------------------------------|------------|------------|--------------|-----------|--------------|
| Brock Purdy, SF.....          | 308        | 444        | 69.4%        | 31        | 113.0        |
| <b>Dak Prescott, Dal.....</b> | <b>410</b> | <b>590</b> | <b>69.5%</b> | <b>36</b> | <b>105.9</b> |
| Kirk Cousins, Min.....        | 216        | 311        | 69.5%        | 18        | 103.8        |
| Lamar Jackson, Bal.....       | 307        | 457        | 67.2%        | 24        | 102.7        |
| Tua Tagovailoa, Mia.....      | 388        | 560        | 69.3%        | 29        | 101.1        |

Prescott's 105.9 passer rating was a career-high and ranked second in single-season franchise history:

#### Single-Season Passer Rating - Cowboys History

| Player, Season                 | PsRtng       | Player, Season          | PsRtng |
|--------------------------------|--------------|-------------------------|--------|
| Tony Romo, 2014.....           | 113.2        | Roger Staubach, 1971..  | 104.8  |
| <b>Dak Prescott, 2023.....</b> | <b>105.9</b> | Dak Prescott, 2021..... | 104.2  |
| Dak Prescott, 2016.....        | 104.9        | Tony Romo, 2011.....    | 102.5  |

### ★ QB RATINGS AT 100.0 ★

Dak Prescott has 61 career games with a 100.0 passer rating, second in team history behind Tony Romo (67). In 2023 Prescott had 11 games with a 100.0 rating, most in the NFL:

#### 100.0 QB Rating Games - NFL 2023

| Player                        | Games     | Player                | Games |
|-------------------------------|-----------|-----------------------|-------|
| <b>Dak Prescott, Dal.....</b> | <b>11</b> | Derek Carr, NO.....   | 9     |
| Brock Purdy, SF.....          | 10        | Four others tied..... | 8     |
| Jordan Love, GB.....          | 10        |                       |       |

Prescott also tied his franchise record that he set in 2016 for the most 100.0 rating games in a season.

#### 100.0 QB Rating Games in a Season - Cowboys History

| Player                         | Games     | Player               | Games |
|--------------------------------|-----------|----------------------|-------|
| <b>Dak Prescott, 2023.....</b> | <b>11</b> | Tony Romo, 2014..... | 10    |
| Dak Prescott, 2016.....        | 11        | Tony Romo, 2007..... | 10    |
| Dak Prescott, 2021.....        | 10        |                      |       |

Prescott's 61 games with at least a 100.0 rating from 2016-23 are the second-most 100.0 rating games by a quarterback through his first eight seasons in NFL history:

#### 100.0 QB Rating Games - First Eight Seasons

| Player                   | Games     | Seasons        |
|--------------------------|-----------|----------------|
| Russell Wilson.....      | 65        | 2012-18        |
| <b>Dak Prescott.....</b> | <b>61</b> | <b>2016-23</b> |
| Patrick Mahomes.....     | 53        | 2018-23        |

### ★ MAN-TO-MAN ★

Heading into the 2023 season, Dak Prescott had a career passer rating of 101.6 against man coverage, 13th in the NFL since 2016.

According to Next Gen Stats, Prescott's 128.9 passer rating against man coverage in 2023 led the NFL among qualifying quarterbacks:

#### Passer Rating Against Man Coverage - NFL 2023

| QB, Team                      | Comp       | Att        | Comp%        | TD        | INT      | Rtng         |
|-------------------------------|------------|------------|--------------|-----------|----------|--------------|
| <b>Dak Prescott, Dal.....</b> | <b>124</b> | <b>188</b> | <b>66.0%</b> | <b>23</b> | <b>2</b> | <b>128.9</b> |
| Brock Purdy, SF.....          | 85         | 138        | 61.6%        | 17        | 1        | 128.0        |
| Tua Tagovailoa, Mia.....      | 88         | 143        | 61.5%        | 16        | 2        | 117.0        |
| Kirk Cousins, Min.....        | 55         | 88         | 62.5%        | 9         | 1        | 115.5        |
| Patrick Mahomes, KC..         | 185        | 100        | 59.9%        | 19        | 4        | 110.6        |

#### Dak Prescott Stats Against Man Coverage - NFL Rank 2023

| Stats                      | Total | Rank |
|----------------------------|-------|------|
| Passing Yards.....         | 1,657 | 1st  |
| Passing Touchdowns.....    | 23    | 1st  |
| Passer Rating.....         | 128.9 | 1st  |
| Completion Percentage..... | 66.0% | 1st  |
| Yards-Per-Attempt.....     | 8.8   | 2nd  |

### ★ TOUCHDOWNS GALORE ★

Dak Prescott led the NFL with 36 touchdown passes in 2023. He joined Bob Waterfield (1945-46) as the only two quarterbacks in NFL history to lead the league in passing touchdowns just one year after leading the NFL in interceptions.

#### Passing Touchdowns - NFL 2023

| Player, Team                  | Pass TD   | Player, Team             | Pass TD |
|-------------------------------|-----------|--------------------------|---------|
| <b>Dak Prescott, Dal.....</b> | <b>36</b> | Jared Goff, Det.....     | 30      |
| Jordan Love, GB.....          | 32        | Josh Allen, Buf.....     | 29      |
| Brock Purdy, SF.....          | 31        | Tua Tagovailoa, Mia..... | 29      |

Prescott also became the first quarterback in Cowboys history to lead the NFL in passing touchdowns outright. Roger Staubach tied the league lead (23) in 1973.

Prescott's 36 touchdown passes in 2023 tied for second in single-season team history, trailing only his franchise record of 37 passing touchdowns that he set in 2021:

#### Passing Touchdowns - NFL 2023

| Player, Season                 | Pass TD   | Player, Season       | Pass TD |
|--------------------------------|-----------|----------------------|---------|
| Dak Prescott, 2021.....        | 37        | Tony Romo, 2014..... | 34      |
| <b>Dak Prescott, 2023.....</b> | <b>36</b> | Tony Romo, 2013..... | 31      |
| Tony Romo, 2007.....           | 36        | Tony Romo, 2011..... | 31      |

### ★ QB'S MULTIPLE TOUCHDOWNS ★

Dak Prescott had 11 multi-passing touchdown games in 2023, tied with Jordan Love for most in the NFL and tied for second in single-season franchise history:

#### Multi-Passing Touchdown Games in a Season

| Cowboys History                |           |                      |       |
|--------------------------------|-----------|----------------------|-------|
| Player, Season                 | Games     | Player, Season       | Games |
| Tony Romo, 2007.....           | 12        | Tony Romo, 2014..... | 11    |
| <b>Dak Prescott, 2023.....</b> | <b>11</b> | Tony Romo, 2011..... | 11    |
| Dak Prescott, 2021.....        | 11        |                      |       |

Prescott's 63 career games with two-or-more touchdown passes rank second in team history behind Tony Romo (79). In 2023 Prescott went on a career-long seven-game streak with multiple touchdown passes in 2023 (vs. LAR, 10/29 - vs. Phi, 12/10), tied with Tony Romo (2006-07) for the longest multi-passing touchdown streak in team history.

Prescott also recorded three-or-more touchdown passes in six games in 2023, most in the NFL. Prescott's 36 career three-touchdown games rank second in franchise history:

#### Three Passing Touchdown Games - Dallas Cowboys

| Player                   | Games     | Player              | Games |
|--------------------------|-----------|---------------------|-------|
| Tony Romo.....           | 40        | Roger Staubach..... | 17    |
| <b>Dak Prescott.....</b> | <b>36</b> | Don Meredith.....   | 14    |
| Danny White.....         | 20        | Troy Aikman.....    | 20    |

Among NFL quarterbacks, Prescott's 36 career three-touchdown games are the fourth-most such games in an NFL player's first eight seasons:

#### Three Passing Touchdown Games - First Eight Seasons

| NFL History                |       |                               |           |
|----------------------------|-------|-------------------------------|-----------|
| Player                     | Games | Player                        | Games     |
| Dan Marino, Mia.....       | 42    | <b>Dak Prescott, Dal.....</b> | <b>36</b> |
| Patrick Mahomes, KC... 38  |       | Brett Favre, GB.....          | 33        |
| Peyton Manning, Ind ... 37 |       | Aaron Rodgers, GB.....        | 32        |

Prescott threw four touchdowns in four games in 2023, most in the NFL. His 11 career games with four scores through the air are the most in franchise history:

#### Four Passing Touchdown Games - Dallas Cowboys

| Player                   | Games     | Player            | Games |
|--------------------------|-----------|-------------------|-------|
| <b>Dak Prescott.....</b> | <b>11</b> | Don Meredith..... | 6     |
| Tony Romo.....           | 10        | Troy Aikman.....  | 3     |
| Danny White.....         | 8         | Craig Morton..... | 2     |

**410** Dak Prescott's league-leading 410 completions in 2023 tied a career-best, which is also tied for second in franchise history, trailing only Tony Romo's 425 completions in 2012.

## DAK PRESCOTT NOTES, CONT.

### ★ THIRD DOWN DARLING ★

Dak Prescott's ability to make the play that extends the drive on third down should not be overlooked, especially in passing situations. On 145 third down passing attempts in 2023, Prescott led all NFL quarterbacks in completion percentage (69.0%) and passer rating (116.7):

#### Third Down Passer Rating - 2023 NFL QBs *min. 60 third down pass attempts*

| Player                         | Att.       | Comp       | Pct%         | TD        | INT      | Rtng         |
|--------------------------------|------------|------------|--------------|-----------|----------|--------------|
| <b>Dak Prescott, Dal</b> ..... | <b>145</b> | <b>100</b> | <b>69.0%</b> | <b>11</b> | <b>3</b> | <b>116.7</b> |
| Patrick Mahomes, KC...         | 147        | 94         | 63.9%        | 15        | 3        | 112.6        |
| Kirk Cousins, Min.....         | 84         | 55         | 45.7%        | 6         | 1        | 111.5        |
| Matthew Stafford, LAR          | 132        | 82         | 62.1%        | 11        | 1        | 111.3        |
| Russell Wilson, Den.....       | 105        | 69         | 65.7%        | 9         | 2        | 108.2        |

Prescott was also fourth among all starting quarterbacks in 2023 with a 45.9% third down conversion rate, which includes passing attempts, quarterback rushing attempts and sacks:

#### Third Down Conversion Rate - 2023 NFL QBs *min. 50 third down chances*

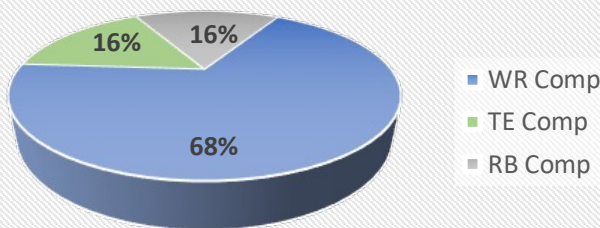
| Player                         | Att.       | Conv.     | 1stD Pct     |
|--------------------------------|------------|-----------|--------------|
| Jalen Hurts, Phi               | 186        | 90        | 48.4%        |
| Josh Allen, Buf                | 185        | 87        | 47.0%        |
| Brock Purdy, SF                | 124        | 58        | 46.8%        |
| <b>Dak Prescott, Dal</b> ..... | <b>183</b> | <b>84</b> | <b>45.9%</b> |
| Jordan Love, GB                | 187        | 83        | 44.4%        |

*Third down chances include passing attempts, quarterback rushing attempts and sacks on third down plays this season.*

### ★ PASS DISTRIBUTION ★

Dak Prescott completed 13-of-24 passes in Week 1, with nine to WRs and two each to RBs and TEs.

#### Dak Prescott 2024 Completions by Position



### ★ DAK AGAINST THE BLITZ ★

When opponents brought five-or-more pass rushers, Dak Prescott completed 120-of-174 passes, a 69.0% completion rate against the blitz that was third in the NFL per *Pro Football Focus*:

#### Completion Percentage Against the Blitz - NFL 2023

| QB, Team                       | Comp       | Att        | Comp%        |
|--------------------------------|------------|------------|--------------|
| Patrick Mahomes, KC.....       | 103        | 147        | 70.1%        |
| <b>Dak Prescott, Dal</b> ..... | <b>120</b> | <b>174</b> | <b>69.0%</b> |
| Brock Purdy, SF.....           | 117        | 172        | 68.0%        |
| Tua Tagovailoa, Mia.....       | 87         | 128        | 68.0%        |

Prescott threw his first touchdown of the season to Brandin Cooks while facing a blitz in Week 1 against Cleveland (9/8). Overall, Prescott was two-of-four against the blitz in Week 1 with 28 passing yards and a touchdown.

### ★ DOWN FIELD DAK ★

Dak Prescott pushed the ball down the field in 2023. Starting in Week 6, Prescott completed 47 passes of 20-plus yards, third in the NFL during that span. Overall in 2023, Prescott tied for fourth in the league with 62 big play (20+ yards) passes:

#### Big Play Passes - NFL 2023

| Player              | 20+ Comp  | Player           | 20+ Comp |
|---------------------|-----------|------------------|----------|
| Brock Purdy         | 72        | Matthew Stafford | 62       |
| Jared Goff          | 69        | Baker Mayfield   | 60       |
| C.J. Stroud         | 66        | Tua Tagovailoa   | 58       |
| <b>Dak Prescott</b> | <b>62</b> | Jordan Love      | 55       |

Additionally, Prescott completed two of his five passes that traveled at least 20 yards in Week 1 against Cleveland (9/8). His five attempts of 20-plus yards tied for the second-most in Week 1:

#### 20-Plus Yard Attempts - Week 1 NFL 2024

| Player                   | Att.     | Comp.    | Comp.%       |
|--------------------------|----------|----------|--------------|
| Tua Tagovailoa, Mia      | 6        | 3        | 50.0%        |
| <b>Dak Prescott, Dal</b> | <b>5</b> | <b>2</b> | <b>40.0%</b> |
| Jordan Love, GB          | 5        | 3        | 60.0%        |
| Will Levis, Ten          | 5        | 2        | 40.0%        |
| Lamar Jackson, Bal       | 5        | 1        | 20.0%        |
| Others tied              | 4        | -        | -            |

### ★ FOURTH QUARTER WINS ★

Since taking over as the Dallas Cowboys starting quarterback in 2016, Dak Prescott has engineered his share of fourth quarter wins for the club. Included in his 73 regular season wins as a starter are 22 occasions in which he led the team to victory when the club was tied or trailing in the fourth quarter or overtime. Prescott's 22 wins are the second-most by a Dallas signal caller:

#### 4th Quarter/OT Wins - Cowboys

| Quarterback         | Wins      | Quarterback    | Wins |
|---------------------|-----------|----------------|------|
| Tony Romo           | 24        | Roger Staubach | 13   |
| <b>Dak Prescott</b> | <b>22</b> | Danny White    | 11   |
| Troy Aikman         | 15        |                |      |

Below is a look at each of Prescott's 22 games in which the game was tied or the team trailed in the fourth quarter to pull out the win and his fourth quarter/overtime stats:

| Date     | Opp  | Score | Time Left | 4th Quarter/OT |     |     |    |     | Final Score |
|----------|------|-------|-----------|----------------|-----|-----|----|-----|-------------|
|          |      |       |           | Att            | Com | Yds | TD | Int |             |
| 9/18/16  | @Was | 20-23 | 10:35     | 6              | 5   | 56  | 0  | 0   | 27-23       |
| 10/30/16 | PHI* | 23-23 | 10:00     | 5              | 5   | 66  | 1  | 0   | 29-23       |
| 11/13/16 | @Pit | 29-30 | 0:42      | 4              | 3   | 28  | 0  | 0   | 35-30       |
| 12/1/16  | @Min | 7-9   | 14:11     | 4              | 2   | 26  | 1  | 0   | 17-15       |
| 12/18/16 | TB   | 20-20 | 9:35      | 2              | 2   | 10  | 0  | 0   | 26-20       |
| 9/25/17  | @Ari | 14-14 | 14:45     | 2              | 2   | 41  | 1  | 0   | 28-17       |
| 12/10/17 | @NYG | 10-10 | 9:29      | 3              | 3   | 77  | 1  | 0   | 30-10       |
| 12/17/17 | @Oak | 17-17 | 6:30      | 6              | 5   | 82  | 0  | 0   | 20-17       |
| 12/31/17 | @Phi | 0-0   | 15:00     | 6              | 3   | 54  | 1  | 0   | 6-0         |
| 9/30/18  | DET  | 23-24 | 2:17      | 11             | 7   | 99  | 0  | 0   | 26-24       |
| 11/11/18 | @Phi | 20-20 | 7:27      | 4              | 3   | 74  | 0  | 0   | 27-20       |
| 11/18/18 | @Atl | 19-19 | 1:52      | 6              | 4   | 45  | 0  | 0   | 22-19       |
| 12/9/18  | PHI* | 23-23 | 10:00     | 5              | 5   | 58  | 1  | 0   | 29-23       |
| 12/30/18 | @NYG | 28-32 | 3:21      | 9              | 4   | 75  | 1  | 0   | 36-35       |
| 9/20/20  | Atl  | 24-36 | 1:49      | 2              | 1   | 24  | 0  | 0   | 40-39       |
| 9/19/21  | @LAC | 17-17 | 3:49      | 5              | 5   | 45  | 0  | 0   | 20-17       |
| 10/17/21 | @NE* | 29-29 | 7:53      | 5              | 5   | 71  | 1  | 0   | 35-29       |
| 12/11/22 | Hou  | 20-23 | 3:20      | 7              | 6   | 79  | 0  | 0   | 27-23       |
| 12/24/22 | Phi  | 34-34 | 4:19      | 5              | 3   | 31  | 0  | 0   | 40-34       |
| 10/16/23 | @LAC | 17-17 | 7:11      | 6              | 3   | 34  | 0  | 0   | 20-17       |
| 11/30/23 | Sea  | 30-35 | 7:04      | 5              | 4   | 35  | 1  | 0   | 41-35       |
| 12/30/23 | Det  | 10-13 | 12:18     | 5              | 5   | 54  | 1  | 0   | 20-19       |

*\*italics indicate overtime and are reflected in the stats totals*

Amongst all NFL quarterbacks, Prescott has the fifth-most game-winning drives from 2016-23:

#### Game-Winning Drives - NFL (2016-23)

| Player         | Drives | Player                   | Drives    |
|----------------|--------|--------------------------|-----------|
| Derek Carr     | 29     | Matthew Stafford         | 24        |
| Russell Wilson | 25     | <b>Dak Prescott</b>      | <b>22</b> |
| Kirk Cousins   | 24     | Tannehill/Roethlisberger | 20        |

*\*Game Winning Drive = Fourth quarter drive that puts team ahead for the final time*

*\*4th Quarter Comeback = Offense overcomes a deficit to win the game*



**Career Statistics**

**400** Receptions  
*\*most by Cowboys player in first 67 games*

**5,206** Receiving Yards  
*\*most by Cowboys player in first four seasons*

**18** Games with 100 Receiving Yds  
*\*tied for sixth in Cowboys history*

★ **NO SILENCING THIS LAMB** ★

CeeDee Lamb started his Cowboys career loudly, establishing a franchise record for receptions by a Cowboys rookie (74). In 2023 Lamb's 135 receptions set the single-season franchise record, and he is the first player in Cowboys history with multiple seasons of 100-plus catches:

| Receptions in a Season - Cowboys History |             |            |
|--|-------------|------------|
| Player                                   | Season      | Rec        |
| <b>CeeDee Lamb</b> .....                 | <b>2023</b> | <b>135</b> |
| Michael Irvin .....                      | 1995        | 111        |
| Jason Witten.....                        | 2012        | 110        |
| CeeDee Lamb .....                        | 2022        | 107        |

In addition to setting the franchise record, Lamb's 135 receptions rank sixth in single-season NFL history:

| Receptions in a Season - NFL History |             |            |
|--------------------------------------|-------------|------------|
| Player, Team                         | Season      | Rec        |
| Michael Thomas, NO.....              | 2019        | 149        |
| Cooper Kupp, LAR .....               | 2021        | 145        |
| Marvin Harrison, Ind.....            | 2002        | 143        |
| Antonio Brown, Pit.....              | 2015        | 136        |
| Julio Jones, Atl .....               | 2015        | 136        |
| <b>CeeDee Lamb, Dal.....</b>         | <b>2023</b> | <b>135</b> |

Lamb also set the single-season franchise record in receiving yards (1,749), which also ranks eighth in single-season NFL history:

| Receiving Yds in a Season - Cowboys History |             |              |
|---|-------------|--------------|
| Player                                      | Season      | Rec Yds      |
| <b>CeeDee Lamb</b> .....                    | <b>2023</b> | <b>1,749</b> |
| Michael Irvin .....                         | 1995        | 1,603        |
| Michael Irvin .....                         | 1991        | 1,523        |

★ **CEEDEE FOR 400** ★

CeeDee Lamb reeled in his 400th career reception last week at Cleveland (9/8). He is just the ninth player in NFL history - first in Cowboys history - with 400 receptions in his first 67 career games:

| Most Receptions in First 67 Career Games- NFL History |     |                               |            |
|---|-----|-------------------------------|------------|
| Player, Team  | Rec | Player, Team                  | Rec        |
| Michael Thomas, NO.....                               | 489 | Anquan Boldin, Ari .....      | 409        |
| Odell Beckham Jr., NYG ..                             | 429 | Christian McCaffrey, SF ..... | 404        |
| Julio Jones, Atl .....                                | 423 | Cooper Kupp, LAR.....         | 401        |
| Jarvis Landry, Mia/Cle .....                          | 420 | <b>CeeDee Lamb, Dal.....</b>  | <b>400</b> |
| Keenan Allen, LAC .....                               | 411 |                               |            |

★ **ON THE LAMB** ★

CeeDee Lamb quickly rose to the No. 1 receiver spot for the Dallas Cowboys. Lamb had eight 100-yard performances in 2023, a single-season career-high and the second-most by a Cowboys player in a single season behind only Michael Irvin (11) in 1995:

| 100-Yard Receiving Games in a Season<br>Cowboys History |            |                          |            |
|---|------------|--------------------------|------------|
| Player  | 100-Yd Gms | Player                   | 100-Yd Gms |
| Michael Irvin, 1995 .....                               | 11         | Terrell Owens, 2007..... | 6          |
| <b>CeeDee Lamb, 2023.....</b>                           | <b>8</b>   | Michael Irvin, 1992..... | 6          |
| Michael Irvin, 1991 .....                               | 7          | Bob Hayes, 1967 .....    | 6          |

Lamb has raised his career total to 18 games with at least 100 receiving yards, the most 100-yard games by a Cowboys player in his first four seasons:

| 100-Yard Receiving Games Through First Four Seasons<br>Cowboys History |            |                   |            |
|--|------------|-------------------|------------|
| Player   | 100-Yd Gms | Player            | 100-Yd Gms |
| <b>CeeDee Lamb.....</b>  | <b>18</b>  | Dez Bryant.....   | 9          |
| Bob Hayes.....   | 15         | Drew Pearson..... | 9          |
| Michael Irvin.....   | 13         | Miles Austin..... | 8          |

Below are all 18 of Lamb's 100-yard performances:

| CeeDee Lamb Career 100-Yard Rec Games |         |                         |         |
|---------------------------------------|---------|-------------------------|---------|
| Opp, Date                             | Rec Yds | Opp, Date               | Rec Yds |
| vs. Det, 12/30/23 .....               | 227     | vs. Phi, 12/24/22 ..... | 120     |
| at Phi, 11/5/23 .....                 | 191     | at Mia, 12/24/23 .....  | 118     |
| vs. LAR, 10/29/23 .....               | 158     | at LAC, 10/16/23 .....  | 117     |
| vs. NYG, 11/12/23 .....               | 151     | vs. Sea, 11/30/23 ..... | 116     |
| at GB, 11/13/22 .....                 | 150     | at Min, 10/31/21 .....  | 112     |
| at NE, 10/17/21 .....                 | 149     | vs. Atl, 9/20/20 .....  | 106     |
| vs. NYJ, 9/17/23 .....                | 143     | vs. NYG, 11/24/22 ..... | 106     |
| at Jax, 12/18/22.....                 | 126     | at TB, 9/9/21 .....     | 104     |
| vs. NYG, 10/11/20 .....               | 124     | at Ten, 12/29/22 .....  | 100     |

★ **CEEDEE'S BIG PLAYS** ★

CeeDee Lamb is no stranger when it comes to big plays. Lamb reeled in a career-high 29 receptions of 20-plus yards in 2023, tied for the most in the NFL:

| 20-Plus Yard Reception Leaders - NFL 2023 |           |                            |           |
|---|-----------|----------------------------|-----------|
| Player                                    | 20-Yd Rec | Player                     | 20-Yd Rec |
| <b>CeeDee Lamb, Dal .....</b>             | <b>29</b> | Puka Nacua, LAR.....       | 25        |
| Tyreek Hill, Mia.....                     | 29        | D.J. Moore, Chi.....       | 25        |
| Brandon Aiyuk, SF .....                   | 28        | Justin Jefferson, Min..... | 25        |
| Nico Collins, Hou.....                    | 25        |                            |           |

Lamb caught one pass over 20 yards in Week 1 at Cleveland, a 38-yard catch on third down that set up the Cowboys first touch-down drive.

## CEEDEE LAMB NOTES, CONT.

### ★ TD LAMB ★

CeeDee Lamb reeled in 12 touchdown catches in 2023, a single-season career-high. Overall, Lamb has 32 career touchdown receptions, the third-most touchdown receptions by a Cowboy in his first four seasons, trailing only Bob Hayes (45) and Dez Bryant (40).

Along with 12 receiving touchdowns in 2023, Lamb rushed for two scores. Lamb's 14 total touchdowns are a single-season career-high and led all NFL wide receivers in 2023:

#### Overall Touchdowns Scored - NFL WRs 2023

| Player                       | Rec TD    | Player                | Rec TD |
|------------------------------|-----------|-----------------------|--------|
| <b>CeeDee Lamb, Dal.....</b> | <b>14</b> | Deebo Samuel, SF..... | 12     |
| Mike Evans, TB.....          | 13        | Five others tied..... | 10     |
| Tyreek Hill, Mia.....        | 13        |                       |        |

Lamb also ended 2023 with a touchdown - rushing or receiving - in nine consecutive games. He is the first Cowboys receiver to record a touchdown in nine straight games and the third NFL receiver since 2000 with a nine-game touchdown streak (A.J. Green in 2012 and Randy Moss from 2003-04).

#### Consecutive Games with a Touchdown Cowboys WRs All-Time

| Player, Season                | Games    | Player, Season              | Games |
|-------------------------------|----------|-----------------------------|-------|
| <b>CeeDee Lamb, 2023.....</b> | <b>9</b> | Terrell Owens, 2006-07..... | 6     |
| Dez Bryant, 2012.....         | 7        | Michael Irvin, 1995.....    | 6     |
| Terrell Owens, 2007.....      | 7        |                             |       |

### ★ LAMB RACK ★

CeeDee Lamb has also racked up yards in his career. Lamb's 5,463 career scrimmage yards are the fourth-most by a wide receiver in NFL history in a player's first four seasons, trailing only Randy Moss (5,486), Michael Thomas (5,503) and Justin Jefferson (5,927).

Lamb led all wide receivers in 2023 with 1,862 scrimmage yards, tied for the fifth-most in a season by any NFL wide receiver:

#### Scrimmage Yards by Wide Receiver in a Season NFL History

| Player, Seasons               | Scrm Yds     |
|-------------------------------|--------------|
| Cooper Kupp, 2021.....        | 1,965        |
| Calvin Johnson, 2012.....     | 1,964        |
| Jerry Rice, 1995.....         | 1,884        |
| Julio Jones, 2015.....        | 1,871        |
| <b>CeeDee Lamb, 2023.....</b> | <b>1,862</b> |
| Antonio Brown, 2015.....      | 1,862        |

Lamb ended the 2023 regular season with 5,145 career receiving yards, surpassing Torry Holt for the fourth-most receiving yards by a player in his first four seasons:

#### Players with 5,000 Receiving Yards in First Four Seasons NFL History

| Player, Seasons                  | Rec Yds      |
|----------------------------------|--------------|
| Justin Jefferson, 2020-23.....   | 5,707        |
| Michael Thomas, 2016-19.....     | 5,512        |
| Randy Moss, 1998-2001.....       | 5,396        |
| <b>CeeDee Lamb, 2020-23.....</b> | <b>5,145</b> |
| Torry Holt, 1999-2002.....       | 5,088        |

### ★ SLOT MACHINE ★

CeeDee Lamb proved to be elusive when lining up as a slot receiver in 2023, as his 907 yards out of the slot led the NFL:

#### NFL Reception Leaders When Lining Up in The Slot - 2023

| Player                       | Targets   | Rec.      | Rec. Yds   |
|------------------------------|-----------|-----------|------------|
| <b>CeeDee Lamb, Dal.....</b> | <b>98</b> | <b>69</b> | <b>907</b> |
| Amon-Ra St. Brown, Det.....  | 95        | 68        | 747        |
| Jayden Reed, GB.....         | 67        | 44        | 653        |
| Evan Engram, Jax.....        | 88        | 71        | 624        |
| Adam Thielen, Car.....       | 83        | 61        | 601        |

Lamb caught three passes for 22 yards in the slot in Week 1 against Cleveland (9/8).

### ★ 10-PIECE ★

CeeDee Lamb reeled in 13 receptions against Washington (1/7/24), giving him seven games with at least 10 receptions in 2023, most in the NFL, a single-season franchise record and tied for the second-most such games in a season in NFL history:

#### Games with 10 Receptions in a Season - NFL History

| Player                        | Games    | Player                   | Games |
|-------------------------------|----------|--------------------------|-------|
| Michael Thomas, 2019.....     | 9        | Wes Welker, 2009.....    | 7     |
| <b>CeeDee Lamb, 2023.....</b> | <b>7</b> | Andre Johnson, 2008..... | 7     |

Lamb has 10 career games with double-digit catches, the first player in Cowboys history - third in NFL history - with 10 games of 10-plus catches in his first four seasons:

#### Games with Double-Digit Catches in First Four Seasons NFL History

| Player                       | Games     | Player                     | Games |
|------------------------------|-----------|----------------------------|-------|
| Michael Thomas, NO.....      | 18        | Justin Jefferson, Min..... | 8     |
| Christian McCaffrey, SF..    | 10        | Brandon Marshall, Den..    | 8     |
| <b>CeeDee Lamb, Dal.....</b> | <b>10</b> |                            |       |

Lamb's 10 career games with at least 10 receptions rank second in franchise history:

#### Games with 10 Receptions - Cowboys History

| Player                  | Games     | Player            | Games |
|-------------------------|-----------|-------------------|-------|
| Jason Witten.....       | 11        | Amari Cooper..... | 6     |
| <b>CeeDee Lamb.....</b> | <b>10</b> | Miles Austin..... | 5     |
| Michael Irvin.....      | 7         | Dez Bryant.....   | 4     |

Lamb has recorded at least 10 receptions, 100 receiving yards and two touchdowns in three career games, the most such games in franchise history. Since the start of 2022, Lamb and Davante Adams are the only two receivers in the NFL with 10 receptions, 100 receiving yards and two touchdowns in three contests.

Below are Lamb's 10 career games with 10-plus receptions:

#### CeeDee Lamb Games with 10-Plus Receptions

| Opp/Date            | Rec. | Yds |
|---------------------|------|-----|
| Det, 12/30/23.....  | 13   | 227 |
| @Was, 1/7/24.....   | 13   | 98  |
| LAR, 10/29/23.....  | 12   | 158 |
| Sea, 11/30/23.....  | 12   | 116 |
| @Phi, 11/5/23.....  | 11   | 191 |
| NYG, 11/12/23.....  | 11   | 151 |
| NYJ, 9/17/23.....   | 11   | 143 |
| @GB, 11/13/22.....  | 11   | 150 |
| @Ten, 12/29/22..... | 11   | 100 |
| Phi, 12/24/22.....  | 10   | 120 |

Lamb also had four games with at least 10 receptions and 150 receiving yards this season, tied for the most such games in a season in NFL history:

#### Games with 10 Receptions and 150 Receiving Yds Single-Season NFL History

| Player                        | Games    | Player                    | Games |
|-------------------------------|----------|---------------------------|-------|
| <b>CeeDee Lamb, 2023.....</b> | <b>4</b> | Calvin Johnson, 2012..... | 4     |
| Tyreek Hill, 2022.....        | 4        | Tim Brown, 1997.....      | 4     |
| Antonio Brown, 2017.....      | 4        | Jerry Rice, 1995.....     | 4     |

### ★ NOT JUST A SLOT BOY ★

CeeDee Lamb has been a versatile weapon as he enters his fifth NFL season. Head Coach Mike McCarthy moved Lamb all over the field in 2023, seeing time in the slot and on the outside.

#### CeeDee Lamb - Slot vs. Outside 2023

| Slot                 | Outside              |
|----------------------|----------------------|
| Snaps: 499           | Snaps: 438           |
| Targets: 98          | Targets: 83          |
| Receptions: 69       | Receptions: 66       |
| Receiving Yards: 907 | Receiving Yards: 842 |
| TD: 8                | TD: 4                |



## CEEDEE LAMB/JAKE FERGUSON NOTES

### ★ THE LEAGUE'S BEST ★

CeeDee Lamb established himself as one of the best receivers in the league in 2023, as he ranked among the top pass catchers in every main receiving statistic:

#### NFL Leaders - 2023

##### Receptions

1. **CeeDee Lamb (135)**
2. Amon-Ra St. Brown (119)  
Tyreek Hill (119)
4. Evan Engram (114)
5. Michael Pittman Jr. (109)

##### Receiving Yards

1. Tyreek Hill (1,799)
2. **CeeDee Lamb (1,749)**
3. Amon-Ra St. Brown (1,515)
4. Puka Nacua (1,486)
5. A.J. Brown (1,456)

##### 20+ Rec

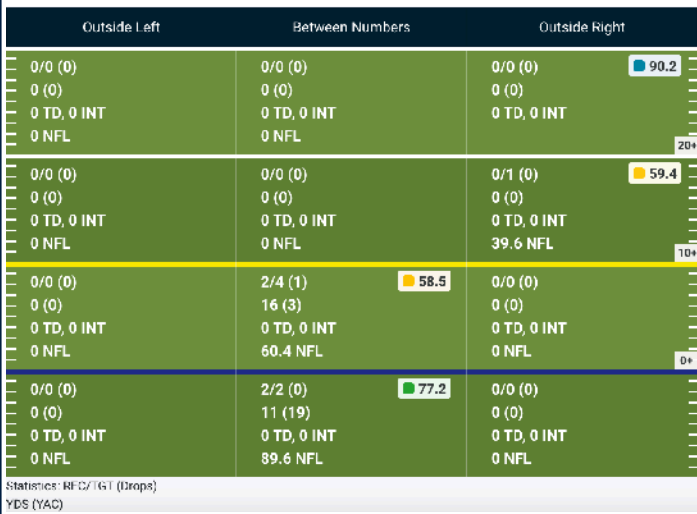
1. **CeeDee Lamb (29)**  
Tyreek Hill (29)  
Brandon Aiyuk (28)

##### Receiving Touchdowns

1. Mike Evans (13)  
Tyreek Hill (13)
3. **CeeDee Lamb (12)**
4. Four others tied (10)

### ★ CEEDEE'S BREAKDOWN ★

Below is a chart detailing CeeDee Lamb's receptions in 2024, *Pro Football Focus*:




### ★ 88 MAKING HISTORY ★

CeeDee Lamb is no stranger to etching himself in Cowboys record books. Against the N.Y. Giants (11/12), Lamb took it a step further. The fourth-year receiver became the first player in NFL history to have three consecutive games of 10-plus catches and 150-plus receiving yards. Below is a game-by-game breakdown of Lamb's record-setting streak:

#### Streak of 10 Rec. and 150 Rec. Yds

| Opp, Date              | Rec | RecYds |
|------------------------|-----|--------|
| vs. LAR, 10/29/23..... | 12  | 158    |
| at PHI, 11/5/23.....   | 11  | 191    |
| vs. NYG, 11/12/23....  | 11  | 151    |



### ★ YAC ATTACK ★

Head Coach Mike McCarthy has commented on CeeDee Lamb's dynamic ability to make defenders miss after the catch. Lamb led the NFL with 680 yards after the catch in 2023, per TruMedia:

#### Yards After Catch - NFL 2023

| Player, Team                 | YAC        | Player, Team          | YAC |
|------------------------------|------------|-----------------------|-----|
| <b>CeeDee Lamb, Dal.....</b> | <b>680</b> | Tyreek Hill, Mia..... | 652 |
| Amon-Ra St. Brown, Det.      | 668        | Breece Hall, NYJ..... | 649 |
| Rashee Rice, KC.....         | 654        | Puka Nacua, LAR.....  | 639 |

Lamb had 31 yards after the catch in Week 1.

### ★ THIRD DOWN PLAYMAKER ★

Dallas was not shy about targeting its No. 1 wideout in crucial third down situations. Dak Prescott targeted CeeDee Lamb 46 times on third down (tied for second in NFL), and Lamb came up with a first down reception on 29 of those targets, a 63.0% first down conversion rate that tied for second in 2023:

#### First Down Reception Percentage on 3rd Down - NFL 2023 min. 25 3rd Down targets

| Player, Team                 | 3rd Dwn Tgt | 1D        | 1D/Tgt%      |
|------------------------------|-------------|-----------|--------------|
| Brandon Aiyuk, SF.....       | 27          | 18        | 66.7%        |
| <b>CeeDee Lamb, Dal.....</b> | <b>46</b>   | <b>29</b> | <b>63.0%</b> |
| Tyreek Hill, Mia.....        | 46          | 29        | 63.0%        |
| A.J. Brown, Phi.....         | 39          | 22        | 56.4%        |
| Chris Godwin, TB.....        | 46          | 25        | 54.3%        |

### ★ FERGALICIOUS ★

Second-year tight end Jake Ferguson excelled in his first season as the No. 1 tight end for the Dallas Cowboys in 2023. Ferguson had 71 receptions for 761 yards and five touchdowns. His 761 receiving yards were eighth among NFL tight ends in 2023:

#### Receiving Yards - NFL Tight Ends 2023

| Player                   | Rec Yds | Player                         | Rec Yds    |
|--------------------------|---------|--------------------------------|------------|
| George Kittle, SF.....   | 1,020   | David Njoku, Cle.....          | 882        |
| Travis Kelce, KC.....    | 984     | Trey McBride, Atl.....         | 825        |
| Evan Engram, Jax.....    | 963     | <b>Jake Ferguson, Dal.....</b> | <b>761</b> |
| T.J. Hockenson, Min..... | 960     | Cole Kmet, Chi.....            | 719        |
| Sam LaPorta, Det.....    | 889     | Dalton Kincaid, Buf.....       | 673        |

Ferguson reeled in a touchdown reception in three straight games (vs. LAR, 10/29 - vs. NYG, 11/12), becoming the first Cowboys tight end with a three-game touchdown streak since Jason Witten in 2011. Ferguson has seven career touchdown catches, the third-most by a Cowboys tight end through the first 34 games of a career:

#### Receiving TDs in First 34 Career Games - Cowboys TEs

| Player                             | Rec TD | Player                    | Rec TD |
|------------------------------------|--------|---------------------------|--------|
| Billy Joe Dupree, 1973-75..        | 10     | Gavin Escobar, 2013-15..  | 7      |
| Jason Witten, 2022-24.....         | 8      | Blake Jarwin, 2017-20.... | 6      |
| <b>Jake Ferguson, 2022-24... 7</b> |        | David LaFleur, 1997-99..  | 6      |

Ferguson's 90 career receptions are also the second-most catches by a Cowboys tight end through the first 34 games of a career:

#### Receptions in First 34 Career Games - Cowboys TEs

| Player                    | Rec       | Player                | Rec |
|---------------------------|-----------|-----------------------|-----|
| Jason Witten.....         | 133       | Billy Joe Dupree..... | 66  |
| <b>Jake Ferguson.....</b> | <b>93</b> | Blake Jarwin.....     | 59  |
| Eric Bjornson.....        | 75        |                       |     |

Lastly, Ferguson has the third-most receiving yards by a Cowboys tight end through the first 34 games of a career:

#### Receiving Yds in First 34 Career Games - Cowboys TEs

| Player                    | Yds        | Player             | Yds |
|---------------------------|------------|--------------------|-----|
| Jason Witten.....         | 1,327      | Blake Jarwin.....  | 684 |
| Jake Ferguson.....        | 979        | Eric Bjornson..... | 646 |
| <b>Jake Ferguson.....</b> | <b>950</b> |                    |     |

# EZEKIEL ELLIOTT NOTES

## All-Time Ranks - Cowboys RBs

- 2nd** - Yards-Per-Attempt (4.39)
- 3rd** - Rushing Yards (8,302)  
- Rushing Touchdowns (69)  
- Carries (1,891)
- 5th** - Scrimmage Yards (10,647)



## ★ ALL-TIME COWBOYS RUSHERS ★

Below are Ezekiel Elliott's rankings in several key offensive categories in Cowboys history:

| RUSH ATTEMPTS               |              |
|-----------------------------|--------------|
| Emmitt Smith.....           | 4,052        |
| Tony Dorsett.....           | 2,755        |
| <b>Ezekiel Elliott.....</b> | <b>1,891</b> |
| Don Perkins.....            | 1,500        |

| RUSH YARDS                  |              |
|-----------------------------|--------------|
| Emmitt Smith.....           | 17,162       |
| Tony Dorsett.....           | 12,036       |
| <b>Ezekiel Elliott.....</b> | <b>8,302</b> |
| Don Perkins.....            | 6,217        |

| YARDS-PER-ATTEMPT           |             |
|-----------------------------|-------------|
| DeMarco Murray.....         | 4.85        |
| <b>Ezekiel Elliott.....</b> | <b>4.39</b> |
| Tony Dorsett.....           | 4.37        |
| Walt Garrison.....          | 4.32        |

| RUSHING TOUCHDOWNS          |           |
|-----------------------------|-----------|
| Emmitt Smith.....           | 153       |
| Tony Dorsett.....           | 72        |
| <b>Ezekiel Elliott.....</b> | <b>69</b> |

| SCRIMMAGE YARDS             |               |
|-----------------------------|---------------|
| Emmitt Smith.....           | 20,174        |
| Tony Dorsett.....           | 15,468        |
| Jason Witten.....           | 12,977        |
| Michael Irvin.....          | 11,910        |
| <b>Ezekiel Elliott.....</b> | <b>10,647</b> |

| SCRIMMAGE YPG               |              |
|-----------------------------|--------------|
| DeMarco Murray.....         | 108.0        |
| <b>Ezekiel Elliott.....</b> | <b>102.4</b> |
| Emmitt Smith.....           | 100.4        |
| Tony Dorsett.....           | 98.5         |

| TOTAL TOUCHDOWNS            |           |
|-----------------------------|-----------|
| Emmitt Smith.....           | 164       |
| Tony Dorsett.....           | 86        |
| <b>Ezekiel Elliott.....</b> | <b>81</b> |
| Bob Hayes.....              | 76        |
| Dez Bryant.....             | 75        |

## ★ EATING UP SCRIMMAGE YDS ★

Ezekiel Elliott surpassed 10,000 career scrimmage yards in 2022 and is the third Cowboys running back to reach 10,000 scrimmage yards, joining Emmitt Smith (20,174) and Tony Dorsett (15,648):

### Most Scrimmage Yards All-Time, Cowboys RBs

| Player                      | Scrm. Yds     | Player               | Scrm. Yds |
|-----------------------------|---------------|----------------------|-----------|
| Emmitt Smith.....           | 20,174        | Don Perkins.....     | 7,572     |
| Tony Dorsett.....           | 15,468        | Calvin Hill.....     | 6,368     |
| <b>Ezekiel Elliott.....</b> | <b>10,647</b> | Herschel Walker..... | 6,047     |

Elliott recorded at least 1,000 scrimmage yards in each of his first six seasons, which is the second-longest streak in Cowboys history (Emmitt Smith, 13 seasons). Elliott's six 1,000 scrimmage yard seasons are the fourth-most in Cowboys history:

### Most Seasons with 1,000 Scrimmage Yards, Cowboys History

| Player            | 1,000-Yd Yrs | Player                      | 1,000-Yd Yrs |
|-------------------|--------------|-----------------------------|--------------|
| Emmitt Smith..... | 13           | Michael Irvin.....          | 7            |
| Tony Dorsett..... | 9            | <b>Ezekiel Elliott.....</b> | <b>6</b>     |

## ★ KEEP IT <sup>100</sup> ★

Ezekiel Elliott has posted 30 games with at least 100 rushing yards since 2016 - second in the NFL during that time and third in Cowboys history:

### 100-Yard Rushing Games - Cowboys History

| Player                      | Games     |
|-----------------------------|-----------|
| Emmitt Smith.....           | 76        |
| Tony Dorsett.....           | 43        |
| <b>Ezekiel Elliott.....</b> | <b>30</b> |
| DeMarco Murray.....         | 19        |

## ★ COMPLETE BACK ★

Ezekiel Elliott plays an integral part in protecting the quarterback in Dallas' passing attack, picking up blitzers and helping combat opposing rushers. He posted efficiency numbers above 90.0% for the first eight years of his career, and his 97.6% pass blocking efficiency rate in his last year with Dallas (2022) was the best of his career, per PFF:

| Year             | Pass Blk Snps    | Eff%          | Year      | Pass Blk Snps | Eff%  |
|------------------|------------------|---------------|-----------|---------------|-------|
| <b>2024.....</b> | <b>7 (t-4th)</b> | <b>100.0%</b> | 2019..... | 106 (2nd)     | 93.7% |
| 2023*.....       | 69 (14th)        | 89.6%         | 2018..... | 88 (5th)      | 95.2% |
| 2022.....        | 47 (t-27th)      | 97.6%         | 2017..... | 43 (23rd)     | 94.7% |
| 2021.....        | 73 (8th)         | 92.2%         | 2016..... | 60 (20th)     | 95.5% |
| 2020.....        | 99 (1st)         | 94.0%         |           |               |       |

\*New England

# 13

Since 2022, Ezekiel Elliott has rushed for 16 touchdowns. Thirteen of his 16 rushing scores have come from inside the 10-yard line, cementing his stance on one of the most productive short yardage backs in the NFL.

## ★ THE PUNISHER ★

Ezekiel Elliott punishes defenses in short yardage situations. In third/fourth down-and-one situations in 2023 while with New England, Elliott converted all four of his short yardage chances for a first down. He was one-of-three running backs to sport a 100% short yardage conversion rate in 2023 (min. four chances):

### 3rd/4th Down and 1 Rushing Conversion Pct. - 2023 NFL RBs (min. four attempts)

| Player                           | Att.     | Conv.    | Pct%          |
|----------------------------------|----------|----------|---------------|
| <b>Ezekiel Elliott, Dal.....</b> | <b>4</b> | <b>4</b> | <b>100.0%</b> |
| Hunter Luepke, Dal.....          | 4        | 4        | 100.0%        |
| Jerick McKinnon, KC.....         | 4        | 4        | 100.0%        |
| Kyren Williams, LAR.....         | 14       | 15       | 93.3%         |
| Derrick Henry, Ten.....          | 9        | 8        | 88.9%         |

## OFFENSIVE NOTES

### ★ THIRD DOWN SUCCESS ★

Dallas was exceptional on third down in 2023. The Cowboys were second in the NFL with a 48.3% third down conversion rate:

#### Third Down Conversion Percentage - NFL 2023

| Team               | 3DAtt      | 3DConv.    | 3DPct        |
|--------------------|------------|------------|--------------|
| Buffalo.....       | 219        | 109        | 49.8%        |
| <b>Dallas.....</b> | <b>230</b> | <b>111</b> | <b>48.3%</b> |
| Philadelphia.....  | 225        | 108        | 48.0%        |
| San Francisco..... | 179        | 85         | 47.5%        |
| Green Bay.....     | 223        | 105        | 47.1%        |

Below is a breakdown of the Cowboys third down conversions by distance in 2023:

| 3rd & Short<br>(<4 Yds) | 3rd & Med<br>(4-6 Yds) | 3rd & Long<br>(>6 Yds) | 3rd & 10+     |
|-------------------------|------------------------|------------------------|---------------|
| 42-70 (60.0%)           | 40-66 (60.6%)          | 29-94 (30.9%)          | 12-54 (22.2%) |
| Rank: 14th              | Rank: 1st              | Rank: 2nd              | Rank: 4th     |

### ★ SUSTAINING SUCCESS ★

Partly due to a high third down conversion rate, the Cowboys sustained long drives in 2023. Dallas led the league with 47 10-play drives in 2023, eight more than any other team in the league, and cashed in for points on all but eight of those 10-play drives:

#### 10-Play Drives - NFL 2023

| Team               | 10-Play Dr | TDs       | FGs       | Tot Scores | Efficcy      |
|--------------------|------------|-----------|-----------|------------|--------------|
| <b>Dallas.....</b> | <b>47</b>  | <b>18</b> | <b>21</b> | <b>39</b>  | <b>83.0%</b> |
| Philadelphia.....  | 39         | 16        | 18        | 34         | 87.2%        |
| LA Chargers.....   | 38         | 13        | 16        | 29         | 76.3%        |
| Buffalo.....       | 37         | 16        | 13        | 29         | 78.4%        |

Dallas' 47 10-play drives were the most by any NFL team since the stat was tracked in 1995:

#### 10-Play Drives in a Season - Since 1995

| Team, Year               | 10-PlyDr  | Team, Year             | 10-PlyDr |
|--------------------------|-----------|------------------------|----------|
| <b>Dallas, 2023.....</b> | <b>47</b> | LA Chargers, 2021..... | 44       |
| Pittsburgh, 2022.....    | 45        | Kansas City, 2021..... | 43       |

### ★ TAKE CARE (FT. COWBOYS) ★

One portion of Dallas' complementary football formula was its ability to take care of the ball on offense. Dallas' 16 giveaways tied for second in the NFL, trailing only Houston (14).

#### Fewest Turnovers in a Season - Cowboys History

| Season           | TO        | Season    | TO |
|------------------|-----------|-----------|----|
| 1998.....        | 15        | 2018..... | 17 |
| 2016.....        | 15        | 2019..... | 18 |
| <b>2023.....</b> | <b>16</b> | 2009..... | 19 |

Since the start of the 2023 season, Dallas is tied with Pittsburgh for the second-fewest giveaways:

#### Fewest Turnovers in a Season - NFL 2023-24

| Team               | TO        | Team               | TO |
|--------------------|-----------|--------------------|----|
| Houston.....       | 14        | Cincinnati.....    | 18 |
| <b>Dallas.....</b> | <b>16</b> | San Francisco..... | 18 |
| Pittsburgh.....    | 16        | Tampa Bay.....     | 18 |

### ★ SHOTS...EXPLOSIVES... ★

The Cowboys offensive production correlated in large part to their ability to produce big plays (10-plus yards) in 2023. Dallas racked up 231 big plays in 2023 - fourth in the NFL:

#### Big Plays (10-Plus Yards) - 2023 NFL

| Team               | 10+ Rush  | 10+ Pass   | Tot 10+    |
|--------------------|-----------|------------|------------|
| Miami.....         | 65        | 190        | 255        |
| San Francisco..... | 74        | 178        | 252        |
| Detroit.....       | 60        | 181        | 241        |
| <b>Dallas.....</b> | <b>46</b> | <b>185</b> | <b>231</b> |
| Baltimore.....     | 70        | 160        | 230        |

Dallas had 10 big plays in Week 1 at Cleveland, tied for 17th in the NFL.

### ★ 40-BURGER ★

Dallas was no stranger when it comes to lighting up the scoreboard in 2023, as it led the NFL in points-per-game (29.9). The Cowboys also led the league with five 40-point games in 2023, tied for the most 40-point games in a season in team history:

#### 40-Point Games in a Season - Cowboys History

| Team             | 40+ Gms  | Player    | 40+ Gms |
|------------------|----------|-----------|---------|
| <b>2023.....</b> | <b>5</b> | 2022..... | 4       |
| 1971.....        | 5        | 1966..... | 4       |
| 2021.....        | 5        |           |         |

#### Dallas Cowboys 40-Point Games - 2023

| Opp, Date              | Score | Opp, Date              | Score |
|------------------------|-------|------------------------|-------|
| at NYG, 9/10/23.....   | 40-0  | vs. Was, 11/23/23..... | 45-10 |
| vs. LAR, 10/29/23..... | 43-20 | vs. Sea, 11/30/23..... | 41-35 |
| vs. NYG, 11/12/23..... | 49-17 |                        |       |

Since Head Coach Mike McCarthy arrived in 2020, the Cowboys have the most 40-point outings among NFL teams:

#### 40-Point Games - NFL 2020-24

| Team               | 40+ Gms   | Team           | 40+ Gms |
|--------------------|-----------|----------------|---------|
| <b>Dallas.....</b> | <b>16</b> | Tampa Bay..... | 7       |
| Kansas City.....   | 8         | Green Bay..... | 6       |
| Buffalo.....       | 8         | Detroit.....   | 6       |

### ★ POINT BARRAGE ★

Dallas scored 509 points in 2023 (29.9 ppg) - first in the NFL and the second-highest point total in a season in team history:

#### Dallas Cowboys Most Points in a Season

| Season           | Pts        | Season    | Pts |
|------------------|------------|-----------|-----|
| 2021.....        | 530        | 2022..... | 467 |
| <b>2023.....</b> | <b>509</b> | 2014..... | 467 |
| 1983.....        | 479        | 2007..... | 455 |

### ★ STAYING ON THE FIELD ★

The Cowboys extended drives in 2023. Along with a league-leading 47 10-play drives, Dallas avoided three-and-outs. The Cowboys endured 27 three-and-outs on 170 drives in 2023, a 15.9% three-and-out rate that was the third-lowest in the NFL:

#### Lowest 3 & Out Percentages - NFL 2023

| Team               | Off. Series | 3 & Outs  | 3 & Out%     |
|--------------------|-------------|-----------|--------------|
| Buffalo.....       | 181         | 21        | 11.6%        |
| Kansas City.....   | 179         | 26        | 14.5%        |
| <b>Dallas.....</b> | <b>170</b>  | <b>27</b> | <b>15.9%</b> |
| Miami.....         | 186         | 31        | 16.7%        |
| San Francisco..... | 179         | 31        | 17.3%        |

### ★ TIME OF POSSESSION ★

Part of Mike McCarthy's complementary football formula is dominating the time of possession. In 2023 Dallas averaged 31:48 in time of possession, good for third in the NFL:

#### Time of Possession Leaders - NFL 2023

| Team               | TOP          | Team             | TOP   |
|--------------------|--------------|------------------|-------|
| Cleveland.....     | 32:19        | Buffalo.....     | 31:46 |
| Chicago.....       | 31:58        | Detroit.....     | 31:14 |
| <b>Dallas.....</b> | <b>31:48</b> | New Orleans..... | 31:10 |

### ★ STARTING FIELD POSITION ★

In Week 1 at Cleveland (9/8), the Dallas Cowboys offense scored two touchdowns and made four field goals. Although they had just 15 first downs, Dallas had an average starting field position at the -35.5 yard line, the seventh-highest in the NFL in 2024:

#### Average Starting Field Position - NFL 2024

| Team             | AvgSP | Team               | AvgSP        |
|------------------|-------|--------------------|--------------|
| New Orleans..... | -43.5 | Pittsburgh.....    | -37.3        |
| Buffalo.....     | -41.2 | Indianapolis.....  | -37.2        |
| Denver.....      | -40.0 | <b>Dallas.....</b> | <b>-35.5</b> |
| Chicago.....     | -39.0 | Green Bay.....     | -35.0        |

# TREVON DIGGS/DA'RON BLAND NOTES



## COWBOYS SECONDARY SINCE 2021

**61** Interceptions  
\*1st in the NFL

**79.8** Passer Rating Against  
\*2nd in the NFL

### ★ CAN YOU DIGG(S) IT? ★

Trevon Diggs tallied an interception in the season opener at Cleveland (9/8), bringing his career total to 19. Diggs' 19 interceptions are the second-most by a Cowboys player through the first 48 career games, trailing Everson Walls (25).

Diggs is also one-of-13 players - first since J.C. Jackson - in NFL history with 19 interceptions in his first 48 career games:

#### Interceptions - NFL 2022-24

| Player                   | INT | Player                       | INT       |
|--------------------------|-----|------------------------------|-----------|
| Everson Walls, 1981-84   | 25  | Lemar Parrish, 1970-73       | 19        |
| Dwight Hicks, 1979-82    | 21  | Mike Haynes, 1976-79         | 19        |
| Ed Reed, 2002-04         | 21  | Kenny Easley, 1981-84        | 19        |
| Mark Kelso, 1986-90      | 20  | Erik McMillan, 1988-91       | 19        |
| Richard Sherman, 2011-13 | 20  | J.C. Jackson, 2018-21        | 19        |
| Marcus Peters, 2015-18   | 20  | <b>Trevon Diggs, 2020-24</b> | <b>19</b> |
| Jake Scott, 1970-73      | 20  |                              |           |

### ★ LOOK AWAY ★

Dallas was one-of-eight teams to record multiple interceptions in Week 1 at Cleveland (9/8). Opposing quarterbacks struggle against the Cowboys secondary, and Dallas held Deshaun Watson to a 51.1 passer rating, good for fourth in the NFL.

Since 2021, Dallas' defense has allowed a 79.8 passer rating, the second-lowest mark in the NFL during that span:

#### Passer Rating Allowed - NFL 2021-24

| Team                  | INT       | PsRtingAg   |
|-----------------------|-----------|-------------|
| Buffalo Bills         | 54        | 76.9        |
| <b>Dallas Cowboys</b> | <b>61</b> | <b>79.8</b> |
| New Orleans Saints    | 45        | 80.8        |
| New England Patriots  | 52        | 81.5        |
| Cleveland Browns      | 42        | 83.3        |

In 2023, second-year corner Da'Ron Bland allowed a passer rating of 50.9, third among NFL cornerbacks who were targeted with at least 40 pass attempts.

### ★ NOT SO BLAND ★

The Dallas Cowboys selected cornerback Da'Ron Bland in the fifth round (167th overall) of the 2022 NFL Draft. As a rookie, Bland filled in as a starter at both nickel corner and outside corner due to injuries. Bland stepped up for the Dallas secondary, tying for second among NFL rookies with five interceptions, and his five picks were the most by a Cowboys rookie since 2002 (Roy Williams and Derek Ross).

Bland was up to the task once again in 2023, as he led the NFL with nine interceptions. He also has more interceptions (14) than any other player since entering the league in 2022:

#### Interceptions - NFL 2022-23

| Player                    | INT       | Player                | INT |
|---------------------------|-----------|-----------------------|-----|
| <b>Da'Ron Bland, Dal</b>  | <b>14</b> | Justin Simmons, Den   | 9   |
| Jessie Bates III, Cin/Atl | 10        | Rasul Douglas, GB/Buf | 9   |

### ★ DYNAMIC DUO ★

Spurred by his franchise record 11 interceptions in 2021, Diggs leads the league in interceptions (16) since 2021. Standing on the opposite side of Diggs is third-year corner Da'Ron Bland, who is tied for the second-most interceptions since 2021:

#### Interceptions - NFL 2021-24

| Player, Team              | INTs      |
|---------------------------|-----------|
| <b>Trevon Diggs, Dal</b>  | <b>16</b> |
| <b>Da'Ron Bland, Dal</b>  | <b>14</b> |
| Rasul Douglas, GB/Buf     | 14        |
| Justin Simmons, Den/Atl   | 14        |
| Jessie Bates III, Cin/Atl | 11        |
| Jalen Ramsey, LAR/Mia     | 11        |

### ★ TO THE HOUSE ★

Da'Ron Bland led the NFL with nine interceptions in 2023. Bland returned five of his interceptions for touchdowns, a single-season NFL record and the most all-time in Cowboys history:

#### Pick-Sixes in a Season - NFL History

| Player, Season            | INT TD   | Player, Season    | INT TD |
|---------------------------|----------|-------------------|--------|
| <b>Da'Ron Bland, 2023</b> | <b>5</b> | Ken Houston, 1971 | 4      |
| Eric Allen, 1993          | 4        | Jim Kearney, 1972 | 4      |

Bland also became one-of-five defensive players since the NFL merger to record five touchdowns in a season:

#### Defensive TDs in a Season - NFL History

| Player, Season            | Def TD   | Player, Season     | Def TD |
|---------------------------|----------|--------------------|--------|
| Devin Hester, 2007        | 8        | Devin Hester, 2006 | 5      |
| <b>Da'Ron Bland, 2023</b> | <b>5</b> | Roy Green, 1981    | 5      |
| J.J. Watt, 2014           | 5        | Ken Houston, 1971  | 5      |

### ★ NO FLY ZONE ★

The Dallas Cowboys allowed a mere 187.4 net passing yards-per-game, fifth in the NFL in 2023 and the team's lowest mark in a season since 2003 (164.4). In Week 1 against Cleveland, Dallas allowed 137 net passing yards, seventh in the NFL:

#### Team Net Passing Yards Allowed-Per-Game - Week 1, 2024

| Team          | Yds/Game     |
|---------------|--------------|
| Tennessee     | 64.0         |
| Chicago       | 104.0        |
| Cincinnati    | 120.0        |
| Seattle       | 132.0        |
| Atlanta       | 133.0        |
| New Orleans   | 135.0        |
| <b>Dallas</b> | <b>137.0</b> |
| Pittsburgh    | 137.0        |

# MICAH PARSONS NOTES



## BY THE NUMBERS

**41.5** Career Sacks  
\*4th in the NFL since 2021

**271** Career Pressures  
\*T-2nd in the NFL since 2021, per PFF

**21.3** Pressure Percentage  
\*leads all edge defenders since 2021



### ★ THE LIONBACKER ★

Micah Parsons showed his explosiveness off the edge in 2023. Parsons tallied a career-best 103 pressures, per *Pro Football Focus*, which led the league. Through one week in 2024, Parsons is tied with Aidan Hutchison for the most pressures in the NFL, while DeMarcus Lawrence is tied for fourth in the league:

#### Quarterback Pressures, PFF 2024

| Player                              | Pressures | Ps Rush   | Prsr%        |
|-------------------------------------|-----------|-----------|--------------|
| <b>Micah Parsons, Dal</b> .....     | <b>11</b> | <b>46</b> | <b>23.9%</b> |
| Aidan Hutchison, Det .....          | 11        | 52        | 21.2%        |
| Boye Mafe, Sea .....                | 9         | 39        | 23.1%        |
| Jonathan Cooper, Den .....          | 7         | 21        | 33.3%        |
| <b>DeMarcus Lawrence, Dal</b> ..... | <b>7</b>  | <b>41</b> | <b>17.1%</b> |

In 2023 Parsons became one-of-four players since 2006 with at least 100 pressures in a season, per PFF:

#### Pressures in a Season, PFF - NFL Since 2006

| Player, Team                    | Season      | Pressures  |
|---------------------------------|-------------|------------|
| J.J. Watt, Hou .....            | 2014        | 119        |
| Aaron Donald, LAR .....         | 2015        | 106        |
| <b>Micah Parsons, Dal</b> ..... | <b>2023</b> | <b>103</b> |
| Maxx Crosby, LV .....           | 2021        | 100        |

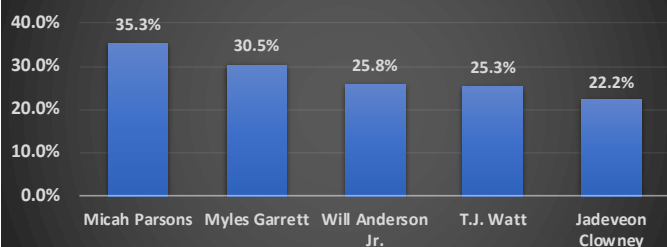
### ★ BEWARE OF THE LION ★

Micah Parsons is one of the game's top pass rushers, and he led the league in pass rush win rate (30.0%) in 2022. In 2023 Parsons again led the NFL in pass rush win rate (35.3%), which occurs when a defender beats his block in less than 2.5 seconds:

#### Pass Rush Win Rate - NFL 2023

| Rk        | Player, Team                    | Wins      | Plays      | PRWR         |
|-----------|---------------------------------|-----------|------------|--------------|
| <b>1.</b> | <b>Micah Parsons, Dal</b> ..... | <b>84</b> | <b>238</b> | <b>35.3%</b> |
| 2.        | Myles Garrett, Cle .....        | 82        | 269        | 30.5%        |
| 3.        | Will Anderson Jr., Hou .....    | 57        | 221        | 25.8%        |
| 4.        | T.J. Watt, Pit .....            | 75        | 296        | 25.3%        |
| 5.        | Jadeveon Clowney, Bal .....     | 66        | 267        | 22.2%        |

Pass Rush Win Rate - NFL 2023



### ★ THE LION IS ALWAYS HUNGRY ★

Micah Parsons has been a game wrecker for opposing defenses since he was drafted in 2021, and is coming off a career-high 14.0 sacks in 2023.

Parsons' career sack total is up to 41.5, tied for the ninth-most sacks in a NFL player's first 51 career games since sacks became official in 1982:

#### Most Sacks Through First 51 Career Games - Since 1982

| Player/Team                     | Seasons        | Sacks       |
|---------------------------------|----------------|-------------|
| Reggie White, Phi .....         | 1985-88        | 63.5        |
| Derrick Thomas, KC .....        | 1989-92        | 46.0        |
| Von Miller, Den .....           | 2011-14        | 45.0        |
| Dwight Freeney, Ind .....       | 2002-05        | 44.0        |
| Aldon Smith, SF .....           | 2011-15        | 44.0        |
| Shawne Merriman, SD .....       | 2005-09        | 43.5        |
| Nick Bosa, SF .....             | 2019-22        | 43.0        |
| Myles Garrett, Cle .....        | 2017-20        | 42.5        |
| <b>Micah Parsons, Dal</b> ..... | <b>2021-24</b> | <b>41.5</b> |
| Leslie O'Neal, SD .....         | 1986-90        | 41.5        |

Parsons has 13 career multi-sack games, tied for the fifth-most multi-sack games in an NFL player's first 51 career games since 1982:

#### Most Multi-Sack Games Through First 51 Career Games Since 1982

| Player/Team                     | Multi-Sack Gms | Seasons        |
|---------------------------------|----------------|----------------|
| Reggie White, Phi .....         | 21             | 1985-87        |
| Aldon Smith, SF .....           | 17             | 2011-13        |
| Richard Dent, Chi .....         | 15             | 1983-85        |
| Shawne Merriman, SD .....       | 14             | 2005-09        |
| <b>Micah Parsons, Dal</b> ..... | <b>13</b>      | <b>2021-23</b> |
| Andre Tippett, NE .....         | 13             | 1983-85        |

### ★ SACK KING ★

Micah Parsons had 14.0 sacks in 2023 and is the first player in Cowboys history with double-digit sacks in each of his first three seasons. Parsons became the second NFL player since 1982 with at least 12.0 sacks in each of his first three seasons, joining Hall of Famer Reggie White:

#### Parsons Sacks by Season

| Season     | Sacks |
|------------|-------|
| 2021 ..... | 13.0  |
| 2022 ..... | 13.5  |
| 2023 ..... | 14.0  |

**1**

Micah Parsons tipped a Deshaun Watson pass that was intercepted by Eric Kendricks at Cleveland (9/8). Parsons was one-of-eight edge defenders in Week 1 that batted down a pass.

## PARSONS/DEFENSIVE NOTES

### ★ SEEING DOUBLE ★

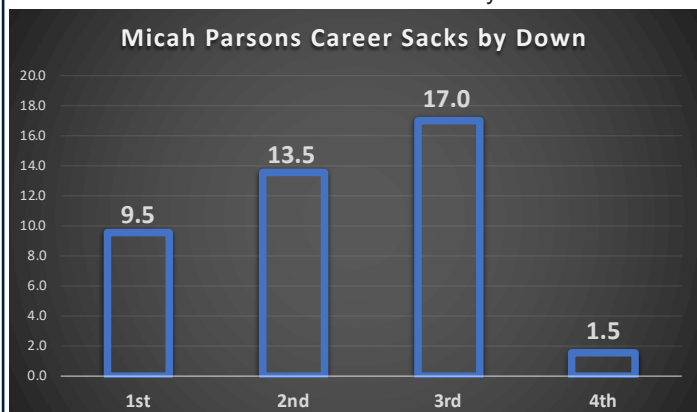
Along with Micah Parsons' league-leading 35.3% pass rush win rate, Dallas' opponents tried every trick in the bag to limit Parsons from reaching the quarterback. Parsons was double teamed on 35% of his pass rush plays in 2023, first in the NFL according to Next Gen Stats:

#### Double Team Rate - NFL Edge Players 2023

| Rk | Player, Team           | DbTeam % |
|----|------------------------|----------|
| 1. | Micah Parsons, Dal     | 35%      |
| 2. | Myles Garrett, Cle     | 29%      |
| 3. | Nick Bosa, SF          | 26%      |
| 4. | Jadeveon Clowney, Bal  | 25%      |
| 5. | Will Anderson Jr., Hou | 23%      |

### ★ PARSONS SACKS BY DOWN ★

Micah Parsons has recorded 41.5 career sacks in the regular season. Below is a breakdown of his sacks by down:



### ★ SACK ATTACK ★

Dallas was effective in rushing opposing passers in 2023, as Dallas' 46 sacks tied for 13th in the NFL. In 2024, the Cowboys six sacks lead the NFL.

Below are all of Dallas' 2024 sacks broken down by player:

#### Dallas Cowboys Sack Leaders - 2024

| Player            | Sacks | Player              | Sacks |
|-------------------|-------|---------------------|-------|
| Eric Kendricks    | 2.0   | DeMarvion Overshown | 1.0   |
| DeMarcus Lawrence | 2.0   | Micah Parsons       | 1.0   |

### ★ THIRD-AND-I GOT THIS ★

The Cowboys held opponents to 79-of-211 on third downs in 2023, a 37.4% opponent third down conversion rate that ranked 14th in the league. Through one game in 2024 under Defensive Coordinator Mike Zimmer, the Cowboys held the Browns to two-of-15 on third down, a 13.3% opponent third down conversion rate that ranks second in the NFL:

#### Opponent Third Down Conversion Rate - NFL 2024

| Team          | 3rdAtt    | 3rdConv  | 3rdConv%     |
|---------------|-----------|----------|--------------|
| New Orleans   | 10        | 1        | 10.0%        |
| <b>Dallas</b> | <b>15</b> | <b>2</b> | <b>13.3%</b> |
| Tennessee     | 13        | 2        | 15.4%        |
| Miami         | 10        | 2        | 20.0%        |
| Chicago       | 14        | 3        | 21.4%        |

Below is a breakdown of the Cowboys opponent third down conversions by distance in 2024:

#### Cowboys Third Down Defense in 2024

| 3rd & Short (<4 Yds) | 3rd & Med (4-6 Yds) | 3rd & Long (>6 Yds) | 3rd & 10+   |
|----------------------|---------------------|---------------------|-------------|
| 0-0 (0.0%)           | 1-3 (33.3%)         | 1-12 (8.3%)         | 1-8 (12.5%) |

### ★ LAYING DOWN THE LAW ★

DeMarcus Lawrence is tied for fourth in the NFL with 2.0 sacks through one week in 2024. In his career, Lawrence has 60.5 sacks, good for 10th in franchise history:

#### Dallas Cowboys Sacks Leaders - All-Time

| Player              | Sacks | Player                          | Sacks |
|---------------------|-------|---------------------------------|-------|
| DeMarcus Ware       | 117.0 | Jim Jeffcoat                    | 94.5  |
| Lee Roy Jordan      | 114.0 | Bob Lilly                       | 94.0  |
| Randy White         | 111.0 | Greg Ellis                      | 77.0  |
| Ed "Too Tall" Jones | 106.0 | <b>DeMarcus Lawrence.. 60.5</b> |       |
| George Andrie       | 97.0  | Larry Cole                      | 60.0  |
| Jethro Pugh         | 95.5  | Tony Tolbert                    | 59.0  |

### ★ TANK ROLLING OVER QBS ★

DeMarcus Lawrence has recorded 60.5 sacks in the regular season, with his most coming against Daniel Jones (8.0). Below is a breakdown of his sacks by quarterback and by down:

| Player            | Sacks | Player             | Sacks |
|-------------------|-------|--------------------|-------|
| Daniel Jones      | 8.0   | Josh Dobbs         | 1.0   |
| Kirk Cousins      | 6.5   | Tommy DeVito       | 1.0   |
| Eli Manning       | 4.0   | Justin Fields      | 1.0   |
| Carson Palmer     | 3.0   | Ryan Fitzpatrick   | 1.0   |
| Aaron Rodgers     | 3.0   | Jared Goff         | 1.0   |
| Matthew Stafford  | 3.0   | Marcus Mariota     | 1.0   |
| Matt Ryan         | 2.5   | Gardner Minshew    | 1.0   |
| Taylor Heinicke   | 2.0   | Nick Mullens       | 1.0   |
| Trevor Siemien    | 2.0   | Cam Newton         | 1.0   |
| Deshawn Watson    | 1.0   | Ben Roethlisberger | 1.0   |
| Carson Wentz      | 2.0   | Josh Rosen         | 1.0   |
| Jameis Winston    | 2.0   | Alex Smith         | 1.0   |
| Russell Wilson    | 1.5   | Ryan Tannehill     | 1.0   |
| Kyle Allen        | 1.0   | Tyrod Taylor       | 1.0   |
| C.J. Beathard     | 1.0   | Bryce Young        | 1.0   |
| Drew Brees        | 1.0   | Josh Allen         | 0.5   |
| Teddy Bridgewater | 1.0   | Colt McCoy         | 0.5   |

### ★ UNDER PRESSURE ★

The Cowboys front-six have established themselves as one of the premier pass rushing units in the league. Dallas led the NFL with 271 pressures in 2022, tied for fifth with 264 pressures in 2023 and led the NFL with 40 pressures in Week 1, per *Pro Football Focus*:

#### QB Pressures per PFF - NFL 2024

| Team          | Pressures |
|---------------|-----------|
| <b>Dallas</b> | <b>40</b> |
| Seattle       | 29        |
| Detroit       | 27        |
| Minnesota     | 26        |
| New Orleans   | 22        |
| LA Chargers   | 22        |

### ★ POINTS AT A PREMIUM ★

Dallas allowed 18.5 points-per-game in 2023, good for fifth in the NFL and the third-fewest points allowed by a Cowboys team this century:

#### Points Allowed-Per-Game - Cowboys 2000-23

| Season | Points | Season | Points |
|--------|--------|--------|--------|
| 2009   | 15.6   | 2005   | 19.3   |
| 2003   | 16.3   | 2019   | 20.1   |
| 2023   | 18.5   | 2022   | 20.1   |
| 2016   | 19.1   |        |        |

## DEFENSIVE NOTES

### ★ DEFENSIVE SCORES ★

In 2023 Dallas led the league with six defensive touchdowns, tying the single-season franchise record set in 2021:

#### Cowboys Defensive TDs in a Single Season

| Season      | INT Ret  | Fum Ret  | Tot TD   |
|-------------|----------|----------|----------|
| 2021        | 5        | 1        | 6        |
| <b>2023</b> | <b>5</b> | <b>1</b> | <b>6</b> |
| 2013        | 2        | 3        | 5        |
| 1999        | 4        | 1        | 5        |
| 1983        | 2        | 3        | 5        |
| 1968        | 3        | 2        | 5        |

Since 2021, Dallas' 15 defensive touchdowns lead the NFL by a large margin:

#### Defensive Touchdowns - NFL 2021-24

| Team          | INT Ret  | Fum Ret  | Tot TD    |
|---------------|----------|----------|-----------|
| <b>Dallas</b> | <b>9</b> | <b>5</b> | <b>15</b> |
| Miami         | 7        | 4        | 11        |
| New England   | 8        | 2        | 10        |
| Philadelphia  | 6        | 4        | 10        |

### ★ FUMBLEROOSKI ★

In 2022 Dallas made an effort to jar the ball loose from opposing ball carriers, as the Cowboys led the league with 20 forced fumbles, which was also the most by a Cowboys team since the stat became official in 1994.

The Cowboys forced 14 fumbles in 2023, tied for 10th, and spanning back to 2022, Dallas leads the league in forced fumbles (35):

#### Team Leaders in Forced Fumbles - 2022-24

| Team          | FF        | Team      | FF |
|---------------|-----------|-----------|----|
| <b>Dallas</b> | <b>35</b> | Denver    | 31 |
| N.Y. Giants   | 34        | Minnesota | 31 |
| Tampa Bay     | 32        |           |    |

Along with forcing fumbles, Dallas is quick to recover fumbles on the defensive side of the ball. In 2023 Dallas pounced on eight loose balls. Since the start of 2022, Dallas leads the league in defensive fumble recoveries (26), four more than the next best (Tampa Bay, Jacksonville and the N.Y. Giants at 22 recoveries).

### ★ STOPS IN CRUNCH TIME ★

Despite several teams scoring points late due to nine 20-point blowout victories, Dallas allowed just eight touchdowns in the fourth quarter in 2023, and its 3.9 points allowed-per-game in the fourth quarter ranked third in the NFL:

#### Fourth Quarter Points Allowed-Per-Game - 2023

| Team          | Pts/4Q     | Team        | Pts/4Q |
|---------------|------------|-------------|--------|
| Pittsburgh    | 3.5        | Kansas City | 4.2    |
| San Francisco | 3.5        | N.Y. Jets   | 4.5    |
| <b>Dallas</b> | <b>3.9</b> |             |        |

### ★ NEGATIVE PLAYS ★

In 2024 Dallas has forced six negative plays, and its opponent lost 34 yards on those negative plays, third in the NFL:

#### Opponent Yards Lost on Negative Plays - 2024

| Team          | NegPlays | Yds Lost   |
|---------------|----------|------------|
| Tennessee     | 10       | -45        |
| Atlanta       | 8        | -44        |
| <b>Dallas</b> | <b>6</b> | <b>-34</b> |
| Chicago       | 8        | -34        |
| Indianapolis  | 7        | -34        |
| Denver        | 12       | -33        |
| LA Chargers   | 5        | -33        |
| Washington    | 10       | -33        |

### ★ TAKEAWAYS IN BUNCHES ★

The Cowboys led the NFL in takeaways in both 2021 (34) and 2022 (33), becoming the first team to lead the NFL in takeaways in back-to-back seasons since the Pittsburgh Steelers from 1972-74 (three straight seasons).

Since 2021, the Cowboys lead the NFL in both takeaways (95) and interceptions (61):

#### Takeaways in the NFL - 2021-24

| Team          | INT       | FR        | Takeaways |
|---------------|-----------|-----------|-----------|
| <b>Dallas</b> | <b>61</b> | <b>34</b> | <b>95</b> |
| Buffalo       | 54        | 34        | 88        |
| San Francisco | 52        | 28        | 80        |
| New England   | 52        | 28        | 80        |
| Indianapolis  | 44        | 34        | 78        |

### ★ I'LL TAKE THAT ★

Dallas was 9-0 when winning the turnover battle in 2023, the league's best record in that category. Overall, the Cowboys had a +10 turnover differential, tied for fifth in the NFL.

In 2024 the Cowboys are 1-0 when winning the turnover margin and tied for the third-best differential in the league:

#### 2024 NFL Turnover Differential Leaders

| Team          | Takeaways | Giveaways | Differential |
|---------------|-----------|-----------|--------------|
| LA Chargers   | 3         | 0         | +3           |
| Pittsburgh    | 3         | 0         | +3           |
| <b>Dallas</b> | <b>2</b>  | <b>0</b>  | <b>+2</b>    |
| Chicago       | 3         | 1         | +2           |
| Green Bay     | 3         | 1         | +2           |
| New England   | 2         | 0         | +2           |
| New Orleans   | 3         | 1         | +2           |
| San Francisco | 2         | 0         | +2           |

Dallas finished 2023 with a turnover margin of +10-or-better for the third consecutive season. It was the first time in franchise history that the Cowboys finished with a turnover margin of +10-or-better in three consecutive seasons and marked the first NFL team to do so since Kansas City from 2015-17.

### ★ NO TOUCHDOWNS ALLOWED ★

The Cowboys allowed 18.5 points-per-game in 2023, good for fifth in the NFL. Dallas also tied Atlanta and the N.Y. Jets for the ninth-fewest touchdowns allowed (36) in 2023:

#### Least Allowed TD - NFL 2023

| Team          | TD Allwd | Team          | TD Allwd  |
|---------------|----------|---------------|-----------|
| Baltimore     | 26       | New Orleans   | 34        |
| San Francisco | 31       | Tampa Bay     | 34        |
| Kansas City   | 32       | <b>Dallas</b> | <b>36</b> |
| Pittsburgh    | 32       | Atlanta       | 36        |
| Tennessee     | 33       | N.Y. Jets     | 36        |
| Buffalo       | 34       |               |           |

The Cowboys allowed two touchdowns in Week 1 at Cleveland (9/8), tied for ninth in the NFL.

## SPECIAL TEAMS NOTES

### CAREER STATS (NFL Rank since 2023)

**40** Field Goals (1st)

**95.2%** Field Goal Percentage (3rd)

**172** Kicking Points (1st)



### ★ BUTTER AUBREY ★

Brandon Aubrey, who spent his collegiate athletic career as a soccer player at Notre Dame, led the NFL in field goals made (36) and ranked third in field goal percentage (94.7%). After Aubrey made a game-winning field goal at the LA Chargers (10/16), Dak Prescott called Aubrey "Butter Aubrey" in reference to his historic start and how he played "as smooth as butter."

Aubrey made his first 35 field goal attempts in 2023, an NFL record for field goals made without a miss to start a career.

Aubrey went four-of-four on field goals in Week One at Cleveland (9/8) and was one-of-four kickers to make at least four field goals in the opening week:

#### Most Field Goals Made - NFL 2024

| Player, Team                     | FGM      | FGA      |
|----------------------------------|----------|----------|
| Chris Boswell, Pit .....         | 6        | 6        |
| Jake Moody, SF .....             | 6        | 6        |
| <b>Brandon Aubrey, Dal .....</b> | <b>4</b> | <b>4</b> |
| Blake Grupe, NO .....            | 4        | 4        |

### ★ LONG BALL BRANDON ★

Aubrey made all 10 field goal attempts from 50-plus yards in 2023, the most 50-yard field goals in a season by any Cowboys player and tied for the second-most 50-yard makes in a season in NFL history:

#### Most 50-Yard Field Goals Made in a Season - NFL History

| Player, Season                    | 50+ Yd FG | FGM       | FGA |
|-----------------------------------|-----------|-----------|-----|
| Daniel Carlson, 2022 .....        | 11        | 13        |     |
| <b>Brandon Aubrey, 2023 .....</b> | <b>10</b> | <b>10</b> |     |
| Brandon McManus, 2020 .....       | 10        | 15        |     |
| Justin Tucker, 2016 .....         | 10        | 10        |     |
| Blair Walsh, 2012 .....           | 10        | 10        |     |

In Week One at Cleveland (9/8), Aubrey made two more field goals from 50-plus yards (57,50). He is now 12-of-12 on field goals from 50-plus yards, the third-most 50-yard makes in franchise history:

#### Most 50-Yard Field Goals Made in a Career - Cowboys History

| Player, Season                       | 50+ Yd FG | FGM       | FGA |
|--------------------------------------|-----------|-----------|-----|
| Dan Bailey, 2011-17 .....            | 11        | 13        |     |
| Brett Maher, 2018-22 .....           | 19        | 26        |     |
| <b>Brandon Aubrey, 2023-24 .....</b> | <b>12</b> | <b>12</b> |     |
| Rafael Septien, 1978-86 .....        | 8         | 19        |     |

### ★ POINT PERSON ★

Along with precision, Brandon Aubrey racked up points thanks to touchdowns from all three phases. Aubrey's 157 kicking points led the league in 2023 and were the most points scored in a player's first NFL season.

His 172 career kicking points are the second-most through a player's first 18 career games:

#### Points Scored in First 18 Career Games - NFL History

| Player                             | FGM       | FGA       | FG%          | PAT       | Pts        |
|------------------------------------|-----------|-----------|--------------|-----------|------------|
| Harrison Butker, 2017-18 ...       | 45        | 49        | 91.8%        | 50        | 185        |
| <b>Brandon Aubrey, 2023-24 ...</b> | <b>40</b> | <b>42</b> | <b>95.2%</b> | <b>52</b> | <b>172</b> |
| Kevin Butler, 1985-86 .....        | 35        | 47        | 74.5%        | 57        | 162        |
| Younghoe Koo, 2017-20 ....         | 41        | 48        | 85.4%        | 37        | 160        |
| Cody Parkey, 2014-15 .....         | 34        | 39        | 87.2%        | 58        | 160        |

Aubrey's 157 points in 2023 were also the most points in a season in franchise history, surpassing Emmitt Smith (150):

#### Points Scored in a Season - Cowboys History

| Player, Season                  | Pts        | Player, Season            | Pts |
|---------------------------------|------------|---------------------------|-----|
| <b>Brandon Aubrey, 2023 ...</b> | <b>157</b> | Dan Bailey, 2011 .....    | 135 |
| Emmitt Smith, 1995 .....        | 150        | Greg Zuerlein, 2020 ..... | 135 |
| Brett Maher, 2022 .....         | 137        | Emmitt Smith, 1994 .....  | 132 |

### ★ TOUCHBACK CENTRAL ★

Brandon Aubrey led the NFL with 99 touchbacks on 109 kickoffs (90.8% touchback percentage, third in the NFL). Aubrey's 99 touchbacks were an NFL single-season record:

#### NFL Kickoff Touchback Single-Season Leaders

| Player, Season                  | TB        | Player                    | TB |
|---------------------------------|-----------|---------------------------|----|
| <b>Brandon Aubrey, 2023 ...</b> | <b>99</b> | Matt Prater, 2013 .....   | 81 |
| Bradley Pinion, 2019 .....      | 88        | Greg Zuerlein, 2021 ..... | 80 |
| Bradley Pinion, 2020 .....      | 85        | Brett Maher, 2022 .....   | 78 |

With the NFL's new kickoff rule in 2024, Aubrey had four touchbacks in Week One at Cleveland, one of which hit in the landing zone and forced the Browns to start at their own 20-yard line. Overall, Dallas forced Cleveland to start at the -27.3-yard line, 11th in the NFL during Week One.

### ★ MORE HISTORY? ★

Brandon Aubrey's 36 field goals in 2023 were the most made field goals in a season in franchise history:

#### Field Goals Made in a Season - Cowboys History

| Player, Season                    | FGM       | Player                   | FGM |
|-----------------------------------|-----------|--------------------------|-----|
| <b>Brandon Aubrey, 2023 .....</b> | <b>36</b> | Dan Bailey, 2011 .....   | 32  |
| Richie Cunningham, 1997 ..        | 34        | Chris Boniol, 1996 ..... | 32  |
| Greg Zuerlein, 2020 .....         | 34        | Dan Bailey, 2015 .....   | 30  |

**50** NFL kickers went 21-for-23 on 50-plus yard field goals in Week One, a 91.3% success rate.



## SPECIAL TEAMS NOTES, CONT.

### ★ ACCURATE AUBREY ★

Along with setting the franchise record for field goals made in a season (36), Brandon Aubrey's precision was on display in 2023. Aubrey's 94.7 field goal percentage ranked second in single-season franchise history:

#### Single-Season Field Goal Percentage - Cowboys History

| Player                           | FGM       | FGA       | FG%          |
|----------------------------------|-----------|-----------|--------------|
| Chris Boniol, 1995.....          | 27        | 28        | 96.4%        |
| <b>Brandon Aubrey, 2023.....</b> | <b>36</b> | <b>38</b> | <b>94.7%</b> |
| Dan Bailey, 2015.....            | 30        | 32        | 93.8%        |
| Dan Bailey, 2012.....            | 29        | 31        | 93.5%        |

Aubrey's 94.7% also became the second-highest field goal percentage by a first-year player or rookie in NFL history (min. 20 attempts):

#### Field Goal Percentage in First NFL Season - NFL History

| Player                           | FGM       | FGA       | FG%          |
|----------------------------------|-----------|-----------|--------------|
| Cameron Dicker, 2022.....        | 21        | 22        | 95.5%        |
| <b>Brandon Aubrey, 2023.....</b> | <b>36</b> | <b>38</b> | <b>94.7%</b> |
| Blair Walsh, 2012.....           | 35        | 38        | 92.1%        |
| Richie Cunningham, 1997.....     | 34        | 37        | 91.9%        |

### ★ BLOCK PARTY ★

The Cowboys were one-of-three teams in the NFL in 2023 with three blocked kicks, joining Cleveland and Pittsburgh.

Since John "Bones" Fassel arrived as Dallas' special teams coordinator in 2020, the Cowboys 10 blocked kicks lead the NFL (punts, field goals and PATs):

| Team               | Blocked Kicks - NFL 2020-24 |          |          |           |
|--------------------|-----------------------------|----------|----------|-----------|
|                    | BikPAT                      | BikFG    | BikPunt  | BikKck    |
| <b>Dallas.....</b> | <b>2</b>                    | <b>2</b> | <b>6</b> | <b>10</b> |
| Cleveland.....     | 2                           | 6        | 0        | 8         |
| Pittsburgh.....    | 2                           | 2        | 4        | 8         |
| Indianapolis.....  | 1                           | 1        | 6        | 8         |

### ★ TURPIN TIME ★

Dallas Cowboys return man KaVontae Turpin returned a punt 60 yards for a touchdown in Week One at Cleveland (9/8), the only punt return for a touchdown in the NFL last week. The score marked Dallas' first punt return for a touchdown since Ryan Switzer had an 83-yard return in 2017.

With the touchdown, Turpin also became the fourth player in Cowboys history to record a punt return TD, a rushing TD and a receiving TD over the course of a career. Only Bob Hayes, Kevin Williams and Wane McGarity have accomplished all three.

### ★ THE PUNT-ISHER ★

Bryan Anger had a career season in 2023 and was selected to his second career Pro Bowl. Anger punted 44 times and had a net average of 44.9, second in the NFL and setting the single-season franchise record:

#### Single-Season Net Punting Average - Cowboys History

| Player                        | Punts     | Net Yds      | NetAvg      |
|-------------------------------|-----------|--------------|-------------|
| <b>Bryan Anger, 2023.....</b> | <b>44</b> | <b>1,975</b> | <b>44.9</b> |
| Bryan Anger, 2021.....        | 65        | 2,900        | 44.6        |
| Bryan Anger, 2022.....        | 68        | 2,913        | 42.8        |

Anger's 44.9 net punting average also finished fifth in single-season NFL history.

Anger also led the NFL and set the single-season franchise record in gross punting average (51.4). Anger's 51.4 punting average also ranks third in a season in NFL history:

#### Single-Season Gross Punting Average - NFL History

| Player                        | Punts     | Net Yds      | NetAvg      |
|-------------------------------|-----------|--------------|-------------|
| Ryan Stonehouse, 2022.....    | 90        | 4,779        | 53.1        |
| Ryan Stonehouse, 2023.....    | 53        | 2,812        | 53.1        |
| <b>Bryan Anger, 2023.....</b> | <b>44</b> | <b>2,262</b> | <b>51.4</b> |



# **ROSTERS AND DEPTH CHART**

# 2024 DALLAS COWBOYS UNOFFICIAL DEPTH CHART

(As of September 10, 2024)

## OFFENSE

|           |                        |                         |                             |                  |
|-----------|------------------------|-------------------------|-----------------------------|------------------|
| <b>WR</b> | 88 CeeDee Lamb         | 83 Jalen Brooks         |                             |                  |
| <b>LT</b> | 60 <u>Tyler Guyton</u> | 76 Asim Richards        |                             |                  |
| <b>LG</b> | 73 Tyler Smith         | 66 T.J. Bass            |                             |                  |
| <b>C</b>  | 56 <u>Cooper Beebe</u> | 67 Brock Hoffman        |                             |                  |
| <b>RG</b> | 70 Zack Martin         | 66 T.J. Bass            |                             |                  |
| <b>RT</b> | 78 Terence Steele      | 79 Matt Waletzko        |                             |                  |
| <b>TE</b> | 87 Jake Ferguson       | 86 Luke Schoonmaker     | 89 <u>Brevyn Spann-Ford</u> | 81 John Stephens |
| <b>WR</b> | 1 Jalen Tolbert        | 9 KaVontae Turpin       |                             |                  |
| <b>WR</b> | 3 Brandin Cooks        | 80 <u>Ryan Flournoy</u> |                             |                  |
| <b>QB</b> | 4 Dak Prescott         | 10 Cooper Rush          | 19 Trey Lance               |                  |
| <b>RB</b> | 15 Ezekiel Elliott     | 23 Rico Dowdle          | 40 Hunter Luepke            | 42 Deuce Vaughn  |

## DEFENSE

|            |                         |                             |                |
|------------|-------------------------|-----------------------------|----------------|
| <b>DE</b>  | 90 DeMarcus Lawrence    | 99 Chauncey Golston         | 91 Tyrus Wheat |
| <b>NT</b>  | 58 Mazi Smith           | 93 Linval Joseph            |                |
| <b>DT</b>  | 97 Osa Odighizuwa       | 98 Jordan Phillips          |                |
| <b>DE</b>  | 11 Micah Parsons        | 94 <u>Marshawn Kneeland</u> |                |
| <b>LB</b>  | 35 <u>Marist Liufau</u> | 13 DeMarvion Overshown      |                |
| <b>LB</b>  | 50 Eric Kendricks       | 57 Buddy Johnson            |                |
| <b>LB</b>  | 18 Damone Clark         |                             |                |
| <b>CB</b>  | 7 Trevon Diggs          | 29 C.J. Goodwin             |                |
| <b>NCB</b> | 2 Jourdan Lewis         | 24 Israel Mukuamu           |                |
| <b>CB</b>  | 21 <u>Caelen Carson</u> | 25 Andrew Booth             |                |
| <b>S</b>   | 6 Donovan Wilson        | 14 Markquese Bell           |                |
| <b>S</b>   | 28 Malik Hooker         | 30 Juanyeh Thomas           |                |

## SPECIALISTS

|           |                   |                   |                |
|-----------|-------------------|-------------------|----------------|
| <b>K</b>  | 17 Brandon Aubrey |                   |                |
| <b>P</b>  | 5 Bryan Anger     |                   |                |
| <b>LS</b> | 44 Trent Sieg     |                   |                |
| <b>H</b>  | 5 Bryan Anger     |                   |                |
| <b>KR</b> | 9 KaVontae Turpin | 30 Juanyeh Thomas | 23 Rico Dowdle |
| <b>PR</b> | 9 KaVontae Turpin | 42 Deuce Vaughn   |                |

## PRONUNCIATION GUIDE

|                |                     |                     |                          |
|----------------|---------------------|---------------------|--------------------------|
| Markquese Bell | mar-KEESE           | Osa Odighizuwa      | oh-DIGGY-zoowa           |
| Damone Clark   | duh-MONE            | DeMarvion Overshown | de-MAR-vee-on over-SHOWN |
| Trevon Diggs   | TRAY-von            | Asim Richards       | AH-sum                   |
| Rico Dowdle    | DOWD-ill            | Luke Schoonmaker    | SKOON-maker              |
| Linval Joseph  | LIN-vahl            | Trent Sieg          | SIG                      |
| Marist Liufau  | MARE-ist LEE-oo-FOW | Mazi Smith          | MAH-zee                  |
| Hunter Luepke  | LIP-key             | Juanyeh Thomas      | ONE-yay                  |
| Israel Mukuamu | MOO-kwah-moo        | KaVontae Turpin     | kuh-VON-tay              |

## COACHING STAFF

**HEAD COACH:** Mike McCarthy

**ASSISTANTS:** Jeff Blasko (Running Game Coordinator/Running Backs), Ramon Chinyoung (Asst. Offensive Line/Quality Control), Greg Ellis (Asst. Defensive Line/Quality Control), John Fassel (Special Teams Coordinator), Ryan Feder (Asst. Quarterbacks/Game Management), Cristian Garcia (Asst. Defensive Backs/Quality Control), Paul Guenther (Def. Run Game Coordinator), Evan Harrington (Offensive Assistant/Minority Fellowship), Al Harris (Asst. Head Coach/Defensive Backs), Chase Haslett (Pass Game Specialist), Cannon Matthews (Safeties), Scott McCurley (Linebackers), Harold Nash (Strength & Conditioning Coordinator), Robert Prince (Pass Game Coordinator/Wide Receivers), Justin Rudd (Coaching Operations Manager/Football Analytics), Brian Schottenheimer (Offensive Coordinator), Steve Shimko (Offensive Assistant/Quality Control), Eric Simonelli (Head Coach Assistant/Quality Control), Cedric Smith (Assistant Strength & Conditioning), Kendall Smith (Assistant Strength & Conditioning), Mike Solari (Offensive Line), Rayna Stewart (Assistant Special Teams), Darian Thompson (Asst. Linebackers/Quality Control), Scott Tolzien (Quarterbacks), Lunda Wells (Tight Ends), Jeff Zgonina (Defensive Line), Mike Zimmer (Defensive Coordinator).

# 2024 DALLAS COWBOYS ALPHABETICAL ROSTER

| NO.                    | NAME                 | POS | HT   | WT  | DOB        | EXP | COLLEGE                  | HOMETOWN                           |
|------------------------|----------------------|-----|------|-----|------------|-----|--------------------------|------------------------------------|
| 5                      | Anger, Bryan         | P   | 6-3  | 214 | 10/6/1988  | 13  | California               | Camarillo, Calif.                  |
| 17                     | Aubrey, Brandon      | K   | 6-3  | 208 | 3/14/1995  | 2   | Notre Dame               | St. Louis, Mo.                     |
| 66                     | Bass, T.J.           | G   | 6-4  | 315 | 3/31/1999  | 2   | Oregon                   | Deming, Wash.                      |
| 56                     | Beebe, Cooper        | G/C | 6-3  | 322 | 5/19/2001  | R   | Kansas State             | Kansas City, Kansas                |
| 14                     | Bell, Markquese      | S   | 6-2  | 218 | 12/31/1999 | 3   | Florida A&M              | Bridgeton, N.J.                    |
| 25                     | Booth, Andrew        | CB  | 6-0  | 200 | 9/28/2000  | 3   | Clemson                  | Lawrenceville, Ga.                 |
| 83                     | Brooks, Jalen        | WR  | 6-1  | 203 | 5/7/2000   | 2   | South Carolina           | Harrisburg, N.C.                   |
| 21                     | Carson, Caelen       | CB  | 6-0  | 193 | 3/3/2002   | R   | Wake Forest              | Waldorf, Maryland                  |
| 18                     | Clark, Damone        | LB  | 6-2  | 245 | 6/28/2000  | 3   | Louisiana State          | Baton Rouge, La.                   |
| 3                      | Cooks, Brandin       | WR  | 5-10 | 193 | 9/25/1993  | 11  | Oregon State             | Stockton, Calif.                   |
| 7                      | Diggs, Trevon        | CB  | 6-1  | 204 | 9/20/1998  | 5   | Alabama                  | Gaithersburg, Md.                  |
| 23                     | Dowdle, Rico         | RB  | 5-11 | 218 | 6/14/1998  | 5   | South Carolina           | Asheville, N.C.                    |
| 15                     | Elliott, Ezekiel     | RB  | 6-0  | 226 | 7/22/1995  | 9   | Ohio State               | St. Louis, Mo.                     |
| 87                     | Ferguson, Jake       | TE  | 6-5  | 252 | 1/18/1999  | 3   | Wisconsin                | Madison, Wisc.                     |
| 80                     | Flournoy, Ryan       | WR  | 6-1  | 202 | 10/27/1999 | R   | Southeast Missouri State | Hazelcrest, Ill.                   |
| 99                     | Golston, Chauncey    | DE  | 6-5  | 285 | 2/10/1998  | 4   | Iowa                     | Detroit, Mich.                     |
| 29                     | Goodwin, C.J.        | CB  | 6-3  | 195 | 2/4/1990   | 9   | California (PA)          | Wheeling, W.V.                     |
| 60                     | Guyton, Tyler        | T   | 6-7  | 322 | 6/11/2002  | R   | Oklahoma                 | Austin, TX                         |
| 67                     | Hoffman, Brock       | C   | 6-4  | 315 | 7/2/1999   | 2   | Virginia Tech            | Statesville, N.C.                  |
| 28                     | Hooker, Malik        | S   | 6-1  | 215 | 4/2/1996   | 8   | Ohio State               | New Castle, Pa.                    |
| 57                     | Johnson, Buddy       | LB  | 6-2  | 240 | 2/27/1999  | 2   | Texas A&M                | Dallas, TX                         |
| 93                     | Joseph, Linval       | NT  | 6-4  | 329 | 10/10/1988 | 15  | East Carolina            | Christiansted, U.S. Virgin Islands |
| 50                     | Kendricks, Eric      | LB  | 6-0  | 232 | 2/29/1992  | 10  | UCLA                     | Fresno, Calif.                     |
| 94                     | Kneeland, Marshawn   | DE  | 6-3  | 267 | 7/8/2001   | R   | Western Michigan         | Grand Rapids, Mich.                |
| 88                     | Lamb, CeeDee         | WR  | 6-2  | 197 | 4/8/1999   | 5   | Oklahoma                 | Richmond, Texas                    |
| 19                     | Lance, Trey          | QB  | 6-4  | 226 | 5/9/2000   | 4   | North Dakota State       | Marshall, Minn.                    |
| 90                     | Lawrence, DeMarcus   | DE  | 6-3  | 254 | 4/28/1992  | 11  | Boise State              | Aiken, S.C.                        |
| 2                      | Lewis, Jourdan       | CB  | 5-10 | 190 | 8/31/1995  | 8   | Michigan                 | Detroit Mich.                      |
| 35                     | Liufau, Marist       | LB  | 6-2  | 234 | 2/9/2001   | R   | Notre Dame               | Kalihi, Hawaii                     |
| 40                     | Luepke, Hunter       | FB  | 6-1  | 245 | 2/28/2000  | 2   | North Dakota State       | Spencer, Wisc.                     |
| 70                     | Martin, Zack         | G   | 6-4  | 315 | 11/20/1990 | 11  | Notre Dame               | Indianapolis, Ind.                 |
| 24                     | Mukuamu, Israel      | S   | 6-4  | 215 | 11/28/1999 | 4   | South Carolina           | Charlotte, N.C.                    |
| 97                     | Odighizuwa, Osa      | DT  | 6-2  | 294 | 8/13/1998  | 4   | UCLA                     | Dayton, Ohio                       |
| 13                     | Overshown, DeMarvion | LB  | 6-3  | 230 | 8/13/2000  | 2   | Texas                    | Arp, Texas                         |
| 11                     | Parsons, Micah       | DE  | 6-3  | 250 | 5/26/1999  | 4   | Penn State               | Harrisburg, Pa.                    |
| 98                     | Phillips, Jordan     | DT  | 6-6  | 341 | 9/21/1992  | 10  | Oklahoma                 | Towanda, Kan.                      |
| 4                      | Prescott, Dak        | QB  | 6-2  | 228 | 7/29/1993  | 9   | Mississippi State        | Houghton, La.                      |
| 76                     | Richards, Asim       | T   | 6-4  | 315 | 10/2/2000  | 2   | North Carolina           | Philadelphia, Pa.                  |
| 10                     | Rush, Cooper         | QB  | 6-3  | 224 | 11/21/1993 | 7   | Central Michigan         | Charlotte, Mich.                   |
| 86                     | Schoonmaker, Luke    | TE  | 6-5  | 255 | 9/28/1998  | 2   | Michigan                 | Hamden, Conn.                      |
| 44                     | Sieg, Trent          | LS  | 6-3  | 240 | 5/19/1995  | 7   | Colorado State           | Eaton, Colo.                       |
| 58                     | Smith, Mazi          | DT  | 6-3  | 328 | 6/16/2001  | 2   | Michigan                 | Grand Rapids, Mich.                |
| 73                     | Smith, Tyler         | G/T | 6-5  | 320 | 4/3/2001   | 3   | Tulsa                    | Fort Worth, Texas                  |
| 89                     | Spann-Ford, Brevyn   | TE  | 6-6  | 260 | 12/27/1999 | R   | Minnesota                | St. Cloud, Minn.                   |
| 78                     | Steele, Terence      | T   | 6-6  | 320 | 6/4/1997   | 5   | Texas Tech               | Cibolo, Texas                      |
| 81                     | Stephens, John       | TE  | 6-6  | 245 | 9/23/1999  | 2   | Louisiana-Lafayette      | Logansport, LA.                    |
| 30                     | Thomas, Juanyeh      | S   | 6-1  | 215 | 6/24/2000  | 2   | Georgia Tech             | Niceville, Fla.                    |
| 1                      | Tolbert, Jalen       | WR  | 6-1  | 200 | 2/27/1999  | 3   | South Alabama            | Mobile, Ala.                       |
| 9                      | Turpin, KaVontae     | WR  | 5-7  | 155 | 8/2/1996   | 3   | TCU                      | Monroe, La.                        |
| 42                     | Vaughn, Deuce        | RB  | 5-5  | 180 | 11/2/2001  | 2   | Kansas State             | Round Rock, Texas                  |
| 79                     | Waletzko, Matt       | T   | 6-8  | 320 | 12/15/1999 | 3   | North Dakota             | Cold Spring, Minn.                 |
| 91                     | Wheat, Tyrus         | DE  | 6-2  | 263 | 12/8/1999  | 2   | Mississippi State        | Amite, La.                         |
| 6                      | Wilson, Donovan      | S   | 6-0  | 205 | 2/21/1995  | 6   | Texas A&M                | Shreveport, La.                    |
| <b>PRACTICE SQUAD</b>  |                      |     |      |     |            |     |                          |                                    |
| 75                     | Ball, Josh           | T   | 6-8  | 320 | 5/15/1998  | 4   | Marshall                 | Fredericksburg, Va.                |
| 31                     | Butler, Josh         | CB  | 6-0  | 186 | 11/25/1996 | 1   | Michigan State           | Mesquite, Texas                    |
| 20                     | Cook, Dalvin         | RB  | 5-10 | 210 | 8/10/1995  | 8   | Florida State            | Opa-locka, FL                      |
| 16                     | Cropper, Jalen       | WR  | 5-11 | 180 | 5/3/2001   | 1   | Fresno State             | Parlier, Calif.                    |
| 34                     | Davis, Malik         | RB  | 5-10 | 205 | 11/26/1998 | 2   | Florida                  | Tampa, Fla.                        |
| 95                     | Daxon, Denzel        | DT  | 6-2  | 304 | 3/27/1999  | R   | Illinois                 | Nassau, Bahamas                    |
| 85                     | Fant, Princeton      | TE  | 6-2  | 250 | 3/11/1999  | 1   | Tennessee                | Nashville, Tenn.                   |
| 43                     | Hall, Kemon          | CB  | 5-11 | 190 | 6/2/1997   | 2   | North Texas              | Calhoun City, Miss.                |
| 84                     | Harmon, Kelvin       | WR  | 6-2  | 215 | 12/15/1996 | 3   | North Carolina State     | Palmyra, N.J.                      |
| 47                     | Harris, Darius       | LB  | 6-2  | 238 | 1/17/1996  | 5   | Middle Tennessee         | Horn Lake, Miss.                   |
| 96                     | Hoskins, Phil        | DT  | 6-5  | 315 | 1/2/1997   | 4   | Kentucky                 | Toledo, OH                         |
| 33                     | Johnson, Emany       | S   | 6-2  | 218 | 11/17/2000 | R   | Nevada                   | Richmond, Calif.                   |
| 55                     | Lawson, Carl         | DE  | 6-2  | 265 | 6/29/1995  | 8   | Auburn                   | Alpharetta, GA                     |
| 59                     | Mogensen, Brock      | LB  | 6-2  | 234 | 2/9/2001   | R   | South Dakota             | Farmington, Minn.                  |
| 27                     | Oruwariye, Amani     | CB  | 6-2  | 202 | 2/9/1996   | 5   | Penn State               | Tampa, Fla.                        |
| 65                     | Shepley, Dakoda      | G   | 6-4  | 290 | 12/27/1994 | 3   | British Columbia         | Windsor, Ontario                   |
| 41                     | Vigil, Nick          | LB  | 6-2  | 230 | 8/20/1993  | 9   | Utah State               | Plain City, Utah                   |
| <b>RESERVE/INJURED</b> |                      |     |      |     |            |     |                          |                                    |
| 26                     | Bland, DaRon         | CB  | 6-2  | 202 | 7/12/1999  | 3   | Fresno State             | Modesto, Calif.                    |
| 64                     | Bostick, Earl        | T   | 6-6  | 315 | 12/31/1998 | 1   | Kansas                   | Barnwell, S.C.                     |
| 71                     | Edoga, Chuma         | OL  | 6-4  | 315 | 5/25/1997  | 6   | Southern California      | Atlanta, Ga.                       |
| 62                     | Thomas, Nate         | G/T | 6-5  | 332 | 8/22/2001  | R   | Louisiana                | New Orleans, La.                   |
| 54                     | Williams, Sam        | DE  | 6-4  | 262 | 3/31/1999  | 3   | Mississippi              | Montgomery, Ala.                   |

# 2024 DALLAS COWBOYS NUMERICAL ROSTER

| NO.                    | NAME                | POS | HT   | WT  | AGE | EXP | COLLEGE                  | HOW ACQ      |
|------------------------|---------------------|-----|------|-----|-----|-----|--------------------------|--------------|
| 1                      | Jalen Tolbert       | WR  | 6-1  | 200 | 25  | 3   | South Alabama            | D3-'22       |
| 2                      | Jourdan Lewis       | CB  | 5-10 | 190 | 29  | 8   | Michigan                 | D3-'17       |
| 3                      | Brandin Cooks       | WR  | 5-10 | 193 | 30  | 11  | Oregon State             | T(Hou)-'23   |
| 4                      | Dak Prescott        | QB  | 6-2  | 228 | 31  | 9   | Mississippi State        | D4b-'16      |
| 5                      | Bryan Anger         | P   | 6-3  | 214 | 35  | 13  | California               | FA-'21       |
| 6                      | Donovan Wilson      | S   | 6-0  | 205 | 29  | 6   | Texas A&M                | D6-'19       |
| 7                      | Trevon Diggs        | CB  | 6-1  | 204 | 25  | 5   | Alabama                  | D2-'20       |
| 9                      | KaVontae Turpin     | WR  | 5-7  | 155 | 28  | 3   | TCU                      | UDFA-'22     |
| 10                     | Cooper Rush         | QB  | 6-3  | 224 | 30  | 7   | Central Michigan         | FA-'20       |
| 11                     | Micah Parsons       | DE  | 6-3  | 250 | 25  | 4   | Penn State               | D1-'21       |
| 13                     | DeMarvion Overshown | LB  | 6-3  | 230 | 24  | 2   | Texas                    | D3-'23       |
| 14                     | Markquese Bell      | S   | 6-2  | 218 | 24  | 3   | Florida A&M              | UDFA-'22     |
| 15                     | Ezekiel Elliott     | RB  | 6-0  | 226 | 29  | 9   | Ohio State               | FA-'24       |
| 17                     | Brandon Aubrey      | K   | 6-3  | 208 | 29  | 2   | Notre Dame               | FA-'23       |
| 18                     | Damone Clark        | LB  | 6-2  | 245 | 24  | 3   | Louisiana State          | D5c-'22      |
| 19                     | Trey Lance          | QB  | 6-4  | 226 | 24  | 4   | North Dakota State       | T(SF)-'23    |
| 21                     | Caelen Carson       | CB  | 6-0  | 193 | 22  | R   | Wake Forest              | D5-'24       |
| 23                     | Rico Dowdle         | RB  | 5-11 | 218 | 26  | 5   | South Carolina           | UDFA-'20     |
| 24                     | Israel Mukuamu      | S   | 6-4  | 215 | 24  | 4   | South Carolina           | D6b-'21      |
| 25                     | Andrew Booth        | CB  | 6-0  | 200 | 23  | 3   | Clemson                  | T(MIN)-'24   |
| 28                     | Malik Hooker        | S   | 6-1  | 215 | 28  | 8   | Ohio State               | FA-'21       |
| 29                     | C.J. Goodwin        | CB  | 6-3  | 195 | 34  | 9   | California (PA)          | PS(Cin)-'18  |
| 30                     | Juanyeh Thomas      | S   | 6-1  | 215 | 24  | 2   | Georgia Tech             | UDFA-'22     |
| 35                     | Marist Liufau       | LB  | 6-2  | 234 | 23  | R   | Notre Dame               | D3b-'24      |
| 40                     | Hunter Luepke       | FB  | 6-1  | 245 | 24  | 2   | North Dakota State       | UDFA-'23     |
| 42                     | Deuce Vaughn        | RB  | 5-5  | 180 | 22  | 2   | Kansas State             | D6b-'23      |
| 44                     | Trent Sieg          | LS  | 6-3  | 240 | 29  | 7   | Colorado State           | FA-'23       |
| 50                     | Eric Kendricks      | LB  | 6-0  | 232 | 32  | 10  | UCLA                     | FA-'24       |
| 56                     | Cooper Beebe        | G/C | 6-3  | 322 | 23  | R   | Kansas State             | D3a-'24      |
| 57                     | Buddy Johnson       | LB  | 6-2  | 240 | 25  | 2   | Texas A&M                | FA-'23       |
| 58                     | Mazi Smith          | DT  | 6-3  | 328 | 23  | 2   | Michigan                 | D1-'23       |
| 60                     | Tyler Guyton        | T   | 6-7  | 322 | 22  | R   | Oklahoma                 | D1-'24       |
| 66                     | T.J. Bass           | G   | 6-4  | 315 | 25  | 2   | Oregon                   | UDFA-'23     |
| 67                     | Brock Hoffman       | C   | 6-4  | 315 | 25  | 2   | Virginia Tech            | FA-'22       |
| 70                     | Zack Martin         | G   | 6-4  | 315 | 33  | 11  | Notre Dame               | D1-'14       |
| 73                     | Tyler Smith         | G/T | 6-5  | 320 | 23  | 3   | Tulsa                    | D1-'22       |
| 76                     | Asim Richards       | T   | 6-4  | 315 | 23  | 2   | North Carolina           | D5-'23       |
| 78                     | Terence Steele      | T   | 6-6  | 320 | 27  | 5   | Texas Tech               | UDFA-'20     |
| 79                     | Matt Waletzko       | T   | 6-8  | 320 | 24  | 3   | North Dakota             | D5a-'22      |
| 80                     | Ryan Flournoy       | WR  | 6-1  | 202 | 24  | R   | Southeast Missouri State | D6-'24       |
| 81                     | John Stephens       | TE  | 6-6  | 245 | 24  | 2   | Louisiana-Lafayette      | UDFA-'23     |
| 83                     | Jalen Brooks        | WR  | 6-1  | 203 | 24  | 2   | South Carolina           | D7-'23       |
| 86                     | Luke Schoonmaker    | TE  | 6-5  | 255 | 25  | 2   | Michigan                 | D2-'23       |
| 87                     | Jake Ferguson       | TE  | 6-5  | 252 | 25  | 3   | Wisconsin                | D4-'22       |
| 88                     | CeeDee Lamb         | WR  | 6-2  | 197 | 25  | 5   | Oklahoma                 | D1-20        |
| 89                     | Brevyn Spann-Ford   | TE  | 6-6  | 260 | 24  | R   | Minnesota                | UDFA-'24     |
| 90                     | DeMarcus Lawrence   | DE  | 6-3  | 254 | 32  | 11  | Boise State              | D2-'14       |
| 91                     | Tyrus Wheat         | DE  | 6-2  | 263 | 24  | 2   | Mississippi State        | UDFA-'23     |
| 93                     | Linval Joseph       | NT  | 6-4  | 329 | 35  | 15  | East Carolina            | FA-'24       |
| 94                     | Marshawn Kneeland   | DE  | 6-3  | 267 | 23  | R   | Western Michigan         | D2-'24       |
| 97                     | Osa Odighizuwa      | DT  | 6-2  | 294 | 26  | 4   | UCLA                     | D3a-'21      |
| 98                     | Jordan Phillips     | DT  | 6-6  | 341 | 31  | 10  | Oklahoma                 | T(NYG)-'24   |
| 99                     | Chauncey Golston    | DE  | 6-5  | 285 | 26  | 4   | Iowa                     | D3b-'21      |
| <b>PRACTICE SQUAD</b>  |                     |     |      |     |     |     |                          |              |
| 16                     | Jalen Cropper       | WR  | 5-11 | 180 | 23  | 1   | Fresno State             | UDFA-'23     |
| 20                     | Dalvin Cook         | RB  | 5-10 | 210 | 29  | 8   | Florida State            | FA-'24       |
| 27                     | Amani Oruwariye     | CB  | 6-2  | 202 | 28  | 5   | Penn State               | FA-'24       |
| 31                     | Josh Butler         | CB  | 6-0  | 186 | 27  | 1   | Michigan State           | FA-'23       |
| 33                     | Emany Johnson       | S   | 6-2  | 218 | 23  | R   | Nevada                   | UDFA-'24     |
| 34                     | Malik Davis         | RB  | 5-10 | 205 | 25  | 2   | Florida                  | UDFA-'22     |
| 41                     | Nick Vigil          | LB  | 6-2  | 230 | 31  | 9   | Utah State               | FA-'24       |
| 43                     | Kemon Hall          | CB  | 5-11 | 190 | 27  | 2   | North Texas              | W(SF)-'24    |
| 47                     | Darius Harris       | LB  | 6-2  | 238 | 28  | 5   | Middle Tennessee         | FA-'24       |
| 55                     | Carl Lawson         | DE  | 6-2  | 265 | 29  | 8   | Auburn                   | FA-'24       |
| 59                     | Brock Mogensen      | LB  | 6-2  | 234 | 23  | R   | South Dakota             | UDFA-'24     |
| 65                     | Dakoda Shepley      | G   | 6-4  | 290 | 29  | 3   | British Columbia         | FA-'23       |
| 75                     | Josh Ball           | T   | 6-8  | 320 | 26  | 4   | Marshall                 | D4b-'21      |
| 84                     | Kelvin Harmon       | WR  | 6-2  | 215 | 27  | 3   | North Carolina State     | FA-'24       |
| 85                     | Princeton Fant      | TE  | 6-2  | 250 | 25  | 1   | Tennessee                | UDFA-'23     |
| 95                     | Denzel Daxon        | DT  | 6-2  | 304 | 25  | R   | Illinois                 | UDFA-'24     |
| 96                     | Phil Hoskins        | DT  | 6-5  | 315 | 27  | 4   | Kentucky                 | FA-'24       |
| <b>RESERVE/INJURED</b> |                     |     |      |     |     |     |                          |              |
| 26                     | DaRon Bland         | CB  | 6-2  | 202 | 25  | 3   | Fresno State             | D5b-'22      |
| 54                     | Sam Williams        | DE  | 6-4  | 262 | 25  | 3   | Mississippi              | D2-'22       |
| 62                     | Nate Thomas         | G/T | 6-5  | 332 | 23  | R   | Louisiana                | D7a-'24      |
| 64                     | Earl Bostick        | T   | 6-6  | 315 | 25  | 1   | Kansas                   | UDFA-'23     |
| 71                     | Chuma Edoga         | OL  | 6-4  | 315 | 27  | 6   | Southern California      | UFA(Atl)-'23 |

# 2024 DALLAS COWBOYS POSITIONAL ROSTER

| NO.                         | NAME                | POS. | HT.  | WT. | AGE | EXP. | COLLEGE                  | HOW ACQ.    |
|-----------------------------|---------------------|------|------|-----|-----|------|--------------------------|-------------|
| <b>QUARTERBACKS (3)</b>     |                     |      |      |     |     |      |                          |             |
| 4                           | Dak Prescott        | QB   | 6-2  | 228 | 31  | 9    | Mississippi State        | D4b-'16     |
| 10                          | Cooper Rush         | QB   | 6-3  | 224 | 30  | 7    | Central Michigan         | FA-'20      |
| 19                          | Trey Lance          | QB   | 6-4  | 226 | 24  | 4    | North Dakota State       | T(SF)-'23   |
| <b>RUNNING BACKS (4)</b>    |                     |      |      |     |     |      |                          |             |
| 15                          | Ezekiel Elliott     | RB   | 6-0  | 226 | 29  | 9    | Ohio State               | FA-'24      |
| 23                          | Rico Dowdle         | RB   | 5-11 | 218 | 26  | 5    | South Carolina           | UDFA-'20    |
| 40                          | Hunter Luepke       | FB   | 6-1  | 245 | 24  | 2    | North Dakota State       | UDFA-'23    |
| 42                          | Deuce Vaughn        | RB   | 5-5  | 180 | 22  | 2    | Kansas State             | D6b-'23     |
| <b>WIDE RECEIVERS (6)</b>   |                     |      |      |     |     |      |                          |             |
| 1                           | Jalen Tolbert       | WR   | 6-1  | 200 | 25  | 3    | South Alabama            | D3-'22      |
| 3                           | Brandin Cooks       | WR   | 5-10 | 193 | 30  | 11   | Oregon State             | T(Hou)-'23  |
| 9                           | KaVontae Turpin     | WR   | 5-7  | 155 | 28  | 3    | TCU                      | UDFA-'22    |
| 80                          | Ryan Flournoy       | WR   | 6-1  | 202 | 24  | R    | Southeast Missouri State | D6-'24      |
| 83                          | Jalen Brooks        | WR   | 6-1  | 203 | 24  | 2    | South Carolina           | D7-'23      |
| 88                          | CeeDee Lamb         | WR   | 6-2  | 197 | 25  | 5    | Oklahoma                 | D1-20       |
| <b>TIGHT ENDS (4)</b>       |                     |      |      |     |     |      |                          |             |
| 81                          | John Stephens       | TE   | 6-6  | 245 | 24  | 2    | Louisiana-Lafayette      | UDFA-'23    |
| 86                          | Luke Schoonmaker    | TE   | 6-5  | 255 | 25  | 2    | Michigan                 | D2-'23      |
| 87                          | Jake Ferguson       | TE   | 6-5  | 252 | 25  | 3    | Wisconsin                | D4-'22      |
| 89                          | Brevyn Spann-Ford   | TE   | 6-6  | 260 | 24  | R    | Minnesota                | UDFA-'24    |
| <b>OFFENSIVE LINE (9)</b>   |                     |      |      |     |     |      |                          |             |
| 56                          | Cooper Beebe        | G/C  | 6-3  | 322 | 23  | R    | Kansas State             | D3a-'24     |
| 60                          | Tyler Guyton        | T    | 6-7  | 322 | 22  | R    | Oklahoma                 | D1-'24      |
| 66                          | T.J. Bass           | G    | 6-4  | 315 | 25  | 2    | Oregon                   | UDFA-'23    |
| 67                          | Brock Hoffman       | C    | 6-4  | 315 | 25  | 2    | Virginia Tech            | FA-'22      |
| 70                          | Zack Martin         | G    | 6-4  | 315 | 33  | 11   | Notre Dame               | D1-'14      |
| 73                          | Tyler Smith         | G/T  | 6-5  | 320 | 23  | 3    | Tulsa                    | D1-'22      |
| 76                          | Asim Richards       | T    | 6-4  | 315 | 23  | 2    | North Carolina           | D5-'23      |
| 78                          | Terence Steele      | T    | 6-6  | 320 | 27  | 5    | Texas Tech               | UDFA-'20    |
| 79                          | Matt Waletzko       | T    | 6-8  | 320 | 24  | 3    | North Dakota             | D5a-'22     |
| <b>DEFENSIVE LINE (9)</b>   |                     |      |      |     |     |      |                          |             |
| 11                          | Micah Parsons       | DE   | 6-3  | 250 | 25  | 4    | Penn State               | D1-'21      |
| 58                          | Mazi Smith          | DT   | 6-3  | 328 | 23  | 2    | Michigan                 | D1-'23      |
| 90                          | DeMarcus Lawrence   | DE   | 6-3  | 254 | 32  | 11   | Boise State              | D2-'14      |
| 91                          | Tyrus Wheat         | DE   | 6-2  | 263 | 24  | 2    | Mississippi State        | UDFA-'23    |
| 93                          | Linval Joseph       | NT   | 6-4  | 329 | 35  | 15   | East Carolina            | FA-'24      |
| 94                          | Marshawn Kneeland   | DE   | 6-3  | 267 | 23  | R    | Western Michigan         | D2-'24      |
| 97                          | Osa Odighizuwa      | DT   | 6-2  | 294 | 26  | 4    | UCLA                     | D3a-'21     |
| 98                          | Jordan Phillips     | DT   | 6-6  | 341 | 31  | 10   | Oklahoma                 | T(NYG)-'24  |
| 99                          | Chauncey Golston    | DE   | 6-5  | 285 | 26  | 4    | Iowa                     | D3b-'21     |
| <b>LINEBACKERS (5)</b>      |                     |      |      |     |     |      |                          |             |
| 13                          | DeMarvion Overshown | LB   | 6-3  | 230 | 24  | 2    | Texas                    | D3-'23      |
| 18                          | Damone Clark        | LB   | 6-2  | 245 | 24  | 3    | Louisiana State          | D5c-'22     |
| 35                          | Marist Liufau       | LB   | 6-2  | 234 | 23  | R    | Notre Dame               | D3b-'24     |
| 50                          | Eric Kendricks      | LB   | 6-0  | 232 | 32  | 10   | UCLA                     | FA-'24      |
| 57                          | Buddy Johnson       | LB   | 6-2  | 240 | 25  | 2    | Texas A&M                | FA-'23      |
| <b>DEFENSIVE BACKS (10)</b> |                     |      |      |     |     |      |                          |             |
| 2                           | Jourdan Lewis       | CB   | 5-10 | 190 | 29  | 8    | Michigan                 | D3-'17      |
| 6                           | Donovan Wilson      | S    | 6-0  | 205 | 29  | 6    | Texas A&M                | D6-'19      |
| 7                           | Trevon Diggs        | CB   | 6-1  | 204 | 25  | 5    | Alabama                  | D2-'20      |
| 14                          | Markquese Bell      | S    | 6-2  | 218 | 24  | 3    | Florida A&M              | UDFA-'22    |
| 21                          | Caelen Carson       | CB   | 6-0  | 193 | 22  | R    | Wake Forest              | D5-'24      |
| 24                          | Israel Mukuamu      | S    | 6-4  | 215 | 24  | 4    | South Carolina           | D6b-'21     |
| 25                          | Andrew Booth        | CB   | 6-0  | 200 | 23  | 3    | Clemson                  | T(MIN)-'24  |
| 28                          | Malik Hooker        | S    | 6-1  | 215 | 28  | 8    | Ohio State               | FA-'21      |
| 29                          | C.J. Goodwin        | CB   | 6-3  | 195 | 34  | 9    | California (PA)          | PS(Cin)-'18 |
| 30                          | Juanyeh Thomas      | S    | 6-1  | 215 | 24  | 2    | Georgia Tech             | UDFA-'22    |
| <b>SPECIALISTS (3)</b>      |                     |      |      |     |     |      |                          |             |
| 5                           | Bryan Anger         | P    | 6-3  | 214 | 35  | 13   | California               | FA-'21      |
| 17                          | Brandon Aubrey      | K    | 6-3  | 208 | 29  | 2    | Notre Dame               | FA-'23      |
| 44                          | Trent Sieg          | LS   | 6-3  | 240 | 29  | 7    | Colorado State           | FA-'23      |

## HOW THE COWBOYS WERE BUILT/CONTRACT STATUS

| YEAR | DRAFT PICKS (32)   | FREE AGENTS (10)  | COLLEGE FREE AGENTS (11)   | TRADES/WAIVERS (4)                                | PRACTICE SQUAD (1)      |
|------|--|---|--|---|-------------------------|
| 2014 | Z. Martin (1st)<br>D. Lawrence (2nd)   |   |  |   |                         |
| 2016 | E. Elliott (1st)<br>D. Prescott (4th)  |   |  |   |                         |
| 2017 | J. Lewis (3rd)   |   |  |   |                         |
| 2018 |  |   |  |   | C. Goodwin (PS Cin '18) |
| 2019 | D. Wilson (6th)  |   |  |   |                         |
| 2020 | C. Lamb (1st)<br>T. Diggs (2nd)  | C. Rush (FA-'20)  | R. Dowdle (UDFA-'20)<br>T. Steele (UDFA-'20)   |   |                         |
| 2021 | M. Parsons (1st)<br>O. Odighizuwa (3rd-a)<br>C. Golston (3rd-b)<br>I. Mukuamu (6th-b)  | B. Anger (FA-'21)<br>M. Hooker (FA-'21)   |  |   |                         |
| 2022 | T. Smith (1st)<br>S. Williams (2nd) *<br>J. Tolbert (3rd)<br>J. Ferguson (4th)<br>D. Bland (5th) *<br>D. Clark (5th)<br>M. Waletzko (5th)    | B. Hoffman (FA-'22)   | M. Bell (UDFA-'22)<br>J. Thomas (UDFA-'22)<br>K. Turpin (UDFA-'22)   |   |                         |
| 2023 | M. Smith (1st)<br>L. Schoonmaker (2nd)<br>D. Overshown (3rd)<br>A. Richards (5th)<br>D. Vaughn (6th)<br>J. Brooks (7th)                      | B. Aubrey (FA-'23)<br>C. Edoga (UFA Atl '23) *<br>B. Johnson (FA '23)<br>T. Sieg (FA-'23) | T. Bass (UDFA-'23)<br>E. Bostick (UDFA-'23) *<br>H. Luepke (UDFA-'23)<br>J. Stephens (UDFA-'23)<br>T. Wheat (UDFA-'23) | B. Cooks (T Hou -'23)<br>T. Lance (T SF -'23)     |                         |
| 2024 | T. Guyton (1st)<br>M. Kneeland (2nd)<br>C. Beebe (3rd-a)<br>M. Liufau (3rd-b)<br>C. Carson (5th)<br>R. Flournoy (6th)<br>N. Thomas (7th-a) * | L. Joseph (FA-'24)<br>E. Kendricks (FA-'24)   | B. Spann-Ford (UDFA-'24)   | A. Booth (T MIN -'24)<br>J. Phillips (T NYG -'24) |                         |

Key: \* Reserve/Injured

| CONTRACT STATUS  |                |                     |                |                   |                |
|------------------|----------------|---------------------|----------------|-------------------|----------------|
| PLAYER           | SIGNED THROUGH | PLAYER              | SIGNED THROUGH | PLAYER            | SIGNED THROUGH |
| Bryan Anger      | 2024           | Tyler Guyton        | 2027           | Asim Richards     | 2026           |
| Brandon Aubrey   | 2025           | Brock Hoffman       | 2024           | Cooper Rush       | 2024           |
| T.J. Bass        | 2025           | Malik Hooker        | 2026           | Luke Schoonmaker  | 2026           |
| Cooper Beebe     | 2027           | Buddy Johnson       | 2025           | Trent Sieg        | 2024           |
| Markquese Bell   | 2024           | Linval Joseph       | 2024           | Mazi Smith        | 2026           |
| DaRon Bland *    | 2025           | Eric Kendricks      | 2024           | Tyler Smith       | 2025           |
| Andrew Booth     | 2025           | Marshawn Kneeland   | 2027           | Brevyn Spann-Ford | 2024           |
| Earl Bostick *   | 2025           | CeeDee Lamb         | 2028           | Terence Steele    | 2028           |
| Jalen Brooks     | 2026           | Trey Lance          | 2024           | John Stephens     | 2025           |
| Caelen Carson    | 2027           | DeMarcus Lawrence   | 2024           | Juanyeh Thomas    | 2025           |
| Damone Clark     | 2025           | Jourdan Lewis       | 2024           | Nate Thomas *     | 2027           |
| Brandin Cooks    | 2024           | Marist Liufau       | 2027           | Jalen Tolbert     | 2025           |
| Trevon Diggs     | 2028           | Hunter Luepke       | 2025           | KaVontae Turpin   | 2024           |
| Rico Dowdle      | 2024           | Zack Martin         | 2024           | Deuce Vaughn      | 2026           |
| Chuma Edoga *    | 2024           | Israel Mukuamu      | 2024           | Matt Waletzko     | 2025           |
| Ezekiel Elliott  | 2026           | Osa Odighizuwa      | 2024           | Tyrus Wheat       | 2024           |
| Jake Ferguson    | 2025           | DeMarvion Overshown | 2026           | Sam Williams *    | 2025           |
| Ryan Flournoy    | 2027           | Micah Parsons       | 2024           | Donovan Wilson    | 2025           |
| Chauncey Golston | 2024           | Jordan Phillips     | 2024           |                   |                |
| C.J. Goodwin     | 2024           | Dak Prescott        | 2028           |                   |                |

# 2024 DALLAS COWBOYS CONTRACT ANALYSIS

| OFFENSE |                     | 2024 | 2025 | 2026   | 2027 | 2028   | 2029 | 2030 |
|---------|---------------------|------|------|--------|------|--------|------|------|
| QB      | Lance, Trey         |      | UFA  |        |      |        |      |      |
|         | Prescott, Dak       |      |      |        |      |        | UFA  |      |
|         | Rush, Cooper        |      | UFA  |        |      |        |      |      |
| RB      | Dowdle, Rico        |      | UFA  |        |      |        |      |      |
|         | Elliott, Ezekiel    |      | UFA  |        |      |        |      |      |
|         | Luepke, Hunter      |      |      | RFA    | UFA  |        |      |      |
|         | Vaughn Deuce        |      |      |        | UFA  |        |      |      |
| WR      | Brooks, Jalen       |      |      |        | UFA  |        |      |      |
|         | Cooks, Brandin      |      | UFA  |        |      |        |      |      |
|         | Flournoy, Ryan      |      |      |        |      | UFA    |      |      |
|         | Lamb, CeeDee        |      |      |        |      |        | UFA  |      |
|         | Tolbert, Jalen      |      |      | UFA    |      |        |      |      |
|         | Turpin, KaVontae    |      | RFA  | UFA    |      |        |      |      |
| TE      | Ferguson, Jake      |      |      | UFA    |      |        |      |      |
|         | Schoonmaker, Luke   |      |      |        | UFA  |        |      |      |
|         | Spann-Ford, Brevyn  |      |      |        | RFA  | UFA    |      |      |
|         | Stephens, John      |      |      | RFA    | UFA  |        |      |      |
| OL      | Bass, T.J.          |      |      | RFA    | UFA  |        |      |      |
|         | Beebe, Cooper       |      |      |        |      | UFA    |      |      |
|         | Bostick, Earl (IR)* |      |      | ERFA   | RFA  | UFA    |      |      |
|         | Edoga, Chuma (IR)*  |      | UFA  |        |      |        |      |      |
|         | Guyton, Tyler       |      |      |        |      | OPTION | UFA  |      |
|         | Hoffman, Brock      |      | ERFA | RFA    | UFA  |        |      |      |
|         | Martin, Zack        |      | UFA  |        |      |        |      |      |
|         | Richards, Asim      |      |      |        | UFA  |        |      |      |
|         | Smith, Tyler        |      |      | OPTION | UFA  |        |      |      |
|         | Steele, Terence     |      |      |        |      |        | UFA  |      |
|         | Thomas, Nate (IR)*  |      |      |        |      | UFA    |      |      |
|         | Waletzko, Matt      |      |      | UFA    |      |        |      |      |

| DEFENSE |                        | 2024 | 2025   | 2026 | 2027   | 2028 | 2029 | 2030 |
|---------|------------------------|------|--------|------|--------|------|------|------|
| DL      | Golston, Chauncey      |      | UFA    |      |        |      |      |      |
|         | Johnson, Durrell (IR)* |      |        | ERFA | RFA    | UFA  |      |      |
|         | Joseph, Linval         |      | UFA    |      |        |      |      |      |
|         | Kneeland, Marshawn     |      |        |      |        | UFA  |      |      |
|         | Lawrence, DeMarcus     |      | UFA    |      |        |      |      |      |
|         | Odighizuwa, Osa        |      | UFA    |      |        |      |      |      |
|         | Parsons, Micah         |      | OPTION | UFA  |        |      |      |      |
|         | Philips, Jordan        |      | UFA    |      |        |      |      |      |
|         | Smith, Mazi            |      |        |      | OPTION | UFA  |      |      |
|         | Wheat, Tyrus           |      | ERFA   | RFA  | UFA    |      |      |      |
|         | Williams, Sam (IR)*    |      |        | UFA  |        |      |      |      |
| LB      | Clark, Damone          |      |        | UFA  |        |      |      |      |
|         | Johnson, Buddy         |      |        | UFA  |        |      |      |      |
|         | Kendricks, Eric        |      | UFA    |      |        |      |      |      |
|         | Liufau, Marist         |      |        |      |        | UFA  |      |      |
|         | Overshown, DeMarvion   |      |        |      | UFA    |      |      |      |
| DB      | Bell, Markquese        |      | RFA    | UFA  |        |      |      |      |
|         | Bland, DaRon (IR-R)*   |      |        | UFA  |        |      |      |      |
|         | Booth, Andrew          |      |        | UFA  |        |      |      |      |
|         | Carson, Caelen         |      |        |      |        | UFA  |      |      |
|         | Diggs, Trevon          |      |        |      |        |      | UFA  |      |
|         | Goodwin, C.J.          |      | UFA    |      |        |      |      |      |
|         | Hooker, Malik          |      |        |      | UFA    |      |      |      |
|         | Lewis, Jourdan         |      | UFA    |      |        |      |      |      |
|         | Mukuamu, Israel        |      | UFA    |      |        |      |      |      |
|         | Thomas, Juanyeh        |      | RFA    | UFA  |        |      |      |      |
|         | Wilson, Donovan        |      |        | UFA  |        |      |      |      |

| SPECIAL TEAMS |                 | 2024 | 2025 | 2026 | 2027 | 2028 | 2029 | 2030 |
|---------------|-----------------|------|------|------|------|------|------|------|
| ST            | Anger, Bryan    |      | UFA  |      |      |      |      |      |
|               | Aubrey, Brandon |      |      | RFA  | UFA  |      |      |      |
|               | Sieg, Trent     |      | UFA  |      |      |      |      |      |

- Player is under contract for season
- Player will be an exclusive rights free agent
- Player will be an unrestricted free agent
- Player will be a restricted free agent
- Player has a club option available

\*-Reserve/Injured    #-Reserve/PUP or NFI    &-Reserve/Suspended



## WHEN BUILT AND WHEN THEY GOT TO THE COWBOYS

### **1st Round (10)**

[16] Zack Martin (2014)  
[20] Brandin Cooks (2014-NO)  
[4] Ezekiel Elliott (2016)  
[15] Malik Hooker (2017-IND)  
[17] CeeDee Lamb (2020)  
[3] Trey Lance (2021-SF)  
[12] Micah Parsons (2021)  
[24] Tyler Smith (2022)  
[26] Mazi Smith (2023)  
[29] Tyler Guyton (2024)

### **2nd Round (8)**

[46] Linval Joseph (2010-NYG)  
[34] DeMarcus Lawrence (2014)  
[45] Eric Kendricks (2015-MIN)  
[52] Jordan Phillips (2015-MIA)  
[51] Trevon Diggs (2020)  
[42] Andrew Booth (2022-MIN)  
[58] Luke Schoonmaker (2023)  
[56] Marshawn Kneeland (2024)

### **3rd Round (8)**

[70] Bryan Anger (2012-JAX)  
[92] Jourdan Lewis (2017)  
[75] Osa Odighizuwa (2021)  
[84] Chauncey Golston (2021)  
[88] Jalen Tolbert (2022)  
[90] DeMarvion Overshown (2023)  
[73] Cooper Beebe (2024)  
[87] Marist Liufau (2024)

### **4th Round (3)**

[135] Dak Prescott (2016)  
[140] Buddy Johnson (2021-PIT)  
[129] Jake Ferguson (2022)

### **5th Round (4)**

[155] Matt Waletzko (2022)  
[176] Damone Clark (2022)  
[169] Asim Richards (2023)  
[174] Caelen Carson (2024)

### **6th Round (4)**

[213] Donovan Wilson (2019)  
[227] Israel Mukuamu (2021)  
[212] Deuce Vaughn (2023)  
[216] Ryan Flourney (2024)

### **7th Round (1)**

[244] Jalen Brooks (2023)

### **Undrafted (15)**

C.J. Goodwin (2014-PIT)  
Cooper Rush (2017)  
Trent Sieg (2018)  
Rico Dowdle (2020)  
Terence Steele (2020)  
Markquese Bell (2022)  
Brock Hoffman (2022)  
Juanyeh Thomas (2022)  
KaVontae Turpin (2022)  
Brandon Aubrey (2023)  
T.J. Bass (2023)  
Hunter Luepke (2023)  
John Stephens (2023)  
Tyrus Wheat (2023)  
Brevyn Spann-Ford (2024)

## WHEN THEY GOT TO THE COWBOYS

### **2014 (2)**

Zack Martin, Round 1  
DeMarcus Lawrence, Round 2

### **2016 (2)**

Ezekiel Elliott, Round 1  
Dak Prescott, Round 4

### **2017 (1)**

Jourdan Lewis, Round 3

### **2018 (1)**

C.J. Goodwin, Practice Squad (CIN)

### **2019 (1)**

Donovan Wilson, Round 6

### **2020 (5)**

CeeDee Lamb, Round 1  
Trevon Diggs, Round 2  
Rico Dowdle, UDFA  
Cooper Rush, FA  
Terence Steele, UDFA

### **2021 (6)**

Micah Parsons, Round 1  
Chauncey Golston, Round 3  
Osa Odighizuwa, Round 3  
Israel Mukuamu, Round 6  
Bryan Anger, FA  
Malik Hooker, FA

### **2022 (9)**

Tyler Smith, Round 1  
Jalen Tolbert, Round 3  
Jake Ferguson, Round 4  
Damone Clark, Round 5  
Matt Waletzko, Round 5  
Markquese Bell, UDFA  
Brock Hoffman, FA  
Juanyeh Thomas, UDFA  
KaVontae Turpin, UDFA

### **2023 (15)**

Mazi Smith, Round 1  
Luke Schoonmaker, Round 2  
DeMarvion Overshown, Round 3  
Asim Richards, Round 5  
Deuce Vaughn, Round 6  
Jalen Brooks, Round 7  
Brandon Aubrey, FA  
T.J. Bass, UDFA  
Brandin Cooks, Trades (HOU)  
Buddy Johnson, FA  
Trey Lance, Trades (SF)  
Hunter Luepke, UDFA  
Trent Sieg, FA  
John Stephens, UDFA  
Tyrus Wheat, UDFA

### **2024 (11)**

Tyler Guyton, Round 1  
Marshawn Kneeland, Round 2  
Cooper Beebe, Round 3  
Marist Liufau, Round 3  
Caelen Carson, Round 5  
Ryan Flourney, Round 6  
Andrew Booth, Trades (MIN)  
Linval Joseph, FA  
Eric Kendricks, FA  
Jordan Phillips, Trades (NYG)  
Brevyn Spann-Ford, UDFA

## 2024 TRANSACTIONS BY DATE

- Jan. 15.....Signed **Earl Bostick, Josh Butler, Jalen Cropper, Princeton Fant, Buddy Johnson, Durrell Johnson, Racey McMath** and **Sheldrick Redwine** as Reserve/Future.
- Jan. 16.....Signed **Dakoda Shepley** as Reserve/Future.
- Jan. 17.....Signed **Martavis Bryant, Snoop Conner** and **Malik Davis** as Reserve/Future.
- March 6.....Signed **Carl Davis**.
- March 14...Signed **Jourdan Lewis** and **Trent Sieg**.
- March 15...Signed **C.J. Goodwin** and **Eric Kendricks**.
- March 19...Signed **Rico Dowdle**.
- April 11.....Signed **Chuma Edoga**.
- April 16 .....Signed **Royce Freeman**.
- April 29 .....Signed **Damien Wilson**.
- April 30 .....Signed **Tyron Billy-Johnson**.
- May 8.....Released **Martavis Bryant**.
- May 10.....Signed **Cooper Beebee, Caelen Carson, Corey Crooms, Denzel Daxon, Josh DeBerry, Ryan Flournoy, Tyler Guyton, Alec Holler, Cam Johnson, Emany Johnson, Jason Johnson, Marist Liufau, Brock Mogensen, Nathaniel Peat, Justin Rogers, Brevyn Spann-Ford, Nate Thomas, Byron Vaughns** and **Julius Wood**.
- June 11 .....Signed **Marshawn Kneeland**.
- June 18.....Signed **Gareon Conley** and **Willie Harvey**.
- July 25 .....Placed **Trevon Diggs** on Active/PUP.
- July 27 .....Signed **Deontay Burnett** and **Kelvin Harmon** and released **Gareon Conley**.
- July 28 .....Acquired **Kemon Hall** off waivers from San Francisco.
- July 30 .....**Trevon Diggs** passed his physical and was removed from Active/PUP.
- August 1 ...Signed **Al-Quadin Muhammad** and **Shaka Toney** and waived/injured **Corey Crooms**.
- August 6 ...Waived **Byron Vaughns**, placed **CeeDee Lamb** on Reserve/Did Not Report, placed **Sam Williams** on Reserve/Injured and signed **Darius Harris, Albert Huggins** and **Nick Vigil**.
- August 9 ...Traded **Nahshon Wright** to Minnesota for **Andrew Booth**.
- August 14 .Waived/Injured **Shaka Toney** and signed **Cohl Cabral**.
- August 15 .Released **Carl Davis** and acquired **Jordan Phillips** via trade from the N.Y. Giants.
- August 18 .Placed **Earl Bostick** on Reserve/Injured and signed **Carl Lawson**.
- August 20 .Released **Sheldrick Redwine**.
- August 26 .Waived **Deontay Burnett, Cohl Cabral, Josh DeBerry, Willie Harvey, Alec Holler, Cam Johnson, Jason Johnson, Nathaniel Peat** and **Eric Scott**. Waived/Injured **David Durden, Viliami Fehoko** and **Durrell Johnson**. Released **Tyron Billy-Johnson, Albert Huggins** and **Damien Wilson**.
- August 27 .Waived **Josh Ball, Josh Butler, Snoop Conner, Jalen Cropper, Malik Davis, Denzel Daxon, Princeton Fant, Kemon Hall, Kelvin Harmon, Emany Johnson, Racey McMath, Brock Mogensen, Justin Rogers, Julius Wood**. Released **Royce Freeman, Darius Harris, Carl Lawson, Dakoda Shepley** and **Nick Vigil**. Placed **DaRon Bland** on Reserve/Injured - Designated for Return and **Nate Thomas** on Reserve/Injured. Signed **Linval Joseph**. Placed **CeeDee Lamb** on Reserve/Exempt.
- August 28 .Signed **Josh Ball, Josh Butler, Jalen Cropper, Malik Davis, Denzel Daxon, Princeton Fant, Kemon Hall, Darius Harris, Kelvin Harmon, Emany Johnson, Carl Lawson, Brock Mogensen, Dakoda Shepley** and **Nick Vigil** to the practice squad. Released **Al-Quadin Muhammad**.
- August 29 .Signed **Dalvin Cook, Amani Oruwariye** and **Phil Hoskins** to the practice squad and placed **Chuma Edoga** on Reserve/Injured.
- Sept. 7 .....Activated **CeeDee Lamb** from Reserve/Exempt.





# **TEAM AND INDIVIDUAL STATS**

# 2024 DALLAS COWBOYS STATISTICS

## WON 1, LOST 0

9/8 W 33-17 at Cleveland 67,431

## 2024 TEAM STATISTICS

|                                  | DAL           | OPP.          |
|----------------------------------|---------------|---------------|
| <b>FIRST DOWNS</b>               | <b>15</b>     | <b>15</b>     |
| Rushing                          | 7             | 5             |
| Passing                          | 8             | 8             |
| Penalty                          | 0             | 2             |
| Third Down-Made/Att              | 4/14          | 2/15          |
| Third Down Efficiency            | 28.6%         | 13.3%         |
| Fourth Down-Made/Att             | 0/0           | 3/5           |
| Fourth Down Efficiency           | 0.0%          | 60.0%         |
| <b>TOTAL NET YARDS</b>           | <b>265</b>    | <b>230</b>    |
| Avg. Per Game                    | 265.0         | 230.0         |
| Total Plays                      | 60            | 70            |
| Avg. Per Play                    | 4.4           | 3.3           |
| <b>NET YARDS RUSHING</b>         | <b>102</b>    | <b>93</b>     |
| Avg. Per Game                    | 102.0         | 93.0          |
| Total Rushes                     | 25            | 19            |
| Avg. Per Rush                    | 4.1           | 4.9           |
| <b>NET YARDS PASSING</b>         | <b>163</b>    | <b>137</b>    |
| Avg. Per Game                    | 163.0         | 137.0         |
| Sacked/Yards Lost                | 3/16          | 6/32          |
| Gross Yards                      | 179           | 169           |
| Attempts/Completions             | 32/19         | 45/24         |
| Pct. of Completion               | 59.4%         | 53.3%         |
| Had Intercepted                  | 0             | 2             |
| <b>PUNTS/AVERAGE</b>             | <b>6/49.0</b> | <b>7/51.0</b> |
| Net Punting Average              | 37.0          | 37.3          |
| <b>PUNT RETURN/AVG.</b>          | <b>5/19.2</b> | <b>5/14.4</b> |
| <b>KICKOFF RETURN/AVG.</b>       | <b>1/34.0</b> | <b>4/24.3</b> |
| <b>INTERCEPTION RETURN/AVG.</b>  | <b>2/4.5</b>  | <b>0/0.0</b>  |
| <b>PENALTIES/YARDS</b>           | <b>11/85</b>  | <b>11/64</b>  |
| <b>FUMBLES/BALL LOST</b>         | <b>1/0</b>    | <b>1/0</b>    |
| <b>TOUCHDOWNS</b>                | <b>3</b>      | <b>2</b>      |
| Rushing                          | 1             | 1             |
| Passing                          | 1             | 1             |
| Returns                          | 1             | 0             |
| <b>EXTRA POINTS/ATTEMPTS</b>     | <b>3/3</b>    | <b>2/2</b>    |
| <b>TWO POINT CONVERSION/ATT.</b> | <b>0/0</b>    | <b>0/0</b>    |
| <b>FIELD GOALS/ATTEMPTS</b>      | <b>4/4</b>    | <b>1/1</b>    |
| <b>AVG. TIME OF POSSESSION</b>   | <b>29:06</b>  | <b>30:54</b>  |

| SCORE BY PERIODS | Q1 | Q2 | Q3 | Q4 | OT | PTS |
|------------------|----|----|----|----|----|-----|
| TEAM             | 7  | 13 | 10 | 3  | 0  | 33  |
| OPPONENTS        | 3  | 0  | 7  | 7  | 0  | 17  |

| SCORING    | TD | RU | PA | RT | PAT | FG  | 2PT | S | PTS |
|------------|----|----|----|----|-----|-----|-----|---|-----|
| B. Aubrey  | 0  | 0  | 0  | 0  | 3/3 | 4/4 | 0   | 0 | 15  |
| B. Cooks   | 1  | 0  | 1  | 0  | 0/0 | 0/0 | 0   | 0 | 6   |
| E. Elliott | 1  | 1  | 0  | 0  | 0/0 | 0/0 | 0   | 0 | 6   |
| K. Turpin  | 1  | 0  | 0  | 1  | 0/0 | 0/0 | 0   | 0 | 6   |
| TEAM       | 3  | 1  | 1  | 1  | 3/3 | 4/4 | 0   | 0 | 33  |
| OPPONENTS  | 2  | 1  | 1  | 0  | 2/2 | 1/1 | 0   | 0 | 17  |

2-Pt Conv: TM 0-0, OPP 0-0

SACKS: E. Kendricks 2.0, D. Lawrence 2.0, M. Parsons 1.0, D. Overshown 1.0, TM 6.0, OPP 3.0

FUM/LOST: D. Prescott 1/0, TM 1/0, OPP 1/0

| PASSING     | ATT | CMP | YDS | CMP% | YDS/ATT | TD | TD% | INT | INT% | LONG | SACK/LOST | RATING |
|-------------|-----|-----|-----|------|---------|----|-----|-----|------|------|-----------|--------|
| D. Prescott | 32  | 19  | 179 | 59.4 | 5.6     | 1  | 3.1 | 0   | 0.0  | 34   | 3/16      | 85.3   |
| TEAM        | 32  | 19  | 179 | 59.4 | 5.6     | 1  | 3.1 | 0   | 0.0  | 34   | 3.0/16    | 85.3   |
| OPPONENTS   | 45  | 24  | 169 | 53.3 | 3.8     | 1  | 2.2 | 2   | 4.4  | 29   | 6.0/32    | 51.1   |

| RUSHING     | NO. | YDS | AVG  | LONG | TD |
|-------------|-----|-----|------|------|----|
| E. Elliott  | 10  | 40  | 4.0  | 9    | 1  |
| R. Dowdle   | 8   | 26  | 3.3  | 10   | 0  |
| C. Lamb     | 3   | 25  | 8.3  | 12   | 0  |
| B. Cooks    | 1   | 5   | 5.0  | 5    | 0  |
| D. Vaughn   | 1   | 4   | 4.0  | 4    | 0  |
| D. Prescott | 1   | 3   | 3.0  | 3    | 0  |
| C. Rush     | 1   | -1  | -1.0 | -1   | 0  |
| TEAM        | 25  | 102 | 4.1  | 12   | 1  |
| OPPONENTS   | 19  | 93  | 4.9  | 16   | 1  |

| RECEIVING   | NO. | YDS | AVG  | LONG | TD |
|-------------|-----|-----|------|------|----|
| C. Lamb     | 5   | 61  | 12.2 | 34   | 0  |
| B. Cooks    | 4   | 40  | 10.0 | 21t  | 1  |
| J. Ferguson | 3   | 15  | 5.0  | 7    | 0  |
| H. Luepke   | 2   | 18  | 9.0  | 12   | 0  |
| J. Tolbert  | 1   | 12  | 12.0 | 12   | 0  |
| E. Elliott  | 2   | 9   | 4.5  | 9    | 0  |
| J. Brooks   | 1   | 18  | 18.0 | 18   | 0  |
| R. Dowdle   | 1   | 6   | 6.0  | 6    | 0  |
| K. Turpin   | 0   | 0   | 0.0  | 0    | 0  |
| TEAM        | 19  | 179 | 9.4  | 34   | 1  |
| OPPONENTS   | 24  | 169 | 7.0  | 29   | 1  |

| INTERCEPTIONS | NO. | YDS | AVG | LONG | TD |
|---------------|-----|-----|-----|------|----|
| E. Kendricks  | 1   | 8   | 8.0 | 8    | 0  |
| T. Diggs      | 1   | 1   | 1.0 | 1    | 0  |
| TEAM          | 2   | 9   | 4.5 | 8    | 0  |

| PUNTING   | NO. | YDS | AVG  | NET  | TB | IN | LG | B |
|-----------|-----|-----|------|------|----|----|----|---|
| B. Anger  | 6   | 294 | 49.0 | 37.0 | 0  | 0  | 59 | 0 |
| TEAM      | 6   | 294 | 49.0 | 37.0 | 0  | 0  | 59 | 0 |
| OPPONENTS | 7   | 357 | 51.0 | 37.3 | 0  | 1  | 62 | 0 |

| PUNT RETURNS | RET | FC | YDS | AVG  | LONG | TD |
|--------------|-----|----|-----|------|------|----|
| K. Turpin    | 5   | 0  | 96  | 19.2 | 60t  | 1  |
| TEAM         | 5   | 0  | 96  | 19.2 | 60t  | 1  |
| OPPONENTS    | 5   | 0  | 72  | 14.4 | 28   | 0  |

| KICKOFF RETURNS | NO. | YDS | AVG  | LONG | TD |
|-----------------|-----|-----|------|------|----|
| K. Turpin       | 1   | 34  | 34.0 | 34   | 0  |
| TEAM            | 1   | 34  | 34.0 | 34   | 0  |
| OPPONENTS       | 4   | 97  | 24.3 | 28   | 0  |

| FIELD GOALS | 1-19 | 20-29 | 30-39 | 40-49 | 50+ |
|-------------|------|-------|-------|-------|-----|
| B. Aubrey   | 0/0  | 0/0   | 0/0   | 2/2   | 2/2 |
| TEAM        | 0/0  | 0/0   | 0/0   | 2/2   | 2/2 |
| OPPONENTS   | 0/0  | 0/0   | 0/0   | 0/0   | 1/1 |

B. Aubrey: (57, 40, 50, 46)

OPP: (51)

# 2024 DALLAS COWBOYS DEFENSIVE STATISTICS

| RNK | PLAYER               | TKL | AST | TOTAL | SACKS/YDS | TFL/YDS | QBPR | FR | FF | INT/YDS | PD |
|-----|----------------------|-----|-----|-------|-----------|---------|------|----|----|---------|----|
| 1.  | Overshown, DeMarvion | 5   | 4   | 9     | 1.0/-3    |         | 1    |    |    |         |    |
| 2.  | Kendricks, Eric      | 4   | 4   | 8     | 2.0/-8    |         | 1    |    |    | 1/8     | 1  |
| 3.  | Lewis, Jourdan       | 3   | 3   | 6     |           |         |      |    |    |         |    |
| 4.  | Diggs, Trevon        | 4   | 1   | 5     |           |         |      |    |    | 1/1     | 2  |
| 5.  | Hooker, Malik        | 2   | 3   | 5     |           |         |      |    |    |         |    |
| 6.  | Carson, Caelen       | 4   | 0   | 4     |           |         |      |    |    |         | 2  |
| 7.  | Clark, Damone        | 2   | 2   | 4     |           |         |      |    |    |         |    |
|     | Kneeland, Marshawn   | 2   | 2   | 4     |           |         | 4    |    |    |         | 1  |
| 9.  | Lawrence, DeMarcus   | 2   | 1   | 3     | 2.0/-16   | 1/-2    | 5    |    | 1  |         |    |
|     | Parsons, Micah       | 2   | 1   | 3     | 1.0/-5    |         | 11   |    |    |         | 1  |
| 11. | Odighizuwa, Osa      | 1   | 2   | 3     |           |         | 3    |    |    |         |    |
| 12. | Golston, Chauncey    | 0   | 2   | 2     |           |         | 3    |    |    |         |    |
|     | Wilson, Donovan      | 0   | 2   | 2     |           |         |      |    |    |         | 1  |
| 14. | Liufau, Marist       | 1   | 0   | 1     |           |         | 1    |    |    |         |    |
|     | Thomas, Juanyeh      | 1   | 0   | 1     |           |         |      |    |    |         |    |
| 16. | Joseph, Linval       | 0   | 1   | 1     |           |         |      |    |    |         |    |
|     | Phillips, Jordan     | 0   | 1   | 1     |           |         | 2    |    |    |         |    |
|     | Vigil, Nick          | 0   | 1   | 1     |           |         |      |    |    |         |    |

Ast=Assist, TFL=Tackle for a Loss, QBPR=Pressures, Int=Interception, FR=Fumble Recovery, FF=Forced Fumble, PD=Pass Defense

| 2024 COWBOYS SPECIAL TEAMS |                      |   |   |     |    |    |    |
|----------------------------|----------------------|---|---|-----|----|----|----|
| RNK                        | PLAYER               | S | A | TOT | FF | FR | BL |
| 1.                         | Bell, Markquese      | 2 | 0 | 2   |    |    |    |
|                            | Brooks, Jalen        | 2 | 0 | 2   |    |    |    |
|                            | Sieg, Trent          | 2 | 0 | 2   |    |    |    |
| 4.                         | Overshown, DeMarvion | 1 | 1 | 2   |    |    |    |
| 5.                         | Liufau, Marist       | 1 | 0 | 1   |    |    |    |
|                            | Vigil, Nick          | 1 | 0 | 1   |    |    |    |
| 7.                         | Luepke, Hunter       | 0 | 1 | 1   |    |    |    |
|                            | Wheat, Tyrus         | 0 | 1 | 1   |    |    |    |

| DEFENSIVE STATS BY RANK |    |                 |     |                  |    |               |    |
|-------------------------|----|-----------------|-----|------------------|----|---------------|----|
| PRESSURES               |    | SACKS           |     | TACKLES FOR LOSS |    | INTERCEPTIONS |    |
| PLAYER                  | NO | PLAYER          | NO  | PLAYER           | NO | PLAYER        | NO |
| 1. M. Parsons           | 11 | 1. E. Kendricks | 2.0 | 1. D. Lawrence   | 1  | 1. T. Diggs   | 1  |
| 2. D. Lawrence          | 5  | D. Lawrence     | 2.0 |                  |    | E. Kendricks  | 1  |
| 3. M. Kneeland          | 4  | 3. D. Overshown | 1.0 |                  |    |               |    |
| 4. C. Golston           | 3  | M. Parsons      | 1.0 |                  |    |               |    |
| O. Odighizuwa           | 3  |                 |     |                  |    |               |    |

| FORCED FUMBLES |    | FUMBLE RECOVERIES |    | PASSES DEFENSED |    |
|----------------|----|-------------------|----|-----------------|----|
| PLAYER         | NO | PLAYER            | NO | PLAYER          | NO |
| 1. D. Lawrence | 1  |                   |    | 1. C. Carson    | 2  |
|                |    |                   |    | T. Diggs        | 2  |
|                |    |                   |    | 3. E. Kendricks | 1  |
|                |    |                   |    | M. Kneeland     | 1  |
|                |    |                   |    | M. Parsons      | 1  |

# 2024 TEAM STATS

## COWBOYS

|                       | FIRST DOWNS |   |    |    | TOTAL OFF. |      |     | RUSHING |     |     | PASSING |        |     |     |   | INT BY DAL |     |    | PUNTS    | PUNT RETURNS |    |    |    | KO RETURNS |    |    | PEN.   | FUM.  | SCORING |     |     |      |     |      |     | T.O.P. |       |
|-----------------------|-------------|---|----|----|------------|------|-----|---------|-----|-----|---------|--------|-----|-----|---|------------|-----|----|----------|--------------|----|----|----|------------|----|----|--------|-------|---------|-----|-----|------|-----|------|-----|--------|-------|
|                       | T           | R | Pa | Pe | YDS        | PLYS | AVG | YDS     | ATT | AVG | YDS     | SKYD   | ATT | COM | I | NO         | YDS | TD | NO       | YDS          | FC | TD | NO | YDS        | TD | NO | NO-YDS | NO/LT | TD      | TDr | TDp | TDrt | PAT | 2-PT | FG  |        |       |
| 9/8 @ Cleveland       | 15          | 7 | 8  | 0  | 265        | 60   | 4.4 | 102     | 25  | 4.1 | 163     | 3 / 16 | 32  | 19  | 0 | 2          | 9   | 0  | 6 - 49.0 | 5            | 96 | 0  | 1  | 1          | 34 | 0  | 11     | - 85  | 1/0     | 3   | 1   | 1    | 1   | 3/3  | 0/0 | 4/4    | 29:06 |
| 9/15 NEW ORLEANS      |             |   |    |    |            |      |     |         |     |     |         |        |     |     |   |            |     |    |          |              |    |    |    |            |    |    |        |       |         |     |     |      |     |      |     |        |       |
| 9/22 BALTIMORE        |             |   |    |    |            |      |     |         |     |     |         |        |     |     |   |            |     |    |          |              |    |    |    |            |    |    |        |       |         |     |     |      |     |      |     |        |       |
| 9/26 @ N.Y. Giants    |             |   |    |    |            |      |     |         |     |     |         |        |     |     |   |            |     |    |          |              |    |    |    |            |    |    |        |       |         |     |     |      |     |      |     |        |       |
| 10/6 @ Pittsburgh     |             |   |    |    |            |      |     |         |     |     |         |        |     |     |   |            |     |    |          |              |    |    |    |            |    |    |        |       |         |     |     |      |     |      |     |        |       |
| 10/13 DETROIT         |             |   |    |    |            |      |     |         |     |     |         |        |     |     |   |            |     |    |          |              |    |    |    |            |    |    |        |       |         |     |     |      |     |      |     |        |       |
| 10/27 @ San Francisco |             |   |    |    |            |      |     |         |     |     |         |        |     |     |   |            |     |    |          |              |    |    |    |            |    |    |        |       |         |     |     |      |     |      |     |        |       |
| 11/3 @ Atlanta        |             |   |    |    |            |      |     |         |     |     |         |        |     |     |   |            |     |    |          |              |    |    |    |            |    |    |        |       |         |     |     |      |     |      |     |        |       |
| 11/10 PHILADELPHIA    |             |   |    |    |            |      |     |         |     |     |         |        |     |     |   |            |     |    |          |              |    |    |    |            |    |    |        |       |         |     |     |      |     |      |     |        |       |
| 11/18 HOUSTON         |             |   |    |    |            |      |     |         |     |     |         |        |     |     |   |            |     |    |          |              |    |    |    |            |    |    |        |       |         |     |     |      |     |      |     |        |       |
| 11/24 @ Washington    |             |   |    |    |            |      |     |         |     |     |         |        |     |     |   |            |     |    |          |              |    |    |    |            |    |    |        |       |         |     |     |      |     |      |     |        |       |
| 11/28 N.Y. GIANTS     |             |   |    |    |            |      |     |         |     |     |         |        |     |     |   |            |     |    |          |              |    |    |    |            |    |    |        |       |         |     |     |      |     |      |     |        |       |
| 12/9 CINCINNATI       |             |   |    |    |            |      |     |         |     |     |         |        |     |     |   |            |     |    |          |              |    |    |    |            |    |    |        |       |         |     |     |      |     |      |     |        |       |
| 12/15 @ Carolina      |             |   |    |    |            |      |     |         |     |     |         |        |     |     |   |            |     |    |          |              |    |    |    |            |    |    |        |       |         |     |     |      |     |      |     |        |       |
| 12/22 TAMPA BAY       |             |   |    |    |            |      |     |         |     |     |         |        |     |     |   |            |     |    |          |              |    |    |    |            |    |    |        |       |         |     |     |      |     |      |     |        |       |
| 12/29 @ Philadelphia  |             |   |    |    |            |      |     |         |     |     |         |        |     |     |   |            |     |    |          |              |    |    |    |            |    |    |        |       |         |     |     |      |     |      |     |        |       |
| TBD WASHINGTON        |             |   |    |    |            |      |     |         |     |     |         |        |     |     |   |            |     |    |          |              |    |    |    |            |    |    |        |       |         |     |     |      |     |      |     |        |       |
| <b>2024 Totals</b>    | 15          | 7 | 8  | 0  | 265        | 60   | 4.4 | 102     | 25  | 4.1 | 163     | 3 / 16 | 32  | 19  | 0 | 2          | 9   | 0  | 6 - 49.0 | 5            | 96 | 0  | 1  | 1          | 34 | 0  | 11     | - 85  | 1/0     | 3   | 1   | 1    | 1   | 3/3  | 0/0 | 4/4    | 29:06 |

3rd DOWN EFFICIENCY

|                    |      |       |
|--------------------|------|-------|
| 9/8 at Cleveland   | 4/14 | 28.6% |
| 9/15 NEW ORLEANS   |      |       |
| 9/22 BALTIMORE     |      |       |
| 9/26 @ N.Y. Giants |      |       |
| 10/6 @ Pittsburgh  |      |       |

|                       |
|-----------------------|
| 10/13 DETROIT         |
| 10/27 @ San Francisco |
| 11/3 @ Atlanta        |
| 11/10 PHILADELPHIA    |

|                    |
|--------------------|
| 11/18 HOUSTON      |
| 11/24 @ Washington |
| 11/28 N.Y. GIANTS  |
| 12/9 CINCINNATI    |

|                      |
|----------------------|
| 12/15 @ Carolina     |
| 12/22 TAMPA BAY      |
| 12/29 @ Philadelphia |
| TBD WASHINGTON       |

|                     |
|---------------------|
| <b>SEASON TOTAL</b> |
| 4 / 14    28.6%     |

## OPPONENTS

|                       | FIRST DOWNS |   |    |    | TOTAL OFF. |      |     | RUSHING |     |     | PASSING |        |     |     |   | INT BY OPP |     |    | PUNTS    | PUNT RETURNS |    |    |    | KO RETURNS |    |    | PEN.   | FUM.  | SCORING |     |     |      |     |      |     | T.O.P. |       |  |
|-----------------------|-------------|---|----|----|------------|------|-----|---------|-----|-----|---------|--------|-----|-----|---|------------|-----|----|----------|--------------|----|----|----|------------|----|----|--------|-------|---------|-----|-----|------|-----|------|-----|--------|-------|--|
|                       | T           | R | Pa | Pe | YDS        | PLYS | AVG | YDS     | ATT | AVG | YDS     | SKYD   | ATT | COM | I | NO         | YDS | TD | NO       | YDS          | FC | TD | NO | YDS        | TD | NO | NO-YDS | NO/LT | TD      | TDr | TDp | TDrt | PAT | 2-PT | FG  |        |       |  |
| 9/8 @ Cleveland       | 15          | 5 | 8  | 2  | 230        | 70   | 3.3 | 93      | 19  | 4.9 | 137     | 6 / 32 | 45  | 24  | 2 | 0          | 0   | 0  | 7 - 51.0 | 5            | 72 | 0  | 0  | 4          | 97 | 0  | 11     | - 64  | 1/0     | 2   | 1   | 1    | 0   | 2/2  | 0/0 | 1/1    | 30:54 |  |
| 9/15 NEW ORLEANS      |             |   |    |    |            |      |     |         |     |     |         |        |     |     |   |            |     |    |          |              |    |    |    |            |    |    |        |       |         |     |     |      |     |      |     |        |       |  |
| 9/22 BALTIMORE        |             |   |    |    |            |      |     |         |     |     |         |        |     |     |   |            |     |    |          |              |    |    |    |            |    |    |        |       |         |     |     |      |     |      |     |        |       |  |
| 9/26 @ N.Y. Giants    |             |   |    |    |            |      |     |         |     |     |         |        |     |     |   |            |     |    |          |              |    |    |    |            |    |    |        |       |         |     |     |      |     |      |     |        |       |  |
| 10/6 @ Pittsburgh     |             |   |    |    |            |      |     |         |     |     |         |        |     |     |   |            |     |    |          |              |    |    |    |            |    |    |        |       |         |     |     |      |     |      |     |        |       |  |
| 10/13 DETROIT         |             |   |    |    |            |      |     |         |     |     |         |        |     |     |   |            |     |    |          |              |    |    |    |            |    |    |        |       |         |     |     |      |     |      |     |        |       |  |
| 10/27 @ San Francisco |             |   |    |    |            |      |     |         |     |     |         |        |     |     |   |            |     |    |          |              |    |    |    |            |    |    |        |       |         |     |     |      |     |      |     |        |       |  |
| 11/3 @ Atlanta        |             |   |    |    |            |      |     |         |     |     |         |        |     |     |   |            |     |    |          |              |    |    |    |            |    |    |        |       |         |     |     |      |     |      |     |        |       |  |
| 11/10 PHILADELPHIA    |             |   |    |    |            |      |     |         |     |     |         |        |     |     |   |            |     |    |          |              |    |    |    |            |    |    |        |       |         |     |     |      |     |      |     |        |       |  |
| 11/18 HOUSTON         |             |   |    |    |            |      |     |         |     |     |         |        |     |     |   |            |     |    |          |              |    |    |    |            |    |    |        |       |         |     |     |      |     |      |     |        |       |  |
| 11/24 @ Washington    |             |   |    |    |            |      |     |         |     |     |         |        |     |     |   |            |     |    |          |              |    |    |    |            |    |    |        |       |         |     |     |      |     |      |     |        |       |  |
| 11/28 N.Y. GIANTS     |             |   |    |    |            |      |     |         |     |     |         |        |     |     |   |            |     |    |          |              |    |    |    |            |    |    |        |       |         |     |     |      |     |      |     |        |       |  |
| 12/9 CINCINNATI       |             |   |    |    |            |      |     |         |     |     |         |        |     |     |   |            |     |    |          |              |    |    |    |            |    |    |        |       |         |     |     |      |     |      |     |        |       |  |
| 12/15 @ Carolina      |             |   |    |    |            |      |     |         |     |     |         |        |     |     |   |            |     |    |          |              |    |    |    |            |    |    |        |       |         |     |     |      |     |      |     |        |       |  |
| 12/22 TAMPA BAY       |             |   |    |    |            |      |     |         |     |     |         |        |     |     |   |            |     |    |          |              |    |    |    |            |    |    |        |       |         |     |     |      |     |      |     |        |       |  |
| 12/29 @ Philadelphia  |             |   |    |    |            |      |     |         |     |     |         |        |     |     |   |            |     |    |          |              |    |    |    |            |    |    |        |       |         |     |     |      |     |      |     |        |       |  |
| TBD WASHINGTON        |             |   |    |    |            |      |     |         |     |     |         |        |     |     |   |            |     |    |          |              |    |    |    |            |    |    |        |       |         |     |     |      |     |      |     |        |       |  |
| <b>2024 Totals</b>    | 15          | 5 | 8  | 2  | 230        | 70   | 3.3 | 93      | 19  | 4.9 | 137     | 6 / 32 | 45  | 24  | 2 | 0          | 0   | 0  | 7 - 51.0 | 5            | 72 | 0  | 0  | 4          | 97 | 0  | 11     | - 64  | 1/0     | 2   | 1   | 1    | 0   | 2/2  | 0/0 | 1/1    | 30:54 |  |

3rd DOWN EFFICIENCY

|                    |      |       |
|--------------------|------|-------|
| 9/8 at Cleveland   | 4/14 | 28.6% |
| 9/15 NEW ORLEANS   |      |       |
| 9/22 BALTIMORE     |      |       |
| 9/26 @ N.Y. Giants |      |       |
| 10/6 @ Pittsburgh  |      |       |

|                       |
|-----------------------|
| 10/13 DETROIT         |
| 10/27 @ San Francisco |
| 11/3 @ Atlanta        |
| 11/10 PHILADELPHIA    |

|                    |
|--------------------|
| 11/18 HOUSTON      |
| 11/24 @ Washington |
| 11/28 N.Y. GIANTS  |
| 12/9 CINCINNATI    |

|                      |
|----------------------|
| 12/15 @ Carolina     |
| 12/22 TAMPA BAY      |
| 12/29 @ Philadelphia |
| TBD WASHINGTON       |

|                     |
|---------------------|
| <b>SEASON TOTAL</b> |
| 2 / 15    13.3%     |





# GAME-BY-GAME PLAYER PARTICIPATION

| PLAYERS             | AT CLE |      |      |      |      |       |       |      |       |       |       |       |      |       |       |       |     |    |    |     |   |
|---------------------|--------|------|------|------|------|-------|-------|------|-------|-------|-------|-------|------|-------|-------|-------|-----|----|----|-----|---|
|                     | 9/8    | 9/15 | 9/22 | 9/26 | 10/6 | 10/13 | 10/27 | 11/3 | 11/10 | 11/18 | 11/24 | 11/28 | 12/9 | 12/15 | 12/22 | 12/29 | 1/5 | GP | GS | DNP | I |
| Bryan Anger         | P      | -    | -    | -    | -    | -     | -     | -    | -     | -     | -     | -     | -    | -     | -     | -     | -   | 1  | 0  | 0   | 0 |
| Brandon Aubrey      | P      | -    | -    | -    | -    | -     | -     | -    | -     | -     | -     | -     | -    | -     | -     | -     | -   | 1  | 0  | 0   | 0 |
| Josh Ball           | PS     | -    | -    | -    | -    | -     | -     | -    | -     | -     | -     | -     | -    | -     | -     | -     | -   | 0  | 0  | 0   | 0 |
| T.J. Bass           | P      | -    | -    | -    | -    | -     | -     | -    | -     | -     | -     | -     | -    | -     | -     | -     | -   | 1  | 0  | 0   | 0 |
| Cooper Beebe        | C      | -    | -    | -    | -    | -     | -     | -    | -     | -     | -     | -     | -    | -     | -     | -     | -   | 1  | 1  | 0   | 0 |
| Markquese Bell      | P      | -    | -    | -    | -    | -     | -     | -    | -     | -     | -     | -     | -    | -     | -     | -     | -   | 1  | 0  | 0   | 0 |
| DaRon Bland         | IR     | -    | -    | -    | -    | -     | -     | -    | -     | -     | -     | -     | -    | -     | -     | -     | -   | 0  | 0  | 0   | 0 |
| Andrew Booth        | D      | -    | -    | -    | -    | -     | -     | -    | -     | -     | -     | -     | -    | -     | -     | -     | -   | 0  | 0  | 0   | 1 |
| Earl Bostick        | IR     | -    | -    | -    | -    | -     | -     | -    | -     | -     | -     | -     | -    | -     | -     | -     | -   | 0  | 0  | 0   | 0 |
| Jalen Brooks        | P      | -    | -    | -    | -    | -     | -     | -    | -     | -     | -     | -     | -    | -     | -     | -     | -   | 1  | 0  | 0   | 0 |
| Josh Butler         | PS     | -    | -    | -    | -    | -     | -     | -    | -     | -     | -     | -     | -    | -     | -     | -     | -   | 0  | 0  | 0   | 0 |
| Caelen Carson       | CB     | -    | -    | -    | -    | -     | -     | -    | -     | -     | -     | -     | -    | -     | -     | -     | -   | 1  | 1  | 0   | 0 |
| Damone Clark        | P      | -    | -    | -    | -    | -     | -     | -    | -     | -     | -     | -     | -    | -     | -     | -     | -   | 1  | 0  | 0   | 0 |
| Dalvin Cook         | PS     | -    | -    | -    | -    | -     | -     | -    | -     | -     | -     | -     | -    | -     | -     | -     | -   | 0  | 0  | 0   | 0 |
| Brandin Cooks       | WR     | -    | -    | -    | -    | -     | -     | -    | -     | -     | -     | -     | -    | -     | -     | -     | -   | 1  | 1  | 0   | 0 |
| Jalen Cropper       | PS     | -    | -    | -    | -    | -     | -     | -    | -     | -     | -     | -     | -    | -     | -     | -     | -   | 0  | 0  | 0   | 0 |
| Malik Davis         | PS     | -    | -    | -    | -    | -     | -     | -    | -     | -     | -     | -     | -    | -     | -     | -     | -   | 0  | 0  | 0   | 0 |
| Denzel Daxon        | PS     | -    | -    | -    | -    | -     | -     | -    | -     | -     | -     | -     | -    | -     | -     | -     | -   | 0  | 0  | 0   | 0 |
| Trevon Diggs        | CB     | -    | -    | -    | -    | -     | -     | -    | -     | -     | -     | -     | -    | -     | -     | -     | -   | 1  | 1  | 0   | 0 |
| Rico Dowdle         | P      | -    | -    | -    | -    | -     | -     | -    | -     | -     | -     | -     | -    | -     | -     | -     | -   | 1  | 0  | 0   | 0 |
| David Durden        | IR     | -    | -    | -    | -    | -     | -     | -    | -     | -     | -     | -     | -    | -     | -     | -     | -   | 0  | 0  | 0   | 0 |
| Chuma Edoga         | IR     | -    | -    | -    | -    | -     | -     | -    | -     | -     | -     | -     | -    | -     | -     | -     | -   | 0  | 0  | 0   | 0 |
| Ezekiel Elliott     | RB     | -    | -    | -    | -    | -     | -     | -    | -     | -     | -     | -     | -    | -     | -     | -     | -   | 1  | 1  | 0   | 0 |
| Princeton Fant      | PS     | -    | -    | -    | -    | -     | -     | -    | -     | -     | -     | -     | -    | -     | -     | -     | -   | 0  | 0  | 0   | 0 |
| Viliami Fehoko      | IR     | -    | -    | -    | -    | -     | -     | -    | -     | -     | -     | -     | -    | -     | -     | -     | -   | 0  | 0  | 0   | 0 |
| Jake Ferguson       | TE     | -    | -    | -    | -    | -     | -     | -    | -     | -     | -     | -     | -    | -     | -     | -     | -   | 1  | 1  | 0   | 0 |
| Ryan Flournoy       | D      | -    | -    | -    | -    | -     | -     | -    | -     | -     | -     | -     | -    | -     | -     | -     | -   | 0  | 0  | 0   | 1 |
| Chauncey Golston    | P      | -    | -    | -    | -    | -     | -     | -    | -     | -     | -     | -     | -    | -     | -     | -     | -   | 1  | 0  | 0   | 0 |
| C.J. Goodwin        | P      | -    | -    | -    | -    | -     | -     | -    | -     | -     | -     | -     | -    | -     | -     | -     | -   | 1  | 0  | 0   | 0 |
| Tyler Guyton        | LT     | -    | -    | -    | -    | -     | -     | -    | -     | -     | -     | -     | -    | -     | -     | -     | -   | 1  | 1  | 0   | 0 |
| Kemon Hall          | PS     | -    | -    | -    | -    | -     | -     | -    | -     | -     | -     | -     | -    | -     | -     | -     | -   | 0  | 0  | 0   | 0 |
| Kelvin Harmon       | PS     | -    | -    | -    | -    | -     | -     | -    | -     | -     | -     | -     | -    | -     | -     | -     | -   | 0  | 0  | 0   | 0 |
| Darius Harris       | PS     | -    | -    | -    | -    | -     | -     | -    | -     | -     | -     | -     | -    | -     | -     | -     | -   | 0  | 0  | 0   | 0 |
| Brock Hoffman       | P      | -    | -    | -    | -    | -     | -     | -    | -     | -     | -     | -     | -    | -     | -     | -     | -   | 1  | 0  | 0   | 0 |
| Malik Hooker        | S      | -    | -    | -    | -    | -     | -     | -    | -     | -     | -     | -     | -    | -     | -     | -     | -   | 1  | 1  | 0   | 0 |
| Buddy Johnson       | D      | -    | -    | -    | -    | -     | -     | -    | -     | -     | -     | -     | -    | -     | -     | -     | -   | 0  | 0  | 0   | 1 |
| Durrell Johnson     | IR     | -    | -    | -    | -    | -     | -     | -    | -     | -     | -     | -     | -    | -     | -     | -     | -   | 0  | 0  | 0   | 0 |
| Emany Johnson       | PS     | -    | -    | -    | -    | -     | -     | -    | -     | -     | -     | -     | -    | -     | -     | -     | -   | 0  | 0  | 0   | 0 |
| Linval Joseph       | P      | -    | -    | -    | -    | -     | -     | -    | -     | -     | -     | -     | -    | -     | -     | -     | -   | 1  | 0  | 0   | 0 |
| Eric Kendricks      | LB     | -    | -    | -    | -    | -     | -     | -    | -     | -     | -     | -     | -    | -     | -     | -     | -   | 1  | 1  | 0   | 0 |
| Marshawn Kneeland   | P      | -    | -    | -    | -    | -     | -     | -    | -     | -     | -     | -     | -    | -     | -     | -     | -   | 1  | 0  | 0   | 0 |
| Ceedee Lamb         | WR     | -    | -    | -    | -    | -     | -     | -    | -     | -     | -     | -     | -    | -     | -     | -     | -   | 1  | 1  | 0   | 0 |
| Trey Lance          | I-QB3  | -    | -    | -    | -    | -     | -     | -    | -     | -     | -     | -     | -    | -     | -     | -     | -   | 0  | 0  | 0   | 1 |
| DeMarcus Lawrence   | DE     | -    | -    | -    | -    | -     | -     | -    | -     | -     | -     | -     | -    | -     | -     | -     | -   | 1  | 1  | 0   | 0 |
| Carl Lawson         | PS     | -    | -    | -    | -    | -     | -     | -    | -     | -     | -     | -     | -    | -     | -     | -     | -   | 0  | 0  | 0   | 0 |
| Jourdan Lewis       | NCB    | -    | -    | -    | -    | -     | -     | -    | -     | -     | -     | -     | -    | -     | -     | -     | -   | 1  | 1  | 0   | 0 |
| Marist Liufau       | P      | -    | -    | -    | -    | -     | -     | -    | -     | -     | -     | -     | -    | -     | -     | -     | -   | 1  | 0  | 0   | 0 |
| Hunter Luepke       | P      | -    | -    | -    | -    | -     | -     | -    | -     | -     | -     | -     | -    | -     | -     | -     | -   | 1  | 0  | 0   | 0 |
| Zack Martin         | RG     | -    | -    | -    | -    | -     | -     | -    | -     | -     | -     | -     | -    | -     | -     | -     | -   | 1  | 1  | 0   | 0 |
| Brock Mogensen      | PS     | -    | -    | -    | -    | -     | -     | -    | -     | -     | -     | -     | -    | -     | -     | -     | -   | 0  | 0  | 0   | 0 |
| Israel Mukuamu      | P      | -    | -    | -    | -    | -     | -     | -    | -     | -     | -     | -     | -    | -     | -     | -     | -   | 1  | 0  | 0   | 0 |
| Osa Odighizuwa      | DT     | -    | -    | -    | -    | -     | -     | -    | -     | -     | -     | -     | -    | -     | -     | -     | -   | 1  | 1  | 0   | 0 |
| DeMarvion Overshown | LB     | -    | -    | -    | -    | -     | -     | -    | -     | -     | -     | -     | -    | -     | -     | -     | -   | 1  | 1  | 0   | 0 |
| Micah Parsons       | DE     | -    | -    | -    | -    | -     | -     | -    | -     | -     | -     | -     | -    | -     | -     | -     | -   | 1  | 1  | 0   | 0 |
| Dak Prescott        | QB     | -    | -    | -    | -    | -     | -     | -    | -     | -     | -     | -     | -    | -     | -     | -     | -   | 1  | 1  | 0   | 0 |
| Asim Richards       | P      | -    | -    | -    | -    | -     | -     | -    | -     | -     | -     | -     | -    | -     | -     | -     | -   | 1  | 0  | 0   | 0 |
| Cooper Rush         | P      | -    | -    | -    | -    | -     | -     | -    | -     | -     | -     | -     | -    | -     | -     | -     | -   | 1  | 0  | 0   | 0 |
| Luke Schoonmaker    | P      | -    | -    | -    | -    | -     | -     | -    | -     | -     | -     | -     | -    | -     | -     | -     | -   | 1  | 0  | 0   | 0 |
| Dakoda Shepley      | PS     | -    | -    | -    | -    | -     | -     | -    | -     | -     | -     | -     | -    | -     | -     | -     | -   | 0  | 0  | 0   | 0 |
| Trent Sieg          | P      | -    | -    | -    | -    | -     | -     | -    | -     | -     | -     | -     | -    | -     | -     | -     | -   | 1  | 0  | 0   | 0 |
| Mazi Smith          | NT     | -    | -    | -    | -    | -     | -     | -    | -     | -     | -     | -     | -    | -     | -     | -     | -   | 1  | 1  | 0   | 0 |
| Tyler Smith         | LG     | -    | -    | -    | -    | -     | -     | -    | -     | -     | -     | -     | -    | -     | -     | -     | -   | 1  | 1  | 0   | 0 |
| Brevyn Spann-Ford   | P      | -    | -    | -    | -    | -     | -     | -    | -     | -     | -     | -     | -    | -     | -     | -     | -   | 1  | 0  | 0   | 0 |
| Terence Steele      | RT     | -    | -    | -    | -    | -     | -     | -    | -     | -     | -     | -     | -    | -     | -     | -     | -   | 1  | 1  | 0   | 0 |
| John Stephens       | I      | -    | -    | -    | -    | -     | -     | -    | -     | -     | -     | -     | -    | -     | -     | -     | -   | 0  | 0  | 0   | 1 |
| Juanyeh Thomas      | P      | -    | -    | -    | -    | -     | -     | -    | -     | -     | -     | -     | -    | -     | -     | -     | -   | 1  | 0  | 0   | 0 |
| Nate Thomas         | IR     | -    | -    | -    | -    | -     | -     | -    | -     | -     | -     | -     | -    | -     | -     | -     | -   | 0  | 0  | 0   | 0 |
| Jalen Tolbert       | WR     | -    | -    | -    | -    | -     | -     | -    | -     | -     | -     | -     | -    | -     | -     | -     | -   | 1  | 1  | 0   | 0 |
| KaVontae Turpin     | P      | -    | -    | -    | -    | -     | -     | -    | -     | -     | -     | -     | -    | -     | -     | -     | -   | 1  | 0  | 0   | 0 |
| Deuce Vaughn        | P      | -    | -    | -    | -    | -     | -     | -    | -     | -     | -     | -     | -    | -     | -     | -     | -   | 1  | 0  | 0   | 0 |
| Nick Vigil          | P      | -    | -    | -    | -    | -     | -     | -    | -     | -     | -     | -     | -    | -     | -     | -     | -   | 1  | 0  | 0   | 0 |
| Matt Waletzko       | D      | -    | -    | -    | -    | -     | -     | -    | -     | -     | -     | -     | -    | -     | -     | -     | -   | 0  | 0  | 0   | 1 |
| Tyrus Wheat         | P      | -    | -    | -    | -    | -     | -     | -    | -     | -     | -     | -     | -    | -     | -     | -     | -   | 1  | 0  | 0   | 0 |
| Sam Williams        | IR     | -    | -    | -    | -    | -     | -     | -    | -     | -     | -     | -     | -    | -     | -     | -     | -   | 0  | 0  | 0   | 0 |
| Donovan Wilson      | S      | -    | -    | -    | -    | -     | -     | -    | -     | -     | -     | -     | -    | -     | -     | -     | -   | 1  | 1  | 0   | 0 |

**LEGEND:**  
 Position abbreviation indicated start, P=Played, D=Inactive, I-QB3=Inactive - QB3, I=Inactive/Injured, PS=Practice Squad, IR=Reserve/Injured, A=Not on Roster, \*=With Other Team

## 2024/2023 STATISTICAL COMPARISON

| COWBOYS OFFENSE                           | 2024   | 2023   | DIFFERENCE  |
|---|--------|--------|-------------|
| Wins                                      | 1      | 1      | 0           |
| Losses                                    | 0      | 0      | 0           |
| Points Scored                             | 33     | 40     | -7          |
| Touchdowns                                | 3      | 5      | -2          |
| Field Goals Made                          | 4      | 2      | <b>2</b>    |
| Field Goals Attempted                     | 4      | 2      | <b>2</b>    |
| Field Goal Percentage                     | 100.0% | 100.0% | 0.0%        |
| Third Down Efficiency                     | 28.6%  | 46.2%  | -17.6%      |
| Net Yards per Game                        | 265.0  | 265.0  | 0.0         |
| <i>NFL Rank -- Net Yds. per Game</i>      | 23     | 20     | 3           |
| Average Plays per Game                    | 60.0   | 55.0   | <b>5.0</b>  |
| Average Yards per Play                    | 4.4    | 4.8    | -0.4        |
| Rushing Yards per Game                    | 102.0  | 122.0  | -20.0       |
| <i>NFL Rank -- Rush Yds. per Game</i>     | 18     | 7      | 11          |
| Average Yards per Rush                    | 4.1    | 4.1    | 0.0         |
| Rushing Attempts per Game                 | 25.0   | 30.0   | -5.0        |
| Rushing Touchdowns                        | 1      | 3      | -2          |
| Net Passing Yards per Game                | 163.0  | 143.0  | <b>20.0</b> |
| <i>NFL Rank -- Net Pass Yds. per Game</i> | 17     | 23     | -6          |
| Yards per Pass Attempt                    | 5.6    | 5.7    | -0.1        |
| Passing Attempts                          | 32     | 25     | <b>7</b>    |
| Passing Completions                       | 19     | 13     | <b>6</b>    |
| Completion Percentage                     | 59.4%  | 52.0%  | <b>7.4%</b> |
| Passing Touchdowns                        | 1      | 0      | <b>1</b>    |
| Interceptions Thrown                      | 0      | 0      | 0           |
| Sacks Allowed                             | 3      | 0      | 3           |
| Fumbles                                   | 1      | 1      | 0           |
| Fumbles Lost                              | 0      | 0      | 0           |
| Penalties                                 | 11     | 5      | 6           |
| Penalty Yards                             | 85     | 35     | 50          |
| Gross Punting Average                     | 49.0   | 48.7   | <b>0.3</b>  |
| Net Punting Average                       | 33.0   | 36.3   | -3.3        |
| Punt Return Average                       | 19.2   | 8.5    | <b>10.7</b> |
| Kickoff Return Average                    | 34.0   | 0.0    | <b>34.0</b> |

| COWBOYS DEFENSE (OPPONENT)                | 2024   | 2023  | DIFFERENCE |
|---|--------|-------|------------|
| Points Allowed                            | 17     | 0     | 17         |
| Total Touchdowns Allowed                  | 2      | 0     | 2          |
| Field Goals Made                          | 1      | 0     | 1          |
| Field Goals Attempted                     | 1      | 2     | -1         |
| Field Goal Percentage                     | 100.0% | 0.0%  | 100.0%     |
| Third Down Efficiency                     | 13.3%  | 31.3% | -17.9%     |
| Net Yards per Game                        | 230.0  | 171.0 | 59.0       |
| <i>NFL Rank -- Net Yds. per Game</i>      | 5      | 2     | 3          |
| Average Plays per Game                    | 70.0   | 65.0  | 5.0        |
| Average Yards per Play                    | 3.3    | 2.6   | 0.7        |
| Rushing Yards per Game                    | 93.0   | 108.0 | -15.0      |
| <i>NFL Rank -- Rush Yds. per Game</i>     | 11     | 18    | -7         |
| Average Yards per Rush                    | 4.9    | 3.9   | 1.0        |
| Rushing Attempts per Game                 | 19.0   | 28.0  | -9.0       |
| Rushing Touchdowns Allowed                | 1      | 0     | 1          |
| Net Passing Yards per Game                | 137.0  | 63.0  | 74.0       |
| <i>NFL Rank -- Net Pass Yds. per Game</i> | 7      | 1     | 6          |
| Yards per Pass Attempt                    | 3.8    | 3.7   | 0.1        |
| Passing Attempts                          | 45     | 30    | 15         |
| Passing Completions                       | 24     | 17    | 7          |
| Completion Percentage                     | 53.3%  | 56.7% | -3.3%      |
| Passing Touchdowns Allowed                | 1      | 0     | 1          |
| Interceptions                             | 2      | 2     | 0          |
| Sacks                                     | 6      | 7     | -1         |
| Fumbles Caused                            | 1      | 5     | -4         |
| Fumbles Recovered                         | 0      | 1     | -1         |
| Penalties                                 | 11     | 6     | 5          |
| Penalty Yards                             | 64     | 72    | -8         |
| Gross Punting Average                     | 51.0   | 53.3  | -2.3       |
| Net Punting Average                       | 40.7   | 51.0  | -10.3      |
| Punt Return Average                       | 14.4   | 7.0   | 7.4        |
| Kickoff Return Average                    | 24.3   | 0.0   | 24.3       |

Bold indicates Cowboys improvement

# GAME-BY-GAME STARTERS AND INACTIVES

## 2024 REGULAR SEASON

### OFFENSE

| DATE  | OPPONENT     | WR       | LT               | LG       | C               | RG        | RT        | TE          | QB          | RB         | WR         | WR      |
|-------|--------------|----------|------------------|----------|-----------------|-----------|-----------|-------------|-------------|------------|------------|---------|
| 9/8   | at Cleveland | B. Cooks | <u>T. Guyton</u> | T. Smith | <u>C. Beebe</u> | Z. Martin | T. Steele | J. Ferguson | D. Prescott | E. Elliott | J. Tolbert | C. Lamb |
| 9/15  |              |          |                  |          |                 |           |           |             |             |            |            |         |
| 9/22  |              |          |                  |          |                 |           |           |             |             |            |            |         |
| 9/26  |              |          |                  |          |                 |           |           |             |             |            |            |         |
| 10/6  |              |          |                  |          |                 |           |           |             |             |            |            |         |
| 10/13 |              |          |                  |          |                 |           |           |             |             |            |            |         |
| 10/27 |              |          |                  |          |                 |           |           |             |             |            |            |         |
| 11/3  |              |          |                  |          |                 |           |           |             |             |            |            |         |
| 11/10 |              |          |                  |          |                 |           |           |             |             |            |            |         |
| 11/18 |              |          |                  |          |                 |           |           |             |             |            |            |         |
| 11/24 |              |          |                  |          |                 |           |           |             |             |            |            |         |
| 11/28 |              |          |                  |          |                 |           |           |             |             |            |            |         |
| 12/9  |              |          |                  |          |                 |           |           |             |             |            |            |         |
| 12/15 |              |          |                  |          |                 |           |           |             |             |            |            |         |
| 12/22 |              |          |                  |          |                 |           |           |             |             |            |            |         |
| 12/29 |              |          |                  |          |                 |           |           |             |             |            |            |         |
| 1/5   |              |          |                  |          |                 |           |           |             |             |            |            |         |

## 2024 REGULAR SEASON

### DEFENSE

| DATE  | OPPONENT     | DE         | DT       | DT            | DE          | LB           | LB           | CB       | NCB      | CB               | S         | S         |
|-------|--------------|------------|----------|---------------|-------------|--------------|--------------|----------|----------|------------------|-----------|-----------|
| 9/8   | at Cleveland | M. Parsons | M. Smith | O. Odighizuwa | D. Lawrence | E. Kendricks | D. Overshown | T. Diggs | J. Lewis | <u>C. Carson</u> | D. Wilson | M. Hooker |
| 9/15  |              |            |          |               |             |              |              |          |          |                  |           |           |
| 9/22  |              |            |          |               |             |              |              |          |          |                  |           |           |
| 9/26  |              |            |          |               |             |              |              |          |          |                  |           |           |
| 10/6  |              |            |          |               |             |              |              |          |          |                  |           |           |
| 10/13 |              |            |          |               |             |              |              |          |          |                  |           |           |
| 10/27 |              |            |          |               |             |              |              |          |          |                  |           |           |
| 11/3  |              |            |          |               |             |              |              |          |          |                  |           |           |
| 11/10 |              |            |          |               |             |              |              |          |          |                  |           |           |
| 11/18 |              |            |          |               |             |              |              |          |          |                  |           |           |
| 11/24 |              |            |          |               |             |              |              |          |          |                  |           |           |
| 11/28 |              |            |          |               |             |              |              |          |          |                  |           |           |
| 12/9  |              |            |          |               |             |              |              |          |          |                  |           |           |
| 12/15 |              |            |          |               |             |              |              |          |          |                  |           |           |
| 12/22 |              |            |          |               |             |              |              |          |          |                  |           |           |
| 12/29 |              |            |          |               |             |              |              |          |          |                  |           |           |
| 1/5   |              |            |          |               |             |              |              |          |          |                  |           |           |

Rookies underlined.

## 2024 REGULAR SEASON INACTIVES

| DATE  | OPPONENT         | 1        | 2                  | 3          | 4          | 5             | 6           |
|-------|------------------|----------|--------------------|------------|------------|---------------|-------------|
| 9/8   | at Cleveland     | A. Booth | <u>R. Flournoy</u> | B. Johnson | T. Lance-* | J. Stephens-I | M. Waletzko |
| 9/15  | New Orleans      |          |                    |            |            |               |             |
| 9/22  | Baltimore        |          |                    |            |            |               |             |
| 9/26  | at N.Y. Giants   |          |                    |            |            |               |             |
| 10/6  | at Pittsburgh    |          |                    |            |            |               |             |
| 10/13 | Detroit          |          |                    |            |            |               |             |
| 10/27 | at San Francisco |          |                    |            |            |               |             |
| 11/3  | at Atlanta       |          |                    |            |            |               |             |
| 11/10 | Philadelphia     |          |                    |            |            |               |             |
| 11/18 | Houston          |          |                    |            |            |               |             |
| 11/24 | at Washington    |          |                    |            |            |               |             |
| 11/28 | N.Y. Giants      |          |                    |            |            |               |             |
| 12/9  | Cincinnati       |          |                    |            |            |               |             |
| 12/15 | at Carolina      |          |                    |            |            |               |             |
| 12/22 | Tampa Bay        |          |                    |            |            |               |             |
| 12/29 | at Philadelphia  |          |                    |            |            |               |             |
| 1/5   | Washington       |          |                    |            |            |               |             |

Underline denotes rookie, "I" denotes injury, "\*" denotes QB3

# GAME-BY-GAME ELEVATIONS

| <b>Date</b> | <b>Opponent</b> | <b>ELEVATIONS</b> |
|-------------|-----------------|-------------------|
| 9/8         | @ Cleveland     | LB, Nick Vigil    |
| 9/15        | New Orleans     |                   |
| 9/22        | Baltimore       |                   |
| 9/26        | @ N.Y. Giants   |                   |
| 10/6        | @ Pittsburgh    |                   |
| 10/13       | Detroit         |                   |
| 10/27       | @ San Francisco |                   |
| 11/3        | @ Atlanta       |                   |
| 11/10       | Philadelphia    |                   |
| 11/18       | Houston         |                   |
| 11/24       | @ Washington    |                   |
| 11/28       | N.Y. Giants     |                   |
| 12/9        | Cincinnati      |                   |
| 12/15       | @ Carolina      |                   |
| 12/22       | Tampa Bay       |                   |
| 12/29       | Philadelphia    |                   |
| 1/4-5/25    | Washington      |                   |



**NON-MEDIA GUIDE BIOS**



# 2024 NON-MEDIA GUIDE BIOS

**ANDREW BOOTH**  
25 • Cornerback

6-0 • 194 • 9/28/00  
Clemson • T(Min)-'24  
NFL: 3rd Year • Cowboys: 1st Year  
Games/Starts: 2023-17/1; Career-23/2  
Postseason: 2023-0/0; Career-0/0



**PRO:** The Dallas Cowboys added a talented piece to their secondary when they traded for former second round pick, Andrew Booth, midway through training camp. Booth, originally drafted 42nd overall by Minnesota in the 2022 NFL Draft, was an ascending player for the Vikings as a rookie in 2022, but a season-ending knee injury sidelined him for most of the year. Booth returned to action in 2023 and played in all 17 games for the Vikings, mainly on special teams. With a clean slate in Dallas, Booth looks to contend for a roster spot in a talented Cowboys secondary.

### TRANSACTION SUMMARY:

- 8/9/24:** Traded to Dallas from Minnesota for Nahshon Wright.
- 11/30/22:** Placed on Reserve/Injured with a knee injury.
- 4/29/22:** Drafted in the second round (42nd overall) by Minnesota.

#### 2023 (Minnesota):

- Played in all 17 games, mostly on special teams, totaling eight tackles and a pass breakup.
- Made his second career start at Detroit (1/7/24) in Week 18 and had one tackle.

#### 2022 (Minnesota):

- Appeared in six games, with one start, and finished his rookie season with 11 tackles and one special teams stop.
- Made his NFL debut against Green Bay (9/11) and was inactive Weeks 2-4 due to a quad injury.
- Played his first career defensive snaps at Buffalo (11/13), recording three tackles.
- Started his first career game against Dallas (11/20) and collected a game-high nine tackles. Suffered a meniscus tear during the Dallas game and was placed on Reserve/Injured the rest of the season.

#### COLLEGE:

- Played 35 games with 15 starts over three seasons at Clemson (2019-21), recording 75 tackles, 5.5 for loss, 10 pass breakups, five interceptions, a sack and a fumble recovery that he returned 21 yards for a touchdown.
- As a junior in 2021, earned first-team All-ACC honors after tallying 39 tackles, five pass breakups and a team-high three interceptions in 11 starts.
- Credited with 30 tackles, four pass breakups, two interceptions, a sack and a 21-yard fumble returned for a touchdown over 11 games (four starts) in 2020.
- As a true freshman, recorded six tackles and a pass breakup while playing mostly on special teams in all 13 games.

#### PERSONAL:

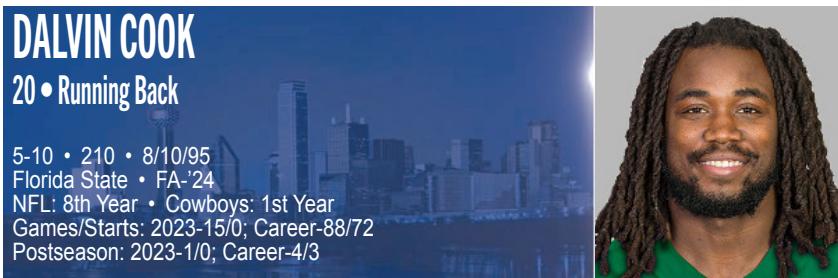
- Rated a five-star prospect out of Archer High School in Lawrenceville, Ga. and the eighth overall prospect in the country by Rivals.com, the highest-ranked Clemson signee in his class.
- Was a three-year starter at Archer High School, notching 162 tackles, 44 pass breakups, 13 interceptions and four forced fumbles. Also played receiver on offense and reeled in 22 receptions for 557 yards.
- Selected to play in the 2018 Under Armour All-America game.
- Majored in communications at Clemson.

### BOOTH'S NFL TOTALS

| Year Team      | GP-GS       | DEFENSE   |          |          |           |               |             |          |          | INTERCEPTIONS |          |          |          |          | FUMBLES REC |          |            |          |          |
|----------------|-------------|-----------|----------|----------|-----------|---------------|-------------|----------|----------|---------------|----------|----------|----------|----------|-------------|----------|------------|----------|----------|
|                |             | ST        | AT       | TT       | Sks-Yds   | Tkl/Ls        | QB Prs      | PBU      | FF       | No            | Yds      | Avg      | Lg       | TD       | No          | Yds      | Avg        | Lg       | TD       |
| 2022 Minnesota | 6-1         | 11        | 0        | –        | 11        | 0.0(0)        | 0(0)        | 0        | 0        | 0             | 0        | 0        | 0        | 0        | 0           | 0        | 0.0        | 0        | 0        |
| 2023 Minnesota | 17-1        | 7         | 1        | –        | 8         | 0.0(0)        | 0(0)        | 0        | 1        | 0             | 0        | 0        | 0        | 0        | 0           | 0        | 0.0        | 0        | 0        |
| <b>Totals</b>  | <b>23-2</b> | <b>18</b> | <b>1</b> | <b>–</b> | <b>19</b> | <b>0.0(0)</b> | <b>0(0)</b> | <b>0</b> | <b>1</b> | <b>0</b>      | <b>0</b> | <b>0</b> | <b>0</b> | <b>0</b> | <b>0</b>    | <b>0</b> | <b>0.0</b> | <b>0</b> | <b>0</b> |

#### ADDITIONAL STATISTICS

Special Teams Tackles – 2022 (1-0-1). Totals: 1-0-1.



**PRO:** The Dallas Cowboys added a four-time Pro Bowl running back in Dalvin Cook prior to the regular season. Cook spent six seasons in Minnesota (five with Mike Zimmer) and rushed for 5,993 yards and 47 touchdowns on 1,282 carries (4.7 avg.) while adding 221 receptions for 1,794 yards. With Ezekiel Elliott's three Pro Bowls and Cook's four career nods, the Cowboys position group can now claim the most Pro Bowl honors of any running back room in the NFL (seven). Cook started the season on the practice squad in Dallas while ramping up his conditioning and knowledge of the offense due to missing training camp and preseason.



**TRANSACTION SUMMARY:**

- 8/29/24:** Signed to Dallas' practice squad.
- 1/3/24:** Released by the N.Y. Jets and signed to Baltimore's practice squad (1/5/24).
- 6/9/23:** Released by Minnesota and signed with a one-year contract with the N.Y. Jets (8/16).
- 9/12/20:** Signed a five-year extension with Minnesota through 2025.
- 10/5/17:** Placed on Reserve/Injured with a knee injury
- 4/28/17:** Drafted in the second round (41st overall) by Minnesota.

**2023 (N.Y. Jets/Baltimore):**

- Signed with the N.Y. Jets as a free agent during training camp and finished with 214 rushing yards on 67 carries in 16 games played.
- Released ahead of the playoffs and signed to Baltimore's practice squad where he played in one game.
- In his lone game with the Ravens, rushed for 23 yards on eight carries in the Divisional Round win over Houston (1/20/24).

**2022 (Minnesota):**

- Started all 17 games and was named to his fourth consecutive Pro Bowl, recording 1,173 rushing yards and eight touchdowns on 264 carries. Added 39 receptions for 295 yards and two touchdowns.
- Went over 100 rushing yards twice - against Arizona (111 yards; 10/30) and at Buffalo (119 yards; 11/13).
- Carried the ball at least 20 times in five games and had over 100 scrimmage yards in five contests.
- Tallied 17 carries for 96 yards (5.6 avg.) with a touchdown in the win against Detroit (9/25).
- Recorded a season-high 119 rushing yards on 14 carries (8.5) at Buffalo, including a career-long 81-yard touchdown run.

**2021 (Minnesota):**

- Started all 13 games he played and led the NFC in rushing with 1,159 yards, his third consecutive season reaching the 1,000-yard mark, while garnering his third straight Pro Bowl nod.
- Recorded his first 100-yard rushing day of the season at Arizona (9/19), gaining 131 rushing yards on 22 carries (6.0) with a pair of catches for 17 yards.
- In the overtime win at Carolina (10/17), rushed for 140 yards and a touchdown on 29 carries.
- Tallied a season-best 64 receiving yards on six catches with 39 rushing yards - 103 scrimmage yards - at San Francisco (11/28).
- Had his second career 200-yard rushing game with 205 yards against Pittsburgh (12/9), the most rushing yards in a game in the NFL during 2021. Also scored two touchdowns, his first multi-touchdown game of the season.

**2020 (Minnesota):**

- Was named to his second Pro Bowl while starting 14 games, leading the team in rushing (1,557 yards), rushing touchdowns (16) and scrimmage yards (1,918).
- His 1,557 rushing yards and 16 rushing touchdowns both ranked second in the NFL, while his 111.2 rushing yards-per-game were second in Vikings history behind only Adrian Peterson's 2012 season (131.1).
- Had eight games with 100-plus rushing yards, second in the NFL in 2020 behind Derrick Henry (10).
- Had two rushing touchdowns in the season opener against Green Bay (9/13), along with 50 rushing yards on 12 carries.
- Against Tennessee (9/27), finished with 181 rushing yards on 22 carries (8.2). Combined with Justin Jefferson for 374 scrimmage yards, third among Vikings duos for a single game.
- Totaled 130 rushing yards and two touchdowns on 27 carries the next week at Houston (10/4).
- In the win at Green Bay (11/1), ran for 163 yards and three touchdowns on 30 carries and added two receptions for 63 yards, including a career-long 50-yard touchdown reception. With the performance, became only the fifth player in the Super Bowl era with 200-plus scrimmage yards (226), three-plus rushing touchdowns (three) and a receiving touchdown in a single game.
- Rushed for 206 yards and two touchdowns on 22 carries (9.4) against Detroit (11/8), his first career 200-yard rushing game.
- Set a career-high in carries (32) and rushed for 120 yards against Jacksonville (12/6).

**2019 (Minnesota):**

- Named to his first Pro Bowl as a starter, finishing the season with 1,135 rushing yards (10th in the NFL), 13 rushing touchdowns (fourth) and 1,654 scrimmage yards (seventh)
- Earned FedEx Ground Player of the Week honors after rushing for 154 yards on 20 carries at Green Bay (9/15), including a career-long 75-yard touchdown.
- Became the first Vikings player to open a season with three straight 100-yard rushing games after he tallied 110 yards on 16 carries with a touchdown against Oakland (9/22).
- Recorded 218 scrimmage yards (132 rushing, 86 receiving) at the N.Y. Giants (10/6).
- Finished with 142 rushing yards and two rushing touchdowns on 25 carries at Detroit (10/20) to earn FedEx Ground Player of the Week.
- Named NFC Offensive Player of the Week after totaling 183 scrimmage yards (97 rushing, 86 receiving) and one rushing touchdown at Dallas (11/10).
- Rushed 28 times for 94 yards and two touchdowns in the Wild Card win at New Orleans (1/5/20).

**2018 (Minnesota):**

- Finished with 615 rushing yards and two touchdowns on 133 carries while adding 40 catches for 305 yards and a pair of scores in his second season with the Vikings.
- Totaled 95 scrimmage yards in his first regular season game back from a torn ACL suffered in 2017, rushing 16 times for 40 yards while grabbing six receptions for 55 yards against San Francisco (9/9).
- Scored his first touchdown of the season and his first receiving touchdown of his career against Green Bay (11/25).
- Named NFC Offensive Player of the Week after totaling a season-high 136 rushing yards on 19 carries (7.2) with two touchdowns against Miami (12/16).

**2017 (Minnesota):**

- Played in only four games, missing the final 12 due to a torn ACL suffered against Detroit (10/1). Carried the ball 74 times for 354 yards and two touchdowns with 11 catches for 90 yards before the injury.
- Notched 127 rushing yards on 22 carries (5.8) in his first career game against New Orleans (9/11), the most rushing yards by any Vikings player in their rookie debut.
- Had 288 rushing yards through the first three games, the most by a Vikings rookie running back through three games.
- Totaled 169 scrimmage yards (97 rushing, 72 receiving) and his first career touchdown against Tampa Bay (9/24).

**COLLEGE:**

- Played three seasons (2014-16) at Florida State and left as the program's leader in rushing yards (4,464) and rushing touchdowns (46) and ranked second in school history with 5,399 all-purpose yards.
- Posted 100-plus rushing yards in 21 career games.
- Earned first-team All-ACC and first-team All-America as a junior in 2016, recording a career-high and school record 1,765 rushing yards with 19 touchdowns.
- Totaled 1,691 rushing yards with 19 touchdowns on the ground as a sophomore and was the recipient of the Jim Brown Award - given to the nation's top running back. Added 24 receptions for 244 yards and one touchdown while leading the nation with 168.2 scrimmage yards-per-game. Also named a team captain during his second season at FSU.
- Eclipsed 1,000 rushing yards in just seven games in 2015, becoming the fastest player in Florida State history to eclipse 1,000 rushing yards in a season.
- Set a Florida State freshman record with 1,008 yards and eight rushing scores on just 170 carries (5.9) as a true freshman for the Seminoles. Became the first freshman in program history to reach the 1,000-yard plateau.

**PERSONAL:**

- Attended Miami, Fla., Central High School, where he rushed for 4,267 yards and 64 touchdowns during his prep career while leading Central High School to a 52-5 overall record.
- In the Class 6A state championship game, rushed for 223 yards and four touchdowns to lead Miami Central to a state title.
- Rushed for 1,940 yards and 24 touchdowns on just 177 carries (11.0 avg.) as a senior. Also recorded three interceptions on defense.
- Two-time first-team Class 6A all-state selection and named Mr. Florida in 2013.
- Also ran track at Central High School.
- Majored in social science at Florida State.

**COOK'S NFL TOTALS**

| Year Team       | GP-GS        | RUSHING              |              |            |            |           | RECEIVING            |              |            |            |          |
|-----------------|--------------|----------------------|--------------|------------|------------|-----------|----------------------|--------------|------------|------------|----------|
|                 |              | No                   | Yds          | Avg        | Long       | TD        | No                   | Yds          | Avg        | Long       | TD       |
| 2017 Minnesota  | 4-4          | 74                   | 354          | 4.8        | 33         | 2         | 11                   | 90           | 8.2        | 36         | 0        |
| 2018 Minnesota  | 11-10        | 133                  | 615          | 4.6        | 70         | 2         | 40                   | 305          | 7.6        | 27         | 2        |
| 2019 Minnesota  | 14-14        | 250                  | 1,135        | 4.5        | 75t        | 13        | 53                   | 519          | 9.8        | 31         | 0        |
| 2020 Minnesota  | 14-14        | 312                  | 1,557        | 5.0        | 70t        | 16        | 44                   | 361          | 8.2        | 50t        | 1        |
| 2021 Minnesota  | 13-13        | 249                  | 1,159        | 4.7        | 66t        | 6         | 34                   | 224          | 6.6        | 24t        | 0        |
| 2022 Minnesota  | 17-17        | 264                  | 1,173        | 4.4        | 81t        | 8         | 39                   | 295          | 7.6        | 64t        | 2        |
| 2023 N.Y. Jets  | 15-0         | 67                   | 214          | 3.2        | 14t        | 0         | 15                   | 78           | 5.2        | 15t        | 0        |
| Baltimore       | 0-0          | 0                    | 0            | 0.0        | 0          | 0         | 0                    | 0            | 0.0        | 0          | 0        |
| <b>Totals</b>   | <b>88-73</b> | <b>1,349</b>         | <b>6,207</b> | <b>4.6</b> | <b>81t</b> | <b>47</b> | <b>236</b>           | <b>1,872</b> | <b>7.9</b> | <b>64t</b> | <b>5</b> |
| <b>Playoffs</b> |              |                      |              |            |            |           |                      |              |            |            |          |
| 2017 Minnesota  | 0-0          | RESERVE/INJURED-Knee |              |            |            |           | RESERVE/INJURED-Knee |              |            |            |          |
| 2019 Minnesota  | 2-2          | 37                   | 112          | 3.0        | 22         | 2         | 9                    | 44           | 4.9        | 19         | 0        |
| 2022 Minnesota  | 1-1          | 15                   | 60           | 4.0        | 11         | 0         | 6                    | 10           | 1.7        | 6          | 0        |
| 2023 Baltimore  | 1-0          | 8                    | 23           | 2.9        | 19         | 0         | 0                    | 0            | 0.0        | 0          | 0        |
| <b>Totals</b>   | <b>4-3</b>   | <b>60</b>            | <b>195</b>   | <b>3.3</b> | <b>22</b>  | <b>2</b>  | <b>15</b>            | <b>54</b>    | <b>3.6</b> | <b>19</b>  | <b>0</b> |

**SINGLE-GAME HIGHS**

- |   |   |
|---|---|
| <b>Carries</b> – 32 vs. Jacksonville, 12/6/20<br><i>Playoffs</i> – 28 at New Orleans, 1/5/20        | <b>Receptions</b> – 8 at New England, 12/2/18<br><i>Playoffs</i> – 6 at San Francisco, 1/11/20        |
| <b>Rushing Yards</b> – 206 vs. Detroit, 11/8/20<br><i>Playoffs</i> – 94 at New Orleans, 1/5/20      | <b>Receiving Yards</b> – 95 vs. Indianapolis, 12/17/22<br><i>Playoffs</i> – 36 at New Orleans, 1/5/20 |
| <b>Rushing Average</b> – 9.4 vs. Detroit, 11/8/20<br><i>Playoffs</i> – 4.0 vs. N.Y. Giants, 1/15/23 | <b>Long Reception</b> – 64t vs. Indianapolis, 12/17/22<br><i>Playoffs</i> – 19 at New Orleans, 1/5/20 |
| <b>Long Rush</b> – 81t at Buffalo, 11/13/22<br><i>Playoffs</i> – 22 at New Orleans, 1/5/20          |   |
| <b>Rushing Touchdowns</b> – 3 at Green Bay, 11/1/20<br><i>Playoffs</i> – 2 at New Orleans, 1/5/20   |   |

**COOK'S 100-YARD RUSHING GAMES**

(21 total)

- |                                       |   |
|---------------------------------------|---|
| 206 vs. Detroit, 11/18/20 (34 att.)   | 130 at Houston, 10/4/20 (31 att.)       |
| 205 vs. Pittsburgh, 11/8/20 (36 att.) | 127 vs. New Orleans, 9/11/17 (29 att.)  |
| 181 vs. Tennessee, 9/27/20 (30 att.)  | 120 vs. Jacksonville, 12/6/20 (27 att.) |
| 163 at Green Bay, 11/1/20 (28 att.)   | 119 at Buffalo, 11/13/22 (33 att.)      |
| 154 at Green Bay, 9/15/19 (16 att.)   | 115 vs. Dallas, 11/22/20 (28 att.)      |
| 142 at Detroit, 10/20/19 (42 att.)    | 111 vs. Atlanta, 9/8/19 (28 att.)       |
| 140 at Carolina, 10/17/21 (34 att.)   | 111 vs. Arizona, 9/22/19 (34 att.)      |
| 136 vs. Miami, 12/16/18 (41 att.)     | 110 vs. Oakland, 11/7/21 (34 att.)      |
| 132 at N.Y. Giants, 10/6/19 (28 att.) | 110 at Baltimore, 12/13/20 (31 att.)    |
| 132 vs. Chicago, 12/20/20 (27 att.)   | 102 at Tampa Bay, 10/24/19 (14 att.)    |
| 131 at Arizona, 9/19/21 (33 att.)     |   |



**COOK'S CAREER GAME-BY-GAME  
RECEIVING**

| 2017 (Minnesota)   |                      |            |            |           |          |
|--------------------|----------------------|------------|------------|-----------|----------|
| Game               | No                   | Yds        | Avg        | Long      | TD       |
| W-NO 9/11.....     | 22                   | 127        | 5.8        | 33        | 0        |
| L-@ PIT 9/17.....  | 12                   | 64         | 5.3        | 25        | 0        |
| W-TB 9/24.....     | 27                   | 97         | 3.6        | 26        | 1        |
| L-Det 10/1.....    | 13                   | 66         | 5.1        | 10        | 1        |
| W-@ Chi 10/9.....  | RESERVE/INJURED-Knee |            |            |           |          |
| W-GB 10/15.....    | RESERVE/INJURED-Knee |            |            |           |          |
| W-Bal 10/22.....   | RESERVE/INJURED-Knee |            |            |           |          |
| W-@ Cle 10/29..... | RESERVE/INJURED-Knee |            |            |           |          |
| W-@ Was 11/12..... | RESERVE/INJURED-Knee |            |            |           |          |
| W-LAR 11/19.....   | RESERVE/INJURED-Knee |            |            |           |          |
| W-@ Det 11/23..... | RESERVE/INJURED-Knee |            |            |           |          |
| W-@ Atl 12/3.....  | RESERVE/INJURED-Knee |            |            |           |          |
| L-@ Car 12/10..... | RESERVE/INJURED-Knee |            |            |           |          |
| W-Cin 12/17.....   | RESERVE/INJURED-Knee |            |            |           |          |
| W-@ GB 12/23.....  | RESERVE/INJURED-Knee |            |            |           |          |
| W-Chi 12/31.....   | RESERVE/INJURED-Knee |            |            |           |          |
| <b>Totals.....</b> | <b>74</b>            | <b>354</b> | <b>4.8</b> | <b>33</b> | <b>2</b> |

| Playoffs             |                      |  |  |  |  |
|----------------------|----------------------|--|--|--|--|
| W-NO 1/14/18.....    | RESERVE/INJURED-Knee |  |  |  |  |
| L-@ Phi 1/21/18..... | RESERVE/INJURED-Knee |  |  |  |  |
| <b>Totals.....</b>   |                      |  |  |  |  |

| 2018 (Minnesota)   |                            |            |            |           |          |
|--------------------|----------------------------|------------|------------|-----------|----------|
| Game               | No                         | Yds        | Avg        | Long      | TD       |
| W-SF 9/9.....      | 16                         | 40         | 2.5        | 15        | 0        |
| T-@ GB 9/16.....   | 10                         | 38         | 3.8        | 9         | 0        |
| L-Buf 9/23.....    | INACTIVE/INJURED-Hamstring |            |            |           |          |
| L-@ LAR 9/27.....  | 10                         | 20         | 2.0        | 9         | 0        |
| W-@ Phi 10/7.....  | INACTIVE/INJURED-Hamstring |            |            |           |          |
| W-Ari 10/14.....   | INACTIVE/INJURED-Hamstring |            |            |           |          |
| W-@ NYJ 10/21..... | INACTIVE/INJURED-Hamstring |            |            |           |          |
| L-NO 10/28.....    | INACTIVE/INJURED-Hamstring |            |            |           |          |
| W-Det 11/4.....    | 10                         | 89         | 8.9        | 70        | 0        |
| L-@ Chi 11/18..... | 9                          | 12         | 1.3        | 7         | 0        |
| W-GB 11/25.....    | 10                         | 29         | 2.9        | 9         | 0        |
| L-@ NE 12/2.....   | 9                          | 84         | 9.3        | 32        | 0        |
| L-@ Sea 12/10..... | 13                         | 55         | 4.2        | 13        | 0        |
| W-Mia 12/16.....   | 19                         | 136        | 7.2        | 26        | 2        |
| W-@ Det 12/23..... | 16                         | 73         | 4.6        | 18        | 0        |
| L-Chi 12/30.....   | 11                         | 39         | 3.5        | 10        | 0        |
| <b>Totals.....</b> | <b>133</b>                 | <b>615</b> | <b>4.6</b> | <b>70</b> | <b>2</b> |

| 2019 (Minnesota)   |                        |              |            |            |           |
|--------------------|------------------------|--------------|------------|------------|-----------|
| Game               | No                     | Yds          | Avg        | Long       | TD        |
| W-Atl 9/8.....     | 21                     | 111          | 5.3        | 22         | 2         |
| L-@ GB 9/15.....   | 20                     | 154          | 7.7        | 75t        | 1         |
| W-Oak 9/22.....    | 16                     | 110          | 6.9        | 25         | 1         |
| L-@ Chi 9/29.....  | 14                     | 35           | 2.5        | 9          | 1         |
| W-@ NYG 10/6.....  | 21                     | 132          | 6.3        | 41         | 0         |
| W-Phi 10/13.....   | 16                     | 41           | 2.6        | 14         | 1         |
| W-@ Det 10/20..... | 25                     | 142          | 5.7        | 23         | 2         |
| W-Was 10/24.....   | 23                     | 98           | 4.3        | 11         | 1         |
| L-@ KC 11/3.....   | 21                     | 71           | 3.4        | 12         | 0         |
| W-@ Dal 11/10..... | 26                     | 97           | 3.7        | 23         | 1         |
| W-Den 11/17.....   | 11                     | 26           | 2.4        | 5          | 1         |
| L-@ Sea 12/2.....  | 9                      | 29           | 3.2        | 9          | 1         |
| W-Det 12/8.....    | 18                     | 62           | 3.4        | 9          | 1         |
| W-@ LAC 12/15..... | 9                      | 27           | 3.0        | 8          | 0         |
| L-GB 12/23.....    | INACTIVE/INJURED-Chest |              |            |            |           |
| L-Chi 12/29.....   | INACTIVE/INJURED-Chest |              |            |            |           |
| <b>Totals.....</b> | <b>250</b>             | <b>1,135</b> | <b>4.5</b> | <b>75t</b> | <b>13</b> |

| Playoffs            |           |            |            |           |          |
|---------------------|-----------|------------|------------|-----------|----------|
| W-@ NO 1/5/20.....  | 28        | 94         | 3.4        | 22        | 2        |
| L-@ SF 1/11/20..... | 9         | 18         | 2.0        | 6         | 0        |
| <b>Totals.....</b>  | <b>37</b> | <b>112</b> | <b>3.0</b> | <b>22</b> | <b>2</b> |

| 2020 (Minnesota)   |                        |     |     |      |    |
|--------------------|------------------------|-----|-----|------|----|
| Game               | No                     | Yds | Avg | Long | TD |
| L-GB 9/13.....     | 12                     | 50  | 4.2 | 12   | 2  |
| L-@ Ind 9/20.....  | 14                     | 63  | 4.5 | 16   | 1  |
| L-Ten 9/27.....    | 22                     | 181 | 8.2 | 39t  | 1  |
| W-@ Hou 10/4.....  | 27                     | 130 | 4.8 | 15   | 2  |
| L-@ Sea 10/11..... | 17                     | 65  | 3.8 | 10   | 1  |
| L-Atl 10/18.....   | INACTIVE/INJURED-Groin |     |     |      |    |
| W-@ GB 11/1.....   | 30                     | 163 | 5.4 | 37   | 3  |
| W-Det 11/8.....    | 22                     | 206 | 9.4 | 70t  | 2  |
| W-@ Chi 11/16..... | 30                     | 96  | 3.2 | 14   | 0  |
| L-Dal 11/22.....   | 27                     | 115 | 4.3 | 16   | 1  |

| 2020 (Minnesota), cont. |                   |              |            |            |           |
|-------------------------|-------------------|--------------|------------|------------|-----------|
| Game                    | No                | Yds          | Avg        | Long       | TD        |
| W-Car 11/29.....        | 18                | 61           | 3.4        | 14         | 0         |
| W-Jac 12/6.....         | 32                | 120          | 3.8        | 12         | 0         |
| L-@ TB 12/13.....       | 22                | 102          | 4.6        | 14         | 1         |
| L-Chi 12/20.....        | 24                | 132          | 5.5        | 20         | 1         |
| L-@ NO 12/25.....       | 15                | 73           | 4.9        | 15t        | 1         |
| W-@ Det 1/3/21.....     | INACTIVE/PERSONAL |              |            |            |           |
| <b>Totals.....</b>      | <b>312</b>        | <b>1,557</b> | <b>5.0</b> | <b>70t</b> | <b>16</b> |

| 2021 (Minnesota)   |                           |              |            |           |          |
|--------------------|---------------------------|--------------|------------|-----------|----------|
| Game               | No                        | Yds          | Avg        | Long      | TD       |
| L-@ Cin 9/12.....  | 20                        | 61           | 3.1        | 17        | 1        |
| L-@ Ari 9/19.....  | 22                        | 131          | 6.0        | 16        | 0        |
| W-Sea 9/26.....    | INACTIVE/INJURED-Ankle    |              |            |           |          |
| L-Cle 10/3.....    | 9                         | 34           | 3.8        | 13        | 0        |
| W-Det 10/10.....   | INACTIVE/INJURED-Ankle    |              |            |           |          |
| W-@ Car 10/17..... | 29                        | 140          | 4.8        | 23        | 1        |
| L-Dal 10/31.....   | 18                        | 78           | 4.3        | 19        | 0        |
| L-@ Bal 11/7.....  | 17                        | 110          | 6.5        | 66        | 0        |
| W-@ LAC 11/14..... | 24                        | 94           | 3.96       | 12        | 1        |
| W-GB 11/21.....    | 22                        | 86           | 3.9        | 13        | 1        |
| L-@ SF 11/28.....  | 10                        | 39           | 3.9        | 30        | 0        |
| L-@ Det 12/5.....  | INACTIVE/INJURED-Shoulder |              |            |           |          |
| W-Pit 12/9.....    | 27                        | 205          | 7.6        | 30        | 2        |
| W-@ Chi 12/20..... | 28                        | 89           | 3.2        | 10        | 0        |
| L-LAR 12/26.....   | INACTIVE/INJURED-Covid    |              |            |           |          |
| L-@ GB 1/2/22..... | 9                         | 13           | 1.4        | 6         | 0        |
| W-Chi 1/9/22.....  | 14                        | 79           | 5.6        | 29        | 0        |
| <b>Totals.....</b> | <b>24</b>                 | <b>1,159</b> | <b>4.7</b> | <b>66</b> | <b>6</b> |

| 2022 (Minnesota)    |            |              |            |            |          |
|---------------------|------------|--------------|------------|------------|----------|
| Game                | No         | Yds          | Avg        | Long       | TD       |
| W-GB 9/11.....      | 20         | 90           | 4.5        | 16         | 0        |
| L-@ Phi 9/19.....   | 6          | 17           | 2.8        | 6          | 0        |
| W-Det 9/25.....     | 17         | 96           | 5.6        | 13         | 1        |
| W-@ NO 10/2.....    | 20         | 76           | 3.8        | 14         | 0        |
| W-Chi 10/9.....     | 18         | 94           | 5.2        | 15         | 2        |
| W-@ Mia 10/16.....  | 13         | 77           | 5.9        | 53t        | 1        |
| W-Ari 10/30.....    | 20         | 111          | 5.6        | 30         | 1        |
| W-@ Was 11/6.....   | 17         | 47           | 2.8        | 9          | 0        |
| W-@ Buf 11/13.....  | 14         | 119          | 8.5        | 81t        | 1        |
| L-Dal 11/20.....    | 11         | 72           | 6.5        | 17         | 0        |
| W-NE 11/24.....     | 22         | 42           | 1.9        | 6          | 0        |
| W-NYJ 12/4.....     | 20         | 86           | 4.3        | 21         | 1        |
| L-@ Det 12/11.....  | 15         | 23           | 1.5        | 5          | 1        |
| W-Ind 12/17.....    | 17         | 95           | 5.6        | 40         | 0        |
| W-NYG 12/24.....    | 14         | 64           | 4.6        | 18         | 0        |
| L-@ GB 1/1/23.....  | 9          | 27           | 3.0        | 9          | 0        |
| W-@ Chi 1/8/23..... | 11         | 37           | 3.4        | 15         | 0        |
| <b>Totals.....</b>  | <b>264</b> | <b>1,173</b> | <b>4.4</b> | <b>81t</b> | <b>8</b> |

| Playoffs           |    |    |     |    |   |
|--------------------|----|----|-----|----|---|
| L-NYG 1/15/23..... | 15 | 60 | 4.0 | 11 | 0 |

| 2023 (N.Y. Jets)   |                 |            |            |           |          |
|--------------------|-----------------|------------|------------|-----------|----------|
| Game               | No              | Yds        | Avg        | Long      | TD       |
| W-Buf 9/11.....    | 13              | 33         | 2.5        | 10        | 0        |
| L-@ Dal 9/17.....  | 4               | 7          | 1.8        | 6         | 0        |
| L-NE 9/24.....     | 8               | 18         | 2.3        | 5         | 0        |
| L-KC 10/1.....     | 5               | 16         | 3.2        | 5         | 0        |
| W-@ Den 10/8.....  | 6               | 23         | 3.8        | 9         | 0        |
| W-Phi 10/15.....   | 3               | 12         | 4.0        | 8         | 0        |
| W-@ NYG 10/29..... | 2               | 5          | 2.5        | 4         | 0        |
| L-LAC 11/6.....    | 2               | 7          | 3.5        | 4         | 0        |
| L-@ LV 11/12.....  | 4               | 26         | 6.5        | 10        | 0        |
| L-@ Buf 11/19..... | 2               | 13         | 6.5        | 10        | 0        |
| L-Mia 11/24.....   | 1               | 2          | 2.0        | 2         | 0        |
| L-Atl 12/3.....    | 9               | 35         | 3.9        | 14        | 0        |
| W-Hou 12/10.....   | 7               | 13         | 1.9        | 5         | 0        |
| L-@ Mia 12/17..... | 1               | 4          | 4.0        | 4         | 0        |
| W-Was 12/24.....   | 0               | 0          | 0.0        | 0         | 0        |
| L-@ Cle 12/28..... | DID NOT PLAY    |            |            |           |          |
| W-@ NE 1/7/24..... | RELEASED 1/3/24 |            |            |           |          |
| <b>Totals.....</b> | <b>67</b>       | <b>214</b> | <b>3.2</b> | <b>14</b> | <b>0</b> |

| 2023 (Baltimore)   |              |           |            |           |          |
|--------------------|--------------|-----------|------------|-----------|----------|
| Game               | No           | Yds       | Avg        | Long      | TD       |
| W-Hou 1/20/24..... | 8            | 23        | 2.9        | 19        | 0        |
| L-KC 1/28/24.....  | DID NOT PLAY |           |            |           |          |
| <b>Totals.....</b> | <b>8</b>     | <b>23</b> | <b>2.9</b> | <b>19</b> | <b>0</b> |

**KEMON HALL** (KEY-MON)  
**43 • Cornerback**

5-11 • 190 • 6/2/97  
 North Texas • W(SF)-'24  
 NFL: 2nd Year • Cowboys: 1st Year  
 Games/Starts: 2023-0/0; Career-18/0  
 Postseason: 2023-0/0; Career-0/0



**PRO:** Midway through training camp in 2024, the Dallas Cowboys claimed cornerback Kemon Hall off waivers from San Francisco. Hall has played for five NFL teams since he entered the league in 2019. Playing primarily on special teams, Hall has recorded seven special teams stops, a fumble recovery and one defensive tackle. The most productive year of his career came in 2022 with the LA Chargers, when he played in 16 games and finished with six special teams tackles. Hall provides depth to a talented cornerback group in 2024 and looks to make an impact on special teams while competing for a roster spot throughout the remainder of camp.

**TRANSACTION SUMMARY:**

- 7/27/24:** Waived and claimed off waivers by Dallas (7/28).
- 2/13/24:** Signed a Futures contract with San Francisco.
- 11/28/23:** Signed to San Francisco's practice squad.
- 3/22/23:** Signed a one-year contract with the LA Chargers and released (8/23).
- 8/30/22:** Released and signed to the LA Chargers practice squad (8/31).
- 9/3/21:** Waived and signed to the LA Chargers active roster (9/7).
- 1/4/21:** Signed a Futures contract with Dallas, waived (5/5) and claimed off waivers by the LA Chargers (5/6).
- 9/6/20:** Signed to New Orleans' practice squad, waived (9/19) and signed to Dallas' practice squad (12/23).
- 1/12/20:** Signed a Futures contract with Minnesota, waived (8/3), signed with New Orleans (8/25) and waived (9/5).
- 9/1/19:** Signed to the LA Chargers practice squad, waived (9/10) and signed to Minnesota's practice squad (12/31).
- 5/10/19:** Signed with the LA Chargers as an undrafted free agent and waived (8/31).

**2023 (LA Chargers/San Francisco):**

- Went to training camp with the LA Chargers before being released in the middle of camp. Signed to San Francisco's practice squad midway through the season but saw no game action.

**2022 (LA Chargers):**

- Started the season on the Chargers practice squad before signing to the active roster in Week 14.
- Appeared in two games, posting one special teams tackle, before going on Reserve/Injured (hamstring).

**2021 (LA Chargers):**

- Played in 16 games, mainly on special teams, and finished with one tackle on defense along with six special teams tackles and a fumble recovery.
- Recorded a career-best two special teams stops against Las Vegas (10/4) and Cleveland (10/10).
- Against Denver (1/2/22), recovered a muffed punt that led to a Chargers touchdown on the ensuing offensive drive.

**2020 (Minnesota/New Orleans/Dallas):**

- Started training camp with the Minnesota Vikings before his release at the start of camp. Spent the rest of the season on the practice squads in New Orleans and Dallas.

**2019 (LA Chargers/Minnesota):**

- Signed with the LA Chargers as an undrafted free agent and spent the season on the practice squads for the Chargers and Vikings.

**COLLEGE:**

- After starting his career at Itawamba Community College in Fulton, Miss., played two seasons at North Texas (2017-18) where he finished with 120 tackles, two tackles for loss, six interceptions, 28 pass breakups and a forced fumble.
- As a senior, earned first-team All-Conference USA and tallied 48 tackles, five interceptions, two of which he brought back for touchdowns, and 14 pass breakups in 11 starts for the Mean Green.
- In 2017 as a junior, finished with 72 tackles, one for loss, an interception, a team-high eight pass breakups and a forced fumble while starting all 14 games.
- As a sophomore at Itawamba Community College, played nine games with two interceptions and 45 tackles.

**PERSONAL:**

- Four-year letterman at Calhoun City, Miss. High School, where he played cornerback, wide receiver and punter.
- Earned a degree in integrated studies from North Texas.

**HALL'S NFL TOTALS**

| Year Team        | GP-GS       | DEFENSE  |          |          |          |               | INTERCEPTIONS |          |          |          |          | FUMBLES REC |          |          |          |          |            |          |          |
|------------------|-------------|----------|----------|----------|----------|---------------|---------------|----------|----------|----------|----------|-------------|----------|----------|----------|----------|------------|----------|----------|
|                  |             | ST       | AT       | TT       | Sks-Yds  | Tkl/Ls        | QB Prs        | PBU      | FF       | No       | Yds      | Avg         | Lg       | TD       | No       | Yds      | Avg        | Lg       | TD       |
| 2021 LA Chargers | 16-0        | 1        | 0        | –        | 1        | 0.0(0)        | 0(0)          | 0        | 0        | 0        | 0        | 0           | 0        | 0        | 0        | 0        | 0.0        | 0        | 0        |
| 2022 LA Chargers | 2-0         | 0        | 0        | –        | 0        | 0.0(0)        | 0(0)          | 0        | 0        | 0        | 0        | 0           | 0        | 0        | 0        | 0        | 0.0        | 0        | 0        |
| <b>Totals</b>    | <b>18-0</b> | <b>1</b> | <b>0</b> | <b>–</b> | <b>1</b> | <b>0.0(0)</b> | <b>0(0)</b>   | <b>0</b> | <b>0</b> | <b>0</b> | <b>0</b> | <b>0</b>    | <b>0</b> | <b>0</b> | <b>0</b> | <b>0</b> | <b>0.0</b> | <b>0</b> | <b>0</b> |

**ADDITIONAL STATISTICS**

Special Teams Tackles – 2021 (1-0-1), 2022 (6-0-6). **Totals: 7-0-7.**

# DARIUS HARRIS

46 • Linebacker

6-2 • 238 • 1/17/96  
 Middle Tennessee State • FA-'24  
 NFL: 5th Year • Cowboys: 1st Year  
 Games/Starts: 2023-5/0; Career-33/6  
 Postseason: 2023-1/0; Career-7/0



**PRO:** The Dallas Cowboys added versatile linebacker Darius Harris to their defensive core midway through training camp in 2024, bringing in a player with multiplicity and a Super Bowl pedigree. Harris signed with Kansas City as an undrafted free agent in 2019 and played in 33 career games with six starts for the Chiefs since entering the league. He has compiled 55 tackles, two tackles for loss, 1.5 sacks, two pass breakups and two fumble recoveries in his career, adding three special teams tackles.



## TRANSACTION SUMMARY:

- 8/6/24:** Signed with Dallas.
- 10/31/23:** Signed to Kansas City's active roster, released (12/16) and signed to Kansas City's practice squad (12/19).
- 8/1/23:** Signed with Las Vegas, released (8/16) and signed to Las Vegas' practice squad (10/24).
- 2/2/22:** Re-signed with Kansas City.
- 10/9/21:** Released and signed to Kansas City's practice squad (10/12).
- 9/30/20:** Signed to Kansas City's active roster.
- 2/3/20:** Reinstated, released (9/5) and signed to Kansas City's practice squad (9/6).
- 5/4/19:** Signed with Kansas City as an undrafted free agent and placed on Reserve/Did Not Report (8/31).

### 2023 (Las Vegas/Kansas City):

- Signed with Las Vegas during training camp, released and then signed to Las Vegas' practice squad. Signed to Kansas City's active roster midway through the season and played in five games for the Chiefs, but did not record any stats.

### 2022 (Kansas City):

- Played in all 17 games with four starts, recording career-bests across the board with 41 tackles, two tackles for loss, 1.5 sacks, a fumble recovery and two special teams tackles.
- Started at Indianapolis (9/25) - his first of four-consecutive starts - and set a career high with 13 tackles and a tackle for loss.
- Started again against Las Vegas (10/10), registering 10 tackles and his first career sack.
- Had six tackles, a tackle for loss, a fumble recovery and a pass breakup against Buffalo (10/16).
- Tallied three special teams tackles in the postseason, including a special teams stop at Philadelphia (12/12/23) in Super Bowl LVII.

### 2021 (Kansas City):

- Saw action in seven games while fluctuating between the Chiefs practice squad and active roster, recording a special teams tackle.

### 2020 (Kansas City):

- Played in four games, starting two, and finished with 14 tackles, a fumble recovery and a pass breakup.
- Made his NFL debut at Miami (12/13), but did not record any stats.
- Started his first career game against Atlanta (12/27), finishing with four tackles and a fumble recovery, then recorded his first double-digit tackle game in the regular season finale against the LA Chargers (1/3/1), tallying 10 takedowns.
- Played in all three postseason games but did not record any stats.

### 2019 (Kansas City):

- Signed with Kansas City as an undrafted free agent and was placed on the Reserve/Did Not Report list following training camp, causing him to miss the entire season.

## COLLEGE:

- Appeared in 53 games with 31 starts at Middle Tennessee State, recording 278 tackles, 11.5 sacks, 13 passes defended, four forced fumbles, three fumble recoveries and one interception.
- Earned first-team All-C-USA honors as a senior in 2018, ranking second on the team with a career-best 96 tackles, including 11 tackles for loss, 5.0 sacks, five quarterback pressures and four pass breakups.
- Played in all 13 games and had 10 starts to finish with 64 tackles - fifth on the team - and added 7.5 tackles for loss, 4.5 sacks, six breakups, a hurry and fumble return for a touchdown in 2017 as a junior.
- Appeared in all 13 games in 2016 and had seven starts, registering 74 tackles, eight tackles for loss and two fumble recoveries.
- Named to Conference USA All-Freshman team in 2015, tallying 44 tackles and an interception after redshirting in 2014.

## PERSONAL:

- Played quarterback and defensive back for Horn Lake, Miss., High School.

## HARRIS' NFL TOTALS

| Year Team        | GP-GS       | DEFENSE   |           |             |                 |              |          |          |          | INTERCEPTIONS |          |            |             |          | FUMBLES REC |          |            |             |          |  |  |  |
|------------------|-------------|-----------|-----------|-------------|-----------------|--------------|----------|----------|----------|---------------|----------|------------|-------------|----------|-------------|----------|------------|-------------|----------|--|--|--|
|                  |             | ST        | AT        | TT          | Sks-Yds         | Tkl/Ls       | QB Prs   | PBU      | FF       | No            | Yds      | Avg        | Lg          | TD       | No          | Yds      | Avg        | Lg          | TD       |  |  |  |
| 2019 Kansas City | 0-0         |           |           |             | RESERVE/DNR     |              |          |          |          |               |          |            | RESERVE/DNR |          |             |          |            | RESERVE/DNR |          |  |  |  |
| 2020 Kansas City | 4-2         | 11        | 3         | - 14        | 0.0(0)          | 0(0)         | 0        | 1        | 0        | 0             | 0        | 0.0        | 0           | 0        | 1           | 0        | 0.0        | 0           | 0        |  |  |  |
| 2021 Kansas City | 7-0         | 0         | 0         | - 0         | 0.0(0)          | 0(0)         | 0        | 0        | 0        | 0             | 0        | 0.0        | 0           | 0        | 0           | 0        | 0.0        | 0           | 0        |  |  |  |
| 2022 Kansas City | 17-4        | 23        | 18        | - 41        | 1.5(-18)        | 2(-4)        | 2        | 1        | 0        | 0             | 0        | 0.0        | 0           | 0        | 1           | 0        | 0.0        | 0           | 0        |  |  |  |
| 2023 Kansas City | 5-0         | 0         | 0         | - 0         | 0.0(0)          | 0(0)         | 0        | 0        | 0        | 0             | 0        | 0.0        | 0           | 0        | 0           | 0        | 0.0        | 0           | 0        |  |  |  |
| <b>Totals</b>    | <b>33-6</b> | <b>34</b> | <b>21</b> | <b>- 55</b> | <b>1.5(-18)</b> | <b>2(-4)</b> | <b>2</b> | <b>2</b> | <b>0</b> | <b>0</b>      | <b>0</b> | <b>0.0</b> | <b>0</b>    | <b>0</b> | <b>2</b>    | <b>0</b> | <b>0.0</b> | <b>0</b>    | <b>0</b> |  |  |  |
| <b>Playoffs</b>  |             |           |           |             |                 |              |          |          |          |               |          |            |             |          |             |          |            |             |          |  |  |  |
| 2020 Kansas City | 3-0         | 0         | 0         | - 0         | 0.0(0)          | 0(0)         | 0        | 0        | 0        | 0             | 0        | 0.0        | 0           | 0        | 0           | 0        | 0.0        | 0           | 0        |  |  |  |
| 2022 Kansas City | 3-0         | 1         | 1         | - 2         | 0.0(0)          | 0(0)         | 0        | 0        | 0        | 0             | 0        | 0.0        | 0           | 0        | 0           | 0        | 0.0        | 0           | 0        |  |  |  |
| 2023 Kansas City | 1-0         | 0         | 0         | - 0         | 0.0(0)          | 0(0)         | 0        | 0        | 0        | 0             | 0        | 0.0        | 0           | 0        | 0           | 0        | 0.0        | 0           | 0        |  |  |  |
| <b>Totals</b>    | <b>7-0</b>  | <b>1</b>  | <b>1</b>  | <b>- 2</b>  | <b>0.0(0)</b>   | <b>0(0)</b>  | <b>0</b> | <b>0</b> | <b>0</b> | <b>0</b>      | <b>0</b> | <b>0.0</b> | <b>0</b>    | <b>0</b> | <b>0</b>    | <b>0</b> | <b>0.0</b> | <b>0</b>    | <b>0</b> |  |  |  |

## ADDITIONAL STATISTICS

Special Teams Tackles – 2021 (1-0-1); 2022 (0-2-2). Totals: 1-2-3.  
 Playoffs – 2023 (3-0-3).



**PRO:** The Dallas Cowboys signed wide receiver Kelvin Harmon at the beginning of 2024 training camp. Harmon was originally drafted in the sixth round (206th overall) by Washington in the 2019 NFL Draft. After a productive rookie season where he appeared in 16 games and played valuable snaps on both offense and special teams, Harmon suffered an ACL tear prior to the 2020 season and was placed on the Reserve/Non-Football Injury list for the rest of the year. His last NFL action was in 2022 training camp with Washington, and he joins Dallas in 2024 with a chance to compete for a roster spot in a talented wide receivers room.

**TRANSACTION SUMMARY:**

- 7/28/24:** Signed with Dallas as a free agent.
- 1/10/22:** Signed a Futures contract with Washington and waived (8/23).
- 9/29/21:** Signed to Washington's practice squad, waived (10/19) and re-signed to Washington's practice squad (10/20).
- 2/10/21:** Reinstated from Reserve/NFI and waived (8/15).
- 9/5/20:** Placed on Reserve/NFI (knee).
- 4/27/19:** Drafted in the sixth round (206th overall) by Washington.

**2022 (Washington):**

- Signed a Futures contract with Washington and was waived during the second cutdown date at training camp.

**2021 (Washington):**

- Began training camp with Washington before being released at the first cutdown date. Spent the rest of the season on Washington's practice squad.

**2020 (Washington):**

- Suffered a torn ACL injury while training in June and was placed on Reserve/Non-Football Injury at the start of training camp, where he remained for the season.

**2019 (Washington):**

- As a rookie, appeared in 16 games and tallied 30 receptions for 365 yards while also contributing on special teams.
- Made his NFL debut at Philadelphia (9/8), catching two passes for 31 yards.
- Had a career day against the N.Y. Jets (11/17), posting 53 receiving yards on a career-best five catches.
- Tallied a career-high 86 receiving yards on seven catches against the N.Y. Giants (12/22).

**COLLEGE:**

- Played three seasons at NC State (2016-18), where he appeared in 38 games and totaled 177 receptions for 2,665 yards and 16 touchdowns.
- Posted back-to-back seasons (2017-18) with 1,000 receiving yards.
- As a junior in 2018, recorded 81 receptions for 1,186 yards and seven touchdowns, earning first-team All-ACC honors and was named a Biletnikoff Award candidate.
- In 2017 as a sophomore, once again named a Biletnikoff Award candidate after amassing 1,017 receiving yards on 69 receptions with four touchdowns in 13 games played. Became the first NC State receiver to eclipse 1,000 receiving yards since 2003.
- As a true freshman, led the team in touchdown receptions (five) and was named to the Athlon Sports All-ACC Freshman squad.

**PERSONAL:**

- Attended Palmyra, N.J., High School, where he played both wide receiver and safety. In his career, collected 2,764 receiving yards on 165 receptions with 36 touchdowns.
- During his senior year, led the state of New Jersey with 1,111 receiving yards on 66 receptions and 14 touchdowns. Also tallied 38 tackles, 2.0 sacks and an interception at safety.
- Majored in parks, recreation and tourism management at NC State.
- Originally born in Liberia, came to the United States when he was four years old.

**HARMON'S NFL TOTALS**

| Year Team            | GP-GS       | RECEIVING |            |                  |           |          | RUSHING  |          |                  |          |          |
|----------------------|-------------|-----------|------------|------------------|-----------|----------|----------|----------|------------------|----------|----------|
|                      |             | No        | Yds        | Avg              | Long      | TD       | No       | Yds      | Avg              | Long     | TD       |
| 2019 Washington..... | 16-8        | 30        | 365        | 12.2             | 30        | 0        | 0        | 0        | 0.0              | 0        | 0        |
| 2020 Washington..... | 0-0         |           |            | RESERVE/NFI-Knee |           |          |          |          | RESERVE/NFI-Knee |          |          |
| 2021 Washington..... | 0-0         |           |            | PRACTICE SQUAD   |           |          |          |          | PRACTICE SQUAD   |          |          |
| <b>Totals.....</b>   | <b>16-8</b> | <b>30</b> | <b>365</b> | <b>12.2</b>      | <b>30</b> | <b>0</b> | <b>0</b> | <b>0</b> | <b>0.0</b>       | <b>0</b> | <b>0</b> |

**PHIL HOSKINS**

**96 • Defensive Tackle**

6-5 • 315 • 1/2/97  
Kentucky • FA-24  
NFL: 4th Year • Cowboys: 1st Year  
Games/Starts: 2023-5/1; Career-13/1  
Postseason: 2023-0/0; Career-0/0



**PRO:** The Dallas Cowboys were looking to add depth to the defensive line when they signed Phil Hoskins to the practice squad prior to the 2024 season. Hoskins, originally drafted in the seventh round (232nd overall) by Carolina in the 2021 NFL Draft, has played in 13 career games. He comes to the Cowboys in 2024 looking to contribute as a depth piece at defensive tackle while contributing on special teams.

**TRANSACTION SUMMARY:**

- 8/29/24:** Signed to Dallas' practice squad.
- 8/27/24:** Released by Arizona.
- 8/29/23:** Released by Kansas City and signed to Arizona's practice squad (10/3).
- 3/24/23:** Signed with Kansas City.
- 1/12/23:** Signed to Kansas City's practice squad.
- 10/22/22:** Released by Carolina and signed to Carolina's practice squad (10/25).
- 5/13/21:** Drafted in the seventh round (232nd overall) by Carolina.

**2023 (Kansas City/Arizona):**

- Signed to Kansas City's practice squad in the postseason, later signing with Kansas City as a free agent in the spring.
- Signed to Arizona's practice squad on midway through the season, where he remained for the rest of the season.
- Saw action in five games and tallied eight tackles for the Cardinals.

**2022 (Carolina):**

- Signed to Carolina's practice squad midway through the year and he saw action in five games, accumulating two tackles on the season.

**2021 (Carolina):**

- As a rookie, appeared in three games and tallied four tackles and 1.0 sack.
- Made his NFL debut at Miami (11/28), totaling two tackles and 1.0 sack.

**COLLEGE:**

- Played three seasons at Kentucky (2017-20), where he appeared in 31 games and totaled 52 tackles, 25 solo tackles, 7.5 tackles for loss, 4.0 sacks, one forced fumble and one interception with the Wildcats.
- Started all 11 games as a redshirt senior, tallying 30 tackles, four tackles for loss, 1.0 sack and his first career interception.
- Missed the 2019 season due to injury.
- Played all 13 games as junior, totaling 20 tackles, 3.5 tackles for loss, one forced fumble and 3.0 sacks.
- Signed with Kentucky in 2017, playing in seven games and tallying two tackles in his first season for the Wildcats.
- Started his collegiate career at Highland Community College in Highland, Kan., accumulating 25 tackles, eight tackles for loss and 4.0 sacks as a freshman in 2016.

**PERSONAL:**

- Played at Whitmer High School in Toledo, Ohio, tallying 63 tackles, 8.0 sacks and two forced fumbles in 2014.
- Named Three Rivers Athletic Conference (TRAC) All-Conference honorable mention as a senior in 2014.
- Majored in community, leadership and development at Kentucky.

**HOSKINS' NFL TOTALS**

| Year Team           | GP-GS       | DEFENSE  |          |             |                |             |          |          |          | INTERCEPTIONS |          |          |            |          | FUMBLES REC |          |          |            |          |          |
|---------------------|-------------|----------|----------|-------------|----------------|-------------|----------|----------|----------|---------------|----------|----------|------------|----------|-------------|----------|----------|------------|----------|----------|
|                     |             | ST       | AT       | TT          | Sks-Yds        | Tkl/Ls      | QB Prs   | PBU      | FF       | No            | Yds      | Avg      | Lg         | TD       | No          | Yds      | Avg      | Lg         | TD       |          |
| 2021 Carolina ..... | 3-0         | 3        | 1        | - 4         | 1.0(-8)        | 0(0)        | 1        | 0        | 0        | 0             | 0        | 0        | 0.0        | 0        | 0           | 0        | 0        | 0.0        | 0        | 0        |
| 2022 Carolina ..... | 5-0         | 1        | 1        | - 2         | 0.0(0)         | 0(0)        | 0        | 0        | 0        | 0             | 0        | 0        | 0.0        | 0        | 0           | 0        | 0        | 0.0        | 0        | 0        |
| 2023 Arizona.....   | 5-1         | 2        | 6        | - 8         | 0.0(0)         | 0(0)        | 0        | 0        | 0        | 0             | 0        | 0        | 0.0        | 0        | 0           | 0        | 0        | 0.0        | 0        | 0        |
| <b>Totals .....</b> | <b>13-1</b> | <b>6</b> | <b>8</b> | <b>- 14</b> | <b>1.0(-8)</b> | <b>0(0)</b> | <b>1</b> | <b>0</b> | <b>0</b> | <b>0</b>      | <b>0</b> | <b>0</b> | <b>0.0</b> | <b>0</b> | <b>0</b>    | <b>0</b> | <b>0</b> | <b>0.0</b> | <b>0</b> | <b>0</b> |

# LINVAL JOSEPH

93 • Defensive Tackle

6-4 • 328 • 10/10/88  
East Carolina • FA-'24  
NFL: 15th Year • Cowboys: 1st Year  
Games/Starts: 2023-7/0; Career-186/170  
Postseason: 2023-2/0; Career-14/12



**PRO:** The Dallas Cowboys were looking to strengthen the defensive line when they signed 15-year NFL veteran Linval Joseph at the conclusion of training camp. Joseph, a former 2010 NFL Draft second round pick (46th overall), joins the Cowboys after spending the 2023 season with Buffalo where he appeared in seven games, notching seven tackles, 1.0 sacks, one quarterback pressure and one tackle for loss. Throughout his time in the NFL, Joseph has played for five different teams where he collected a Super Bowl title (XLVI) as well as two Pro Bowl selections. He has played in 186 games with 170 starts to accumulate 816 tackles, 26.5 sacks, six passes defended, 181 quarterback pressures, 57 tackles for loss, eight forced fumbles and six fumble recoveries.

## TRANSACTION SUMMARY:

- 8/27/24:** Signed with Dallas.
- 11/2/23:** Signed a one-year contract with Buffalo.
- 11/16/22:** Signed a one-year deal with Philadelphia.
- 3/13/20:** Released by Minnesota and signed a two year contract with the LA Chargers (3/18).
- 8/5/17:** Signed a four-year extension with Minnesota.
- 3/12/14:** Signed a five-year contract with Minnesota.
- 7/31/10:** Drafted by the New York Giants in the second round (46th overall).

### 2024 (Dallas):

- Signed with the Cowboys at the conclusion of training camp.

### 2023 (Buffalo):

- Signed a one year deal with Buffalo in Week 9 of the regular season where he appeared in seven games, notching 12 tackles, 1.0 sacks, one quarterback pressure and a tackle for loss.
- Appeared in his first game a Bill at Cincinnati (11/5), three days after signing to the roster, and registered two tackles.
- Posted three tackles and a quarterback pressure at LA Chargers (12/23).

### 2022 (Philadelphia):

- Signed a one year deal with Philadelphia in Week 11 of the regular season.
- Started in all eight of the final games as an Eagle where he tallied 20 tackles, 0.5 sacks and one quarterback pressure.
- Appeared in his first game four days after joining Philadelphia, where he registered four tackles, 0.5 sack and a quarterback pressure at Indiana (11/20).
- Posted five tackles, a season high, at Dallas (12/24).

### 2021 (LA Chargers):

- Accumulated 12 starts in 14 games in his final season in Los Angeles where he tallied 57 tackles, 1.0 sacks, two quarterback pressures and three tackles for loss.
- Registered eight tackles, his second-highest of the season, at Kansas City (9/26).
- Tallied four tackles, 1.0 sacks for ten yards, a quarterback pressure and one tackle for loss at Baltimore (10/17).
- Recorded a season-high nine tackles at Philadelphia (11/7).

### 2020 (LA Chargers):

- Quickly became a defensive leader and force in the interior of the Bolts' defensive front where he started all 16 games to total 62 tackles (his most since 2017), two quarterback pressures and three tackles for loss.
- Led all Chargers defensive linemen with his 62 tackles to help bolster the Bolts' defense to finish top-10 in total defense.
- Recorded five tackles while knocking down Tom Brady for his first QB hit of the season at Tampa Bay (10/4).
- Played in his 150th career game where he recorded four tackles at Miami (11/15).
- Tallied a season-high seven tackles against New England (12/6) and matching that mark three weeks later against Denver (12/27).

### 2019 (Minnesota):

- Registered 44 tackles, 3.0 sacks, six tackles for loss and a forced fumble in the 13 games he played in his final season as a Viking.
- Posted four tackles, two tackles for loss, and an eight yard sack against Atlanta (9/8).
- Recorded his second sack in as many weeks while finishing with six tackles and two tackles for loss at Green Bay (9/15).
- Tallied three tackles and his third sack of the season against Washington (10/24).

### 2018 (Minnesota):

- Started all 15 games that he appeared in to finish the season with 77 tackles, five tackles for loss, 1.0 sacks, one forced fumble, one fumble recovery and a touchdown.
- Recorded seven tackles and a crucial forced fumble on a goal-line stand against San Francisco (9/9).
- Scored his first career touchdown when he recovered a Carson Wentz fumble and returned it for 64 yards to score against Philadelphia (10/7) while also registering five tackles, his first sack of the season and a quarterback pressure. Joseph's touchdown was the third-longest fumble recovery touchdown by a defensive line in Vikings history.
- In his 125th career game, led the team with 10 tackles at Seattle (12/10) which topped a season high set the week before.

### 2017 (Minnesota):

- Set a career high with 58 solo tackles while starting all 16 games for the number one ranked scoring and yardage defense in the NFL while also earning his second Pro Bowl nod.
- Posted three tackles and two quarterback pressures against Tampa (9/24) in his 100th career game.
- Led the team with 11 tackles and notched his first sack of the season along with a quarterback pressure against Detroit (10/1).
- Started his 100th career NFL game while posting four tackles against the LA Rams (11/19).
- Tallied a team high 10 tackles and 1.0 sacks, a tackle for loss and two quarterback pressures at Carolina (12/10).
- Led the defensive line with nine tackles, four quarterback pressures and one tackle for loss against New Orleans in the Divisional Round Playoff win (1/14/18).

### 2016 (Minnesota):

- Earned his first career Pro Bowl bid and became the first Vikings defensive tackle to record 100 tackles in a season since Henry Thomas (100) in 1991.
- Accumulated 100 tackles, seven tackles for loss, 4.0 sacks, 36 quarterback pressures and three forced fumbles for the NFL's third-ranked defense (314.9 yards-per-game).
- Notched eight tackles, 1.0 sack, a career-high tying three tackles for loss and five quarterback pressures against Green Bay (9/18).

Linval Joseph, cont.

- Registered five tackles, one quarterback pressure and a blocked field goal at Jacksonville (12/11).
- Totaled a career-high 15 tackles against Indianapolis (12/18).
- Recorded seven tackles, one tackle for loss, 1.0 sacks, two quarterback pressures and one forced fumble that was returned 20 yards for a touchdown by teammate, Everson Griffen against Chicago (1/1/17).

**2015 (Minnesota):**

- Played a big role a Minnesota defense ranked fifth amongst NFL scoring defenses that allowed 18.9 points per-game and ranked 13th in total defense.
- Notched 12 starts in 12 games to tally 71 tackles, 0.5 sack, two passes defensed, eight tackles for loss, 26 quarterback pressures and one forced fumble.
- Named NFC Defensive Player of the Week for his performance against St. Louis (11/8) for the first time in his career.
- Collected a pair of nine tackle games at Oakland (11/15) and against Green Bay (11/22).

**2014 (Minnesota):**

- Started all 16 games in his first season as a Viking where he finished second along the defensive line with 73 tackles while also tallying 3.0 sacks, one pass breakup, seven tackles for loss and 27 quarterback pressures.
- In his Vikings debut against St. Louis (9/7), he posted six tackles, 1.0 sacks and four quarterback pressures.
- Helped Minnesota's defense become the most improved in 2014, allowing 7.1 fewer offensive points per game than in 2013.

**2013 (NY Giants):**

- Started 15 games in his final season as a Giant where he tallied 75 tackles, 3.0 sacks, one forced fumble and a fumble recovery.
- Notched a career-high 10 tackles at Carolina (9/22).
- Posted seven tackles and 1.0 sacks against Seattle (12/15).

**2012 (NY Giants):**

- Started all 16 games to finish fifth on the team with 72 tackles as well as gaining 4.0 sacks, one forced fumble and two fumble recoveries.
- Posted a career best 2.0 sacks at Dallas (10/28).

**2011 (NY Giants):**

- Transitioned into a starting role in season two, clocking 15 starts across 16 games to accumulate 49 tackles, 2.0 sacks and three pass breakups.
- Claimed first career seack against Miami (10/30).
- Notched a career high nine tackles against Green Bay (12/4).
- Opened all four playoff games in route to the Super Bowl XLVI title where he tallied three tackles in each of the first three contests.

**2010 (NY Giants):**

- Saw action in six games as a rookie, making his NFL debut against Chicago (10/3).
- Had a season-best five stops at Green Bay (12/26).

**COLLEGE:**

- Started 27 of his 41 career games at ECU, opening nine at nose tackles and 18 at defensive end.
- Earned First-Team All-Conference USA as a senior and Honorable Mention All-Conference USA as a junior.

**PERSONAL:**

- Twice named Class AAA All-State and lettered four times in football.
- Earned state title in weightlifting as a junior.
- Competed in shot put and discus as a team advanced to state meet.
- Holds the school record in the shot put and discus.
- Born in the U.S. Virgin Islands and moved with his family to Florida when he was 10 years old.
- He has two daughters, Elani and Lilah.

**JOSEPH'S NFL TOTALS**

| Year Team         | GP-GS          | DEFENSE    |            |              |                     |              |            |          |          | INTERCEPTIONS |          |            |          |          | FUMBLES REC |           |             |           |          |
|-------------------|----------------|------------|------------|--------------|---------------------|--------------|------------|----------|----------|---------------|----------|------------|----------|----------|-------------|-----------|-------------|-----------|----------|
|                   |                | ST         | AT         | TT           | Sks-Yds             | Tkl/Ls       | QB Prs     | PBU      | FF       | No            | Yds      | Avg        | Lg       | TD       | No          | Yds       | Avg         | Lg        | TD       |
| 2010 NY Giants    | 6-0            | 8          | 3          | - 11         | 0.0(0)              | 1(-)         | 0          | 0        | 0        | 0             | 0        | 0          | 0        | 0        | 0           | 0         | 0.0         | 0         | 0        |
| 2011 NY Giants    | 16-15          | 34         | 15         | - 49         | 2.0(15.0)           | 4(-)         | 5          | 4        | 0        | 0             | 0        | 0          | 0        | 0        | 0           | 0         | 0.0         | 0         | 0        |
| 2012 NY Giants    | 16-16          | 39         | 33         | - 72         | 4.0(17.0)           | 5(-)         | 7          | 0        | 1        | 0             | 0        | 0          | 0        | 0        | 2           | 16        | 8.0         | 16        | 0        |
| 2013 NY Giants    | 15-15          | 51         | 24         | - 75         | 3.0(26.0)           | 8(-)         | 8          | 0        | 1        | 0             | 0        | 0          | 0        | 0        | 1           | 0         | 0.0         | 0         | 0        |
| 2014 Minnesota    | 16-16          | 44         | 29         | - 73         | 3.0(23.0)           | 5(-)         | 27         | 1        | 0        | 0             | 0        | 0          | 0        | 0        | 0           | 0         | 0.0         | 0         | 0        |
| 2015 Minnesota    | 12-12          | 43         | 28         | - 71         | 0.5(4.0)            | 7(-)         | 26         | 1        | 1        | 0             | 0        | 0          | 0        | 0        | 0           | 0         | 0.0         | 0         | 0        |
| 2016 Minnesota    | 16-16          | 48         | 52         | - 100        | 4.0(21.5)           | 5(-)         | 36         | 0        | 3        | 0             | 0        | 0          | 0        | 0        | 0           | 0         | 0.0         | 0         | 0        |
| 2017 Minnesota    | 16-16          | 58         | 35         | - 93         | 3.5(23.5)           | 5(-)         | 38         | 0        | 0        | 0             | 0        | 0          | 0        | 0        | 1           | 0         | 0.0         | 0         | 0        |
| 2018 Minnesota    | 15-15          | 47         | 30         | - 77         | 1.0(15.0)           | 4(-)         | 22         | 0        | 1        | 0             | 0        | 0          | 0        | 0        | 1           | 64        | 64.0        | 64        | 0        |
| 2019 Minnesota    | 13-13          | 26         | 18         | - 44         | 3.0(23.0)           | 6(-)         | 6          | 0        | 1        | 0             | 0        | 0          | 0        | 0        | 0           | 0         | 0.0         | 0         | 0        |
| 2020 LA Chargers  | 16-16          | 33         | 29         | - 62         | 0.0(0)              | 3(-)         | 2          | 0        | 0        | 0             | 0        | 0          | 0        | 0        | 0           | 0         | 0.0         | 0         | 0        |
| 2021 LA Chargers  | 14-12          | 30         | 27         | - 57         | 1.0(10.0)           | 3(-)         | 2          | 0        | 0        | 0             | 0        | 0          | 0        | 0        | 0           | 0         | 0.0         | 0         | 0        |
| 2022 Philadelphia | 8-8            | 8          | 12         | - 20         | 0.5(3.0)            | 0(0)         | 1          | 0        | 0        | 0             | 0        | 0          | 0        | 0        | 0           | 0         | 0.0         | 0         | 0        |
| 2023 Buffalo      | 7-0            | 7          | 5          | - 12         | 1.0(3.0)            | 1(-)         | 1          | 0        | 0        | 0             | 0        | 0          | 0        | 0        | 0           | 0         | 0.0         | 0         | 0        |
| <b>Totals</b>     | <b>186-170</b> | <b>476</b> | <b>340</b> | <b>- 816</b> | <b>26.5(-184.0)</b> | <b>57(-)</b> | <b>181</b> | <b>6</b> | <b>8</b> | <b>0</b>      | <b>0</b> | <b>0.0</b> | <b>0</b> | <b>0</b> | <b>5</b>    | <b>80</b> | <b>16.0</b> | <b>64</b> | <b>0</b> |
| <b>Playoffs</b>   |                |            |            |              |                     |              |            |          |          |               |          |            |          |          |             |           |             |           |          |
| 2011 NY Giants    | 4-4            | 5          | 5          | - 10         | 0.0(0)              | 0(0)         | 2          | 1        | 0        | 0             | 0        | 0.0        | 0        | 0        | 0           | 0         | 0.0         | 0         | 0        |
| 2015 Minnesota    | 1-1            | 2          | 1          | - 3          | 0.0(0)              | 0(0)         | 0          | 0        | 0        | 0             | 0        | 0.0        | 0        | 0        | 0           | 0         | 0.0         | 0         | 0        |
| 2017 Minnesota    | 2-2            | 6          | 3          | - 9          | 0.0(0)              | 2(3)         | 1          | 0        | 0        | 0             | 0        | 0.0        | 0        | 0        | 0           | 0         | 0.0         | 0         | 0        |
| 2019 Minnesota    | 2-2            | 5          | 5          | - 10         | 0.0(0)              | 0(0)         | 0          | 0        | 0        | 0             | 0        | 0.0        | 0        | 0        | 0           | 0         | 0.0         | 0         | 0        |
| 2022 Philadelphia | 3-3            | 0          | 1          | - 1          | 0.0(0)              | 0(0)         | 0          | 0        | 0        | 0             | 0        | 0.0        | 0        | 0        | 1           | 0         | 0.0         | 0         | 0        |
| 2023 Buffalo      | 2-0            | 0          | 3          | - 3          | 0.0(0)              | 0(0)         | 0          | 0        | 0        | 0             | 0        | 0.0        | 0        | 0        | 0           | 0         | 0.0         | 0         | 0        |
| <b>Totals</b>     | <b>14-12</b>   | <b>18</b>  | <b>18</b>  | <b>- 36</b>  | <b>0.0(0)</b>       | <b>2(3)</b>  | <b>3</b>   | <b>1</b> | <b>0</b> | <b>0</b>      | <b>0</b> | <b>0.0</b> | <b>0</b> | <b>0</b> | <b>1</b>    | <b>0</b>  | <b>0.0</b>  | <b>0</b>  | <b>0</b> |



**PRO:** The Dallas Cowboys signed Carl Lawson toward the end of training camp, adding a veteran pass rusher who has 119 tackles and 27.0 career sacks. Lawson burst onto the scene as a rookie after the Cincinnati Bengals selected him in the fourth round (116th overall) of the 2017 NFL Draft. While playing under then Bengals Defensive Coordinator Paul Guenther, Lawson led all NFL rookies with 8.5 sacks. After four total years at Cincinnati, Lawson signed a three-year contract with the N.Y. Jets as an unrestricted free agent, where injuries limited playing time in two of the three seasons he resided in New York. In every season in which Lawson has played at least eight games, he has recorded 5.0-or-more sacks, and he will add talent and experience to a young Cowboys edge group in 2024.

#### TRANSACTION SUMMARY:

- 8/15/24:** Signed with Dallas.
- 8/19/21:** Placed on Reserve/Injured with an Achilles' tendon injury.
- 3/17/21:** Signed a three-year contract with the N.Y. Jets through 2023.
- 11/5/18:** Placed on Reserve/Injured with a knee injury.
- 5/7/17:** Drafted in the fourth round (116th overall) by Cincinnati.

#### 2023 (N.Y. Jets):

- After missing most of the preseason and training camp due to a back injury, played in six games and was inactive for the other 11 contests.
- Tallied five tackles in his final season with the N.Y. Jets.

#### 2022 (N.Y. Jets):

- Started all 17 games as part of a defense that finished fourth in total defense (311.1 yards-per-game) and part of a pass rush that produced a 30.6% pressure rate, seventh in the NFL.
- Finished second on the team with 51 quarterback pressures, along with 33 tackles, 7.0 sacks, a single-season career-high nine tackles for loss, one forced fumble and a fumble recovery.
- Recorded a sack in back-to-back games at Pittsburgh (10/2) and against Miami (10/9).
- Had a career-high seven quarterback hits against Miami (10/9).
- Notched a season-high four tackles, a sack and two tackles for loss at Seattle (1/1/23).

#### 2021 (N.Y. Jets):

- Missed the season after being placed on Reserve/Injured during training camp with an Achilles' injury.

#### 2020 (Cincinnati):

- Appeared in all 16 games, with 11 starts, and registered a career-best 36 tackles and two forced fumbles to go with 5.5 sacks and 32 quarterback hits, the second-most in the league.
- In the season-opener against the LA Chargers (9/13), finished with four tackles and a sack.
- Recorded his only multi-sack game of the season with 2.0 sacks, eight tackles and a forced fumble at Philadelphia (9/27).
- Against Pittsburgh (12/21), tallied two tackles, a sack and tied a season-high six quarterback hits.

#### 2019 (Cincinnati):

- Played in 12 games with two starts and registered 23 tackles, 5.0 sacks and 22 quarterback hits.
- Appeared in the first two games of the season but missed Weeks 3-4 due to a hamstring injury.
- Made his first start of the season at Baltimore (10/13) where he accumulated three tackles and a sack.
- Tallied a season-high five tackles, a sack and two quarterback hits at Cleveland (12/8).
- Had 2.0 sacks with four quarterback hits against Cleveland (12/29)

#### 2018 (Cincinnati):

- Limited to seven games before being placed on Reserve/Injured due to a torn ACL in Week 8. In those seven games, had six tackles, a sack and eight quarterback hits.

#### 2017 (Cincinnati):

- Played in all 16 games and led all NFL rookies with 8.5 sacks (single-season career-high) and 21 quarterback hits.
- Became the first player drafted in the fourth round-or-later to lead all rookies in sacks since 2006 (Mark Anderson, Chicago).
- In his third career game, recorded a career-high 2.5 sacks, a season-high four tackles, three quarterback hits and two tackles for loss at Green Bay (9/24).
- Made his first career start in Week 4 at Cleveland (10/1).
- Notched his second career multi-sack game with 1.5 sacks against Cleveland (11/26).

#### COLLEGE:

- Played in 33 career games, with 20 starts, in four years at Auburn (2013-16), totaling 67 tackles, 24 tackles for loss and 14.0 sacks. Was a two-time team captain (2015 and 2016).
- As a junior in 2016, started all 13 games and notched 30 tackles, 13 tackles for loss and 9.0 sacks en route to first-team All-SEC honors.
- In 2015 had a sack, two tackles for loss and four tackles in the season opener against Louisville, but a hip injury caused him to miss the next six games and limited him the rest of the season.
- Redshirted in 2014 after missing the season with a torn ACL.
- As a true freshman, played in all 14 games for an Auburn team that won the SEC and played in the National Championship against Florida State. Finished his freshman campaign with 20 tackles, 4.0 sacks, seven tackles for loss and two forced fumbles.

#### PERSONAL:

- Attended Milton High School in Alpharetta, Ga., where he was considered one of the top high school prospects in the country.
- Recorded 78 tackles as a senior, including 44 tackles for loss and 27.0 sacks.
- Played in the 2013 Under Armour All-America Game.
- Also participated in wrestling and track at Milton High School.
- Majored in communications at Auburn.




**LAWSON'S NFL TOTALS**

| Year Team            | GP-GS        | DEFENSE                  |           |          |            |                   |                 |            |          | INTERCEPTIONS   |          |          |            |          | FUMBLES REC     |          |            |          |          |
|----------------------|--------------|--------------------------|-----------|----------|------------|-------------------|-----------------|------------|----------|-----------------|----------|----------|------------|----------|-----------------|----------|------------|----------|----------|
|                      |              | ST                       | AT        | TT       | Sks-Yds    | Tkl/Ls            | QB Prs          | PBU        | FF       | No              | Yds      | Avg      | Lg         | TD       | No              | Yds      | Avg        | Lg       | TD       |
| 2017 Cincinnati..... | 16-1         | 10                       | 6         | -        | 16         | 8.5(-57)          | 8(-43)          | 21         | 0        | 0               | 0        | 0        | 0          | 0        | 0               | 0        | 0.0        | 0        | 0        |
| 2018 Cincinnati..... | 7-0          | 4                        | 2         | -        | 6          | 1.0(-7)           | 0(0)            | 8          | 0        | 0               | 0        | 0        | 0          | 0        | 0               | 0        | 0.0        | 0        | 0        |
| 2019 Cincinnati..... | 12-2         | 17                       | 6         | -        | 23         | 5.0(-36)          | 6(-40)          | 22         | 0        | 0               | 0        | 0        | 0          | 0        | 0               | 0        | 0.0        | 0        | 0        |
| 2020 Cincinnati..... | 16-11        | 18                       | 18        | -        | 36         | 5.5(-31)          | 4(-19)          | 32         | 0        | 2               | 0        | 0        | 0          | 0        | 0               | 0        | 0.0        | 0        | 0        |
| 2021 N.Y. Jets.....  | 0-0          | RESERVE/INJURED-Achilles |           |          |            |                   |                 |            |          | RESERVE/INJURED |          |          |            |          | RESERVE/INJURED |          |            |          |          |
| 2022 N.Y. Jets.....  | 17-17        | 18                       | 15        | -        | 33         | 7.0(-43)          | 9(-48)          | 24         | 0        | 1               | 0        | 0        | 0          | 0        | 0               | 0        | 0.0        | 0        | 0        |
| 2023 N.Y. Jets.....  | 6-0          | 2                        | 3         | -        | 5          | 0.0(0)            | 0(0)            | 0          | 0        | 0               | 0        | 0        | 0          | 0        | 0               | 0        | 0.0        | 0        | 0        |
| <b>Totals.....</b>   | <b>74-31</b> | <b>69</b>                | <b>50</b> | <b>-</b> | <b>119</b> | <b>27.0(-174)</b> | <b>27(-150)</b> | <b>107</b> | <b>0</b> | <b>3</b>        | <b>0</b> | <b>0</b> | <b>0.0</b> | <b>0</b> | <b>0</b>        | <b>0</b> | <b>0.0</b> | <b>0</b> | <b>0</b> |

**AMANI ORUWARIYE** (oh-rue-WARR-ee-A)

**27 • Cornerback**

6-2 • 202 • 2/9/96  
 Penn State • FA-'24  
 NFL: 5th Year • Cowboys: 1st Year  
 Games/Starts: 2023-0/0; Career-53/36  
 Postseason: 2023-0/0; Career-0/0



**PRO:** The Dallas Cowboys added cornerback Amani Oruwariye to fill out their practice squad with a veteran defender who can help at multiple positions in the secondary. Oruwariye was originally a fifth round (146th overall) draft pick by Detroit in the 2019 NFL Draft and played in 53 games with 36 starts across four seasons with the Lions, accumulating 171 tackles, nine interceptions, 24 pass breakups and four tackles for loss. He spent 2023 on the practice squad of the N.Y. Giants and Jacksonville, but did not appear in any games.

**TRANSACTION SUMMARY:**

- 8/27/24:** Released by Jacksonville and signed to Dallas' practice squad (8/29).
- 1/9/24:** Signed a Futures contract with Jacksonville.
- 10/10/23:** Released by New York and signed with Jacksonville's practice squad (10/16).
- 8/29/23:** Released and signed to the N.Y. Giants practice squad (8/30).
- 3/23/23:** Signed a one-year deal with the N.Y. Giants.
- 4/27/19:** Drafted in the fifth round (146th overall) by Detroit.

**2023 (N.Y. Giants/Jacksonville):**

- Signed with the N.Y. Giants as an unrestricted free agent but was released after training camp and signed to the Giants practice squad.
- Released by the Giants midway through the year and signed to Jacksonville's practice squad.
- Did not see any game action for either the N.Y. Giants or Jacksonville.

**2022 (Detroit):**

- Appeared in 14 games with five starts, tallying 43 tackles, three breakups a tackle for loss and a fumble recovery.
- Started the season opener against Philadelphia (9/11), making four tackles and a pass breakup.
- Made nine tackles and a tackle for loss at Minnesota (9/25), then had five tackles in back-to-back weeks against Seattle (10/2) and at Dallas (10/23), adding a fumble recovery against the Cowboys.

**2021 (Detroit):**

- Started all 14 games played and produced a career-high six interceptions - the third-most in the NFL - and finished as one-of-three players to log at least 50 tackles, 10 pass defenses and six interceptions on the season.
- Totaled 57 tackles, two tackles for loss, six picks, 11 pass breakups and a fumble recovery.
- Recorded his first interception of the year against Baltimore (9/26), then added another the next week at Chicago (10/3).
- Made a season-best nine tackles with a tackle for loss at Minnesota (10/10).
- Picked off a pass against Cincinnati (10/17).
- Finished the year with interceptions in three of his last five games - at Cleveland (11/21), against Chicago (11/25) and against Arizona (12/19) - before a thumb injury landed him on Reserve/Injured and ended his season prematurely.

**2020 (Detroit):**

- Started 15-of-16 games played and posted 53 tackles, seven pass breakups and one interception.
- Added pass breakups in three-consecutive games, logging two at Arizona (9/27), one against New Orleans (10/4) and two at Jacksonville (10/18).
- Made his lone interception of the season at Carolina (11/22) to go along with a season-high five tackles.

**2019 (Detroit):**

- Finished his rookie year starting two-of-nine games played with 18 tackles, two interceptions, and three pass defenses as part of a defense that had the third-most passes defended (42) by cornerbacks in the NFL.
- Made his NFL debut against Kansas City (9/29) but did not record any stats.
- Registered his first career interception at Washington (11/24) to go along with his first two pass breakups.
- Started his first career game against Chicago (11/28) and added six tackles and a takedown on special teams.
- Finished the year with four tackles and an interception against Green Bay (12/29).

**COLLEGE:**

- Played 48 games with 13 starts at Penn State, totaling 106 tackles, two tackles for loss, 30 pass breakups and eight interceptions in his career.
- Started all 13 games as a senior in 2018 and earned first-team All-Big Ten honors, finishing with 51 tackles, two tackles for loss a forced fumble, 15 pass breakups and three interceptions.
- Played in 11 games in 2017 and added 28 tackles, 12 breakups and a career-best four interceptions.
- Saw time in 11 games in 2016 and tallied 22 tackles with two passes defended and a pick-six interception.
- Played in all 13 games as a freshman in 2015, adding five tackles and a pass breakup.

Amani Oruwariye, cont.

**PERSONAL:**

- A three-year letterman at Gaither High School in Tampa, Fla., recorded 47 tackles, two tackles for loss, four interceptions and nine pass breakups as a senior to earn first-team all-district honors. Also blocked four kicks as a senior.
- As a junior, totaled 43 tackles, three interceptions and three blocked kicks to help Gaither win the 2012 Class 7-A District Championship.
- Earned his degree in telecommunications from Penn State.

**ORUWARIYE'S NFL TOTALS**


| Year Team        | GP-GS        | DEFENSE    |            |            |               |               |          |           | INTERCEPTIONS |          |           |            |           | FUMBLES REC |          |          |            |          |          |
|------------------|--------------|------------|------------|------------|---------------|---------------|----------|-----------|---------------|----------|-----------|------------|-----------|-------------|----------|----------|------------|----------|----------|
|                  |              | ST         | AT         | TT         | Sks-Yds       | Tkl/Ls        | QB Prs   | PBU       | FF            | No       | Yds       | Avg        | Lg        | TD          | No       | Yds      | Avg        | Lg       | TD       |
| 2019 Detroit     | 9-2          | 17         | 1-         | 18         | 0.0(0)        | 0(0)          | 0        | 3         | 0             | 2        | 0         | 0.0        | 0         | 0           | 0        | 0        | 0.0        | 0        | 0        |
| 2020 Detroit     | 16-15        | 45         | 8-         | 53         | 0.0(0)        | 1(-6)         | 0        | 7         | 0             | 1        | 0         | 0.0        | 0         | 0           | 0        | 0        | 0.0        | 0        | 0        |
| 2021 Detroit     | 14-14        | 44         | 13-        | 57         | 0.0(0)        | 2(-4)         | 0        | 11        | 0             | 6        | 73        | 12.2       | 50        | 0           | 1        | 0        | 0.0        | 0        | 0        |
| 2022 Detroit     | 14-5         | 35         | 8-         | 43         | 0.0(0)        | 1(-1)         | 0        | 3         | 0             | 0        | 0         | 0.0        | 0         | 0           | 1        | 0        | 0.0        | 0        | 0        |
| 2023 N.Y. Giants |              |            |            |            |               |               |          |           |               |          |           |            |           |             |          |          |            |          |          |
| Jacksonville     |              |            |            |            |               |               |          |           |               |          |           |            |           |             |          |          |            |          |          |
| <b>Totals</b>    | <b>53-36</b> | <b>141</b> | <b>30-</b> | <b>171</b> | <b>0.0(0)</b> | <b>4(-11)</b> | <b>0</b> | <b>24</b> | <b>0</b>      | <b>9</b> | <b>73</b> | <b>8.1</b> | <b>50</b> | <b>0</b>    | <b>2</b> | <b>0</b> | <b>0.0</b> | <b>0</b> | <b>0</b> |

**ADDITIONAL STATISTICS**

Special Teams Tackles – 2019 (1-0-1); 2022 (1-0-1). **Totals: 2-0-2.**

**JORDAN PHILLIPS**  
98 • Defensive Tackle

6-6 • 341 • 7/21/92  
Oklahoma • T(NYG)-'24  
NFL: 10th Year • Cowboys: 1st Year  
Games/Starts: 2023-14/9; Career-120/62  
Postseason: 2023-0/0; Career-3/2



**PRO:** Toward the end of training camp, the Dallas Cowboys facilitated a trade with division rival New York Giants to land a veteran defensive tackle in Jordan Phillips. Phillips, a seasoned NFL vet, comes to Dallas having accumulated 120 games played with 62 starts. He has racked up 120 tackles, 24.0 sacks, one interception, 24 pass breakups, 51 quarterback pressures, 36 tackles for loss, three forced fumbles and two fumble recoveries. Phillips, a known run-stopper around the league, will add experience and depth to a relatively young group on the defensive interior.

**TRANSACTION SUMMARY:**

- 8/15/24:** Traded to Dallas from the N.Y. Giants for draft pick compensation.
- 4/11/24:** Signed a one-year contract with the New York Giants.
- 12/21/23:** Placed on Reserve/Injured with a wrist injury.
- 4/6/23:** Signed a one-year contract with Buffalo.
- 3/16/22:** Released by Arizona and signed with Buffalo (3/17).
- 9/2/21:** Placed on Reserve/Injured with a back injury and activated (10/16).
- 12/19/20:** Placed on Reserve/Injured with a hamstring injury.
- 11/19/20:** Placed on Reserve/Injured with a hamstring injury and activated (12/12).
- 3/18/20:** Signed a three-year contract with Arizona.
- 3/5/19:** Signed a one-year contract with Buffalo.
- 10/2/18:** Waived by Miami and claimed off waivers by Buffalo (10/3).
- 5/7/15:** Drafted in the second round (52nd overall) by Miami.

**2023 (Buffalo):**

- Played in 14 games with nine starts before he suffered a wrist injury in Week 15 against Dallas (12/17) and was placed on Reserve/Injured for the remainder of the season.
- Finished his campaign with 15 tackles, 2.5 sacks, two tackles for loss and a career-best five pass breakups.
- Had a season-high three tackles and a sack at the N.Y. Jets (9/11) in the season opener on Monday Night Football.
- Tallied a sack and a tackle against Dallas (12/17).

**2022 (Buffalo):**

- Appeared in 12 games with one start for the Bills, tallying 20 tackles and 1.5 sacks.
- Inactive for Weeks 3-4 with a hamstring injury.
- Notched 1.5 sacks as part of a career-high tying four tackles at the LA Rams (9/8).
- Had a solo tackle in the postseason game against Cincinnati (1/22/23).

**2021 (Arizona):**

- Started off his final season with the Cardinals on Reserve/Injured with a back injury and missed the first five games.
- Played in nine games with eight starts and contributed 22 tackles, 3.0 sacks, three tackles for loss and two pass breakups.
- Posted a career-high five tackles, including a sack, against the LA Rams (12/12).
- Placed on Reserve/Injured with a hamstring injury and missed the final two regular season games and the playoffs.

**2020 (Arizona):**

- Started all nine games he played, collecting 11 tackles, one tackle for loss, 2.0 sacks, two forced fumbles and a fumble recovery.
- Inactive with a hamstring injury at Buffalo (11/15) and placed on Reserve/Injured (hamstring) the next week. Played one game at the N.Y. Giants (12/13) before returning to Reserve/Injured on Dec. 19.
- Against Washington (9/20) strip-sacked Dwayne Haskins Jr. and added a tackle.
- Sacked Matthew Stafford for a 10-yard loss while adding two tackles against Detroit (9/27).
- Recorded two tackles, two quarterback hits, forced and recovered a fumble at Dallas (10/19) just two days after his father's funeral. Marked the first time in his career that he had a forced fumble and recovery in the same game.

Jordan Phillips, cont.

**2019 (Buffalo):**

- Played in all 16 games with nine starts, posting career-high totals of 31 tackles, 9.5 sacks, 16 quarterback hits and 13 tackles for loss.
- Phillips' 9.5 sacks ranked second among defensive tackles, trailing only Aaron Donald (12.5).
- Notched a career-high 3.0 sacks at Tennessee (10/16) and recorded 2.0 sacks at Pittsburgh (12/15).
- Started the Bills playoff game at Houston (1/4/20), posting one quarterback pressure.

**2018 (Miami/Buffalo):**

- Appeared in four games where he logged three tackles, one sack, one pass defended and three quarterback pressures for Miami before being waived (10/2) then picked up by Buffalo (10/3).
- Saw action in 12 games for the Bills where he tallied 12 tackles, three passes defended and one fumble recovery.

**2017 (Miami):**

- Appeared in 13 games, making 11 starts to accumulate 16 tackles, 2.0 sacks and three passes defended.
- Recorded two tackles, a sack and one pass defended against Denver (12/3).
- Notched one tackle and a sack against New England (12/11).

**2016 (Miami):**

- Played in all 16 games, making 11 starts, and tallied 23 tackles, a half sack, one interception, three pass breakups and one blocked PAT.
- Logged four tackles, a half sack, and forced a fumble at Seattle (9/11).
- Made one tackle, one pass defended, tallied his first career interception and returned it for 17 yards against the N.Y. Jets (11/6).
- Recorded one pass defended and blocked a PAT that was returned for a defensive two-point conversion against Arizona (12/11).

**2015 (Miami):**

- Appeared in 15 games as a rookie, clocking four starts, and logged 19 tackles, 2.0 sacks and four passes defended.
- Made his NFL debut at Washington (9/13), where he made one tackle and notched his first career sack.
- Tallied two tackles and two tipped passes against Dallas (11/22).
- Accumulated four tackles and tipped a pass that resulted in an interception by teammate Reshad Jones against Baltimore (12/6).

**COLLEGE:**

- Three-year letterman at Oklahoma, where he played in 28 games with 17 starts and totaled 57 tackles, 2.0 sacks, two passes defended, and one fumble recovery.
- As a junior in his final season in 2014, started all 13 games and earned second-team All-Big 12 honors after totaling 38 tackles, 2.0 sacks, and one fumble recovery in 13 games.
- In his sophomore season, started four games and collected seven tackles, 1.5 sacks, and one pass defended before a back injury ended his season.
- Redshirted as a true freshman in 2011.

**PERSONAL:**

- Earned All-American honors in football and all-state recognition in basketball and baseball at Circle High School in Towanda, Kansas.
- As a senior in 2010, earned all-state honors with 68 tackles, 8.5 sacks, one interception, and two fumble recoveries while also adding 17 receptions for 40 yards and four touchdowns, blocked two kicks, and had a 36.9-yard gross punting average.
- Picked up photography after his son, Malik, was born.
- Majored in criminology at Oklahoma.

**PHILLIPS' NFL TOTALS**

| Year Team          | GP-GS         | DEFENSE                   |           |              |                   |                 |           |           |          |          | INTERCEPTIONS   |             |           |          |          | FUMBLES REC     |            |          |          |          |  |
|--------------------|---------------|---------------------------|-----------|--------------|-------------------|-----------------|-----------|-----------|----------|----------|-----------------|-------------|-----------|----------|----------|-----------------|------------|----------|----------|----------|--|
|                    |               | ST                        | AT        | TT           | Sks-Yds           | Tk/Ls           | QB Prs    | PBU       | FF       | No       | Yds             | Avg         | Lg        | TD       | No       | Yds             | Avg        | Lg       | TD       |          |  |
| 2015 Miami.....    | 15-4          | 14                        | 5         | - 19         | 2.0(-14)          | 2(-14)          | 5         | 1         | 0        | 0        | 0               | 0.0         | 0         | 0        | 0        | 0               | 0          | 0.0      | 0        | 0        |  |
| 2016 Miami.....    | 16-11         | 13                        | 10        | - 23         | 0.5(0)            | 5(-11)          | 3         | 5         | 0        | 1        | 17              | 17.0        | 17        | 0        | 0        | 0               | 0.0        | 0        | 0        | 0        |  |
| 2017 Miami.....    | 13-11         | 10                        | 6         | - 16         | 2.0(-22)          | 4(-27)          | 6         | 3         | 0        | 0        | 0               | 0.0         | 0         | 0        | 0        | 0               | 0.0        | 0        | 0        | 0        |  |
| 2018 Miami.....    | 4-0           | 3                         | 2         | - 5          | 1.0(-5)           | 1(-5)           | 3         | 5         | 0        | 0        | 0               | 0.0         | 0         | 0        | 0        | 0               | 0.0        | 0        | 0        | 0        |  |
| Buffalo.....       | 12-0          | 12                        | 7         | - 19         | 0.0(0)            | 2(-5)           | 0         | 5         | 0        | 0        | 0               | 0.0         | 0         | 0        | 1        | 0               | 0.0        | 0        | 0        | 0        |  |
| 2019 Buffalo.....  | 16-9          | 25                        | 6         | - 31         | 9.5(-71)          | 13(-72)         | 16        | 1         | 1        | 0        | 0               | 0.0         | 0         | 0        | 0        | 0               | 0.0        | 0        | 0        | 0        |  |
| 2020 Arizona.....  | 9-9           | 10                        | 1         | - 11         | 2.0(-13)          | 1(-10)          | 3         | 1         | 2        | 0        | 0               | 0.0         | 0         | 0        | 1        | 0               | 0.0        | 0        | 0        | 0        |  |
| 2021 Arizona.....  | 9-8           | 14                        | 8         | - 22         | 3.0(-20)          | 3(-20)          | 4         | 1         | 0        | 0        | 0               | 0.0         | 0         | 0        | 0        | 0               | 0.0        | 0        | 0        | 0        |  |
| 2022 Buffalo.....  | 12-1          | 9                         | 11        | - 20         | 1.5(-15)          | 3(-13)          | 6         | 1         | 0        | 0        | 0               | 0.0         | 0         | 0        | 0        | 0               | 0.0        | 0        | 0        | 0        |  |
| 2023 Buffalo.....  | 14-9          | 10                        | 5         | - 15         | 2.5(-24)          | 2(-21)          | 5         | 0         | 0        | 0        | 0               | 0.0         | 0         | 0        | 0        | 0               | 0.0        | 0        | 0        | 0        |  |
| <b>Totals.....</b> | <b>120-62</b> | <b>120</b>                | <b>61</b> | <b>- 181</b> | <b>24.0(-183)</b> | <b>36(-198)</b> | <b>51</b> | <b>17</b> | <b>3</b> | <b>1</b> | <b>17</b>       | <b>17.0</b> | <b>17</b> | <b>0</b> | <b>2</b> | <b>0</b>        | <b>0.0</b> | <b>0</b> | <b>0</b> | <b>0</b> |  |
| <b>Playoffs</b>    |               |                           |           |              |                   |                 |           |           |          |          |                 |             |           |          |          |                 |            |          |          |          |  |
| 2016 Miami.....    | 1-1           | 2                         | 1         | - 3          | 0.0(0)            | 2(-4)           | 0         | 0         | 0        | 0        | 0               | 0.0         | 0         | 0        | 0        | 0               | 0.0        | 0        | 0        | 0        |  |
| 2019 Buffalo.....  | 1-1           | 0                         | 0         | - 0          | 0.0(0)            | 0(0)            | 1         | 0         | 0        | 0        | 0               | 0.0         | 0         | 0        | 0        | 0               | 0.0        | 0        | 0        | 0        |  |
| 2021 Arizona.....  | 0-0           | RESERVE/INJURED-Hamstring |           |              |                   |                 |           |           |          |          | RESERVE/INJURED |             |           |          |          | RESERVE/INJURED |            |          |          |          |  |
| 2022 Buffalo.....  | 1-0           | 1                         | 0         | - 1          | 0.0(0)            | 0(0)            | 0         | 0         | 0        | 0        | 0               | 0.0         | 0         | 0        | 0        | 0               | 0.0        | 0        | 0        | 0        |  |
| 2023 Buffalo.....  | 0-0           | RESERVE/INJURED-Wrist     |           |              |                   |                 |           |           |          |          | RESERVE/INJURED |             |           |          |          | RESERVE/INJURED |            |          |          |          |  |
| <b>Totals.....</b> | <b>3-2</b>    | <b>3</b>                  | <b>1</b>  | <b>- 4</b>   | <b>0.0(0)</b>     | <b>2(-4)</b>    | <b>1</b>  | <b>0</b>  | <b>0</b> | <b>0</b> | <b>0</b>        | <b>0.0</b>  | <b>0</b>  | <b>0</b> | <b>0</b> | <b>0</b>        | <b>0.0</b> | <b>0</b> | <b>0</b> | <b>0</b> |  |



**PRO:** Midway through training camp in 2024, the Dallas Cowboys signed seasoned NFL veteran Nick Vigil to a one-year deal. Vigil, a former 2016 third round pick by Cincinnati, hails to Dallas from Minnesota. He boasts 253 career tackles, 5.0 sacks, three interceptions, 17 pass breakups, 10 pressures, two forced fumbles and five fumble recoveries across 97 games, clocking 53 starts. Last season with Minnesota, Vigil spent time on both the Vikings practice squad and active roster where he appeared in eight games. Vigil provides seasoned experience to a young linebacker room.

#### TRANSACTION SUMMARY:

- 8/7/24:** Signed with Dallas.
- 12/29/23:** Signed to Minnesota's practice squad (12/29).
- 8/31/23:** Signed to Minnesota's practice squad and waived (12/23).
- 8/6/23:** Signed a one-year deal with the N.Y. Jets and released (8/28).
- 10/8/22:** Placed on Reserve/Injured with a hamstring injury.
- 3/22/22:** Signed a one-year contract with Arizona.
- 4/6/21:** Signed a one-year contract with Minnesota.
- 3/24/20:** Signed a one-year contract with the LA Chargers.
- 12/22/17:** Placed on Reserve/Injured with a back injury.
- 5/10/16:** Drafted in the third round (87th overall) by Cincinnati.

#### 2023 (N.Y. Jets/Minnesota):

- Signed with the N.Y. Jets midway through training camp, but was released at the roster cutdown date (8/28).
- Signed with Minnesota's practice squad and played in eight games, contributing two special teams tackles.
- Made his season debut at Green Bay (10/29) after being elevated from the practice squad and recorded his first stat of the year with an assisted tackle on special teams.

#### 2022 (Arizona):

- Appeared in four games with two starts, posting 13 tackles, one pass breakup and one tackle for loss before going on Reserved/Injured with a hamstring injury.

#### 2021 (Minnesota):

- Appeared in 16 games with 12 starts to accumulate 83 tackles, a sack, three quarterback pressures and one pick-six.
- Intercepted Kyler Murray for his first career touchdown at Arizona (9/19).
- Played every defensive snap and recorded 15 tackles, the second-most of his career, at Detroit (12/5).

#### 2020 (LA Chargers):

- Appeared in 15 games, including two starts, to record 42 tackles, 2.0 sacks, one pass breakup, one forced fumble and two fumble recoveries.
- Had a career-high 2.0 sacks at Las Vegas (12/17) and again against Denver (12/27).
- Notched a season-best nine tackles in a pair of games against New England (12/6) and at Las Vegas (12/17).
- Recorded a fumble recovery at Miami (11/15) and returned it for 44 yards, his second fumble recovery of the season and fourth over the past two seasons.

#### 2019 (Cincinnati):

- Started all 16 games, finishing with 111 tackles, a half-sack, three tackles for loss, one interception, five pass breakups, one forced fumble and two fumble recoveries.
- Kicked off a three-game stretch with 10-plus tackles, totaling 11 stops at Pittsburgh (9/30), and finished with 13 tackles each against Arizona (10/6) and at Baltimore (10/13).
- Returned an interception for 34 yards and posted four tackles and two passes defended at Cleveland (12/8).

#### 2018 (Cincinnati):

- Played in 11 games with 10 starts at linebacker where he finished third on the team with 84 tackles while also logging three pass breakups and a fumble recovery.
- Recorded three games with 11-or-more tackles, at Indianapolis (11; 9/9), at Carolina (12; 9/23) and at Pittsburgh (17; 12/30).
- His 17 tackles at Pittsburgh were the most by a Bengal since Vontaze Burfict's 18 in 2013.

#### 2017 (Cincinnati):

- Started 11 games and recorded 77 tackles, a sack, five passes breakups and one interception.
- Notched first career interception against Baltimore (9/10).
- Had a season-high 11 tackles at Cleveland, including a sack (10/1).
- Placed on Reserve/Injured (12/22) due to a back injury.

#### 2016 (Cincinnati):

- Appeared in 16 games as a rookie where he logged 14 tackles on defense and seven on special teams.
- Finished third on the team in special teams snaps with 306.
- Tallied his first two tackles on defense against Buffalo (11/20).
- Clocking a season-high 37 defensive snaps and six tackles against Baltimore (1/1/17).

#### COLLEGE:

- Started 30 of his 40 career games at Utah State where he totaled 324 tackles and 15.5 sacks.
- Used as a situational running back in his final two seasons where he accumulated 169 yards on 47 carries (3.6) and four touchdowns.
- Helped the Aggies to the Mountain West Conference title in 2013 while also taking victories in the Poinsettia Bowl (2013) and New Mexico Bowl (2014).
- Earned First-Team All-MWC honors his sophomore and junior seasons.

#### PERSONAL:

- Earned three letters in football at Fremont High School in Plain City, Utah, and was a standout at running back and strong safety during his varsity tenure.

**VIGIL'S NFL TOTALS**

| Year Team             | GP-GS        | DEFENSE    |            |          |             |                 |                |           |           |          | INTERCEPTIONS |           |             |            |          | FUMBLES REC |           |            |           |          |
|-----------------------|--------------|------------|------------|----------|-------------|-----------------|----------------|-----------|-----------|----------|---------------|-----------|-------------|------------|----------|-------------|-----------|------------|-----------|----------|
|                       |              | ST         | AT         | TT       | Sks-<br>Yds | Tkl/<br>Ls      | QB<br>Prs      | PBU       | FF        | No       | Yds           | Avg       | Lg          | TD         | No       | Yds         | Avg       | Lg         | TD        |          |
| 2016 Cincinnati.....  | 16-0         | 11         | 3          | -        | 14          | 0.0(0)          | 0(0)           | 0         | 1         | 0        | 0             | 0         | 0           | 0          | 0        | 0           | 0         | 0          | 0         |          |
| 2017 Cincinnati.....  | 11-11        | 43         | 34         | -        | 77          | 1.0(-7)         | 3(-12)         | 2         | 5         | 0        | 1             | 0         | 0.0         | 0          | 0        | 0           | 0         | 0          | 0         |          |
| 2018 Cincinnati.....  | 11-10        | 62         | 22         | -        | 84          | 0.0(0)          | 5(-6)          | 1         | 3         | 0        | 0             | 0         | 0.0         | 0          | 0        | 1           | 0         | 0.0        | 0         |          |
| 2019 Cincinnati.....  | 16-16        | 60         | 51         | -        | 111         | 1.0(0)          | 2(-6)          | 4         | 5         | 1        | 1             | 34        | 34.0        | 34         | 0        | 2           | 13        | 13.0       | 13        |          |
| 2020 LA Chargers..... | 15-2         | 26         | 16         | -        | 42          | 2.0(-3)         | 2(-7)          | 0         | 1         | 1        | 0             | 0         | 0.0         | 0          | 0        | 2           | 0         | 0.0        | 0         |          |
| 2021 Minnesota.....   | 16-12        | 44         | 39         | -        | 83          | 1.0(-12)        | 3(-7)          | 3         | 1         | 0        | 1             | 38        | 38.0        | 38t        | 1        | 0           | 0         | 0.0        | 0         |          |
| 2022 Arizona.....     | 4-2          | 7          | 6          | -        | 13          | 0.0(0)          | 1(-6)          | 0         | 1         | 0        | 0             | 0         | 0.0         | 0          | 0        | 0           | 0         | 0.0        | 0         |          |
| 2023 Minnesota.....   | 8-0          | 0          | 0          | -        | 0           | 0.0(0)          | 0(0)           | 0         | 0         | 0        | 0             | 0         | 0.0         | 0          | 0        | 0           | 0         | 0.0        | 0         |          |
| <b>Totals.....</b>    | <b>97-53</b> | <b>253</b> | <b>171</b> | <b>-</b> | <b>424</b>  | <b>5.0(-22)</b> | <b>16(-56)</b> | <b>10</b> | <b>17</b> | <b>2</b> | <b>3</b>      | <b>72</b> | <b>24.0</b> | <b>38t</b> | <b>1</b> | <b>5</b>    | <b>13</b> | <b>2.6</b> | <b>13</b> | <b>0</b> |



**UPDATED PLAYER BIOS**



## 2024 PLAYER BIO UPDATES

### 5 Bryan Anger, P

Games/Starts: 2024-1/0 Career-194/0

|                | No  | Yds    | Avg  | Punting |      | Lg | Blk | Ret | RetYds | Net  |
|----------------|-----|--------|------|---------|------|----|-----|-----|--------|------|
|                |     |        |      | TB      | In20 |    |     |     |        |      |
| Last Game..... | 6   | 294    | 49.0 | 0       | 0    | 59 | 0   | 5   | 72     | 14.4 |
| 2024.....      | 6   | 294    | 49.0 | 0       | 0    | 59 | 0   | 5   | 72     | 14.4 |
| Career.....    | 828 | 38,789 | 46.8 | 61      | 300  | 83 | 5   | 379 | 3,112  | 41.4 |

| Career..... | Special Teams |      |     |    | FR | BP | BFG | BXP |
|-------------|---------------|------|-----|----|----|----|-----|-----|
|             | Solo          | Asst | Tot | FF |    |    |     |     |
|             | -             | 14   |     |    |    |    |     |     |

at Cleveland (9/8) Had six punts for a gross average of 49.0 and net average of 37.0.

### 17 Brandon Aubrey, K

Games/Starts: 2024-1/0 Career-18/0

|                | Scoring |       |     |     | Kickoffs |     |     | Opp Ret | Avg. Ret |
|----------------|---------|-------|-----|-----|----------|-----|-----|---------|----------|
|                | PAT     | FG    | Lng | Pts | No       | TB  | TB% |         |          |
| Last Game..... | 3-3     | 4-4   | 57  | 15  | 8        | 4   | 50% | 4       | 24.3     |
| 2024.....      | 3-3     | 4-4   | 57  | 15  | 8        | 4   | 50% | 4       | 24.3     |
| Career.....    | 52-55   | 40-42 | 60  | 172 | 117      | 103 | 88% | 12      | 24.6     |

|                | Field Goals | 10-19 | 20-29 | 30-39 | 40-49 | 50+   | Total | Pct |
|----------------|-------------|-------|-------|-------|-------|-------|-------|-----|
| Last Game..... | 0-0         | 0-0   | 0-0   | 2-2   | 2-2   | 4-4   | 100.0 |     |
| 2024.....      | 0-0         | 0-0   | 0-0   | 2-2   | 2-2   | 4-4   | 100.0 |     |
| Totals.....    | 0-0         | 9-9   | 13-15 | 6-6   | 12-12 | 40-42 | 95.2  |     |

at Cleveland (9/8) Opened the season as perfect, nailing four field goals (57, 40, 50, 46). Improved his career record to 12-of-12 for field goals from 50 yards-or-more. His 57-yard field goal was the longest made field goal in a Cowboys season opener.

### 66 T.J. Bass, G

Games/Starts: 2024-1/0 Career-18/2

at Cleveland (9/8) Served as a reserve for the offensive line and predominately played special teams.

### 56 Cooper Beebe, C

Games/Starts: 2024-1/1 Career-1/1

at Cleveland (9/8) Made his NFL debut at center and blocked for an offense that tallied 265 net yards and 102 yards on the ground. Beebe, combined with Guyton, became the second rookie offensive lineman duo that the Cowboys have started in the season opener.

### 14 Markquese Bell, S

Games/Starts: 2024-1/0 Career-23/8

| Last Game..... | Solo | Tackles |     | Sks/ Yds | Tkl/ Loss | QB Prs | PBU | FF-FR |
|----------------|------|---------|-----|----------|-----------|--------|-----|-------|
|                |      | Asst    | Tot |          |           |        |     |       |
| 2024.....      | 63   | 41      | -   | 104      | 3(-9)     | 1      | 4   | 2-0   |
| Career.....    | 63   | 41      | -   | 104      | 3(-9)     | 1      | 4   | 2-0   |

| Last Game..... | Solo | Asst | Special Teams |    |    |    |     |     |
|----------------|------|------|---------------|----|----|----|-----|-----|
|                |      |      | Tot           | FF | FR | BP | BFG | BXP |
| 2024.....      | 2    | 0    | -             | 2  |    |    |     |     |
| Career.....    | 2    | 0    | -             | 2  |    |    |     |     |

at Cleveland (9/8) Saw action primarily on special teams, making two special teams tackles, but also served in reserve role at safety.

### 26 DaRon Bland, CB

Games/Starts: 2024-0/0 Career-34/23

| Last Game..... | Solo | Tackles |     | Sks/ Yds | Tkl/ Loss | QB Prs | PBU | FF-FR                |
|----------------|------|---------|-----|----------|-----------|--------|-----|----------------------|
|                |      | Asst    | Tot |          |           |        |     |                      |
| 2024.....      |      |         |     |          |           |        |     | RESERVE/INJURED-Foot |
| Career.....    | 93   | 35      | -   | 128      | 4(-7)     | 4      | 22  |                      |

| Career..... | Interceptions |      |      |     |    | Fumble Recoveries |      |      |    |    |
|-------------|---------------|------|------|-----|----|-------------------|------|------|----|----|
|             | No.           | Yds. | Avg. | Lg  | TD | No.               | Yds. | Avg. | Lg | TD |
|             | 14            | 228  | 16.3 | 63t | 5  |                   |      |      |    |    |

| Career..... | Special Teams |      |     |    | FR | BP | BFG | BXP |
|-------------|---------------|------|-----|----|----|----|-----|-----|
|             | Solo          | Asst | Tot | FF |    |    |     |     |
|             | 2             | 0    | -   | 2  |    |    |     |     |

• Suffered a stress fracture in his left foot at the conclusion of training camp. Underwent surgery later in the summer and placed on Reserve/Injured (Designated to Return).

### 25 Andrew Booth, CB

Games/Starts: 2024-0/0 Career-23/2

| Last Game..... | Solo | Tackles |     | Sks/ Yds | Tkl/ Loss | QB Prs | PBU | FF-FR    |
|----------------|------|---------|-----|----------|-----------|--------|-----|----------|
|                |      | Asst    | Tot |          |           |        |     |          |
| 2024.....      |      |         |     |          |           |        |     | INACTIVE |
| Career.....    | 18   | 1       | -   | 19       | 0(0)      | 0      | 1   | 0-0      |

| Career..... | Special Teams |      |     |    | FR | BP | BFG | BXP |
|-------------|---------------|------|-----|----|----|----|-----|-----|
|             | Solo          | Asst | Tot | FF |    |    |     |     |
|             | 1             | 0    | -   | 1  |    |    |     |     |

at Cleveland (9/8) Inactive.

## 83 Jalen Brooks, WR

Games/Starts: 2024-1/0 Career-8/0

|           | Receiving |      |      |    |    |
|-----------|-----------|------|------|----|----|
|           | Rec.      | Yds. | Avg. | Lg | TD |
| Last Game | 1         | 18   | 18.0 | 18 | 0  |
| 2024      | 1         | 18   | 18.0 | 18 | 0  |
| Career    | 7         | 82   | 11.7 | 24 | 0  |

|           | Special Teams |      |   |     |    |    |    |     |     |
|-----------|---------------|------|---|-----|----|----|----|-----|-----|
|           | Solo          | Asst | - | Tot | FF | FR | BP | BFG | BXP |
| Last Game | 2             | 0    | - | 2   |    |    |    |     |     |
| 2024      | 2             | 0    | - | 2   |    |    |    |     |     |
| Career    | 2             | 0    | - | 2   |    |    |    |     |     |

at Cleveland (9/8) Saw action primarily on special teams but served as a reserve wide receiver. Caught one pass for 18 yards in the second quarter and made two special teams tackles.

## 21 Caelen Carson, CB

Games/Starts: 2024-1/1 Career-1/1

|           | Tackles |      |       | Sks/<br>Yds | Tkl/<br>Loss | QB<br>Prs | PBU | FF-FR |
|-----------|---------|------|-------|-------------|--------------|-----------|-----|-------|
|           | Solo    | Asst | - Tot |             |              |           |     |       |
| Last Game | 4       | 0    | - 4   |             |              |           | 2   |       |
| 2024      | 4       | 0    | - 4   |             |              |           | 2   |       |

at Cleveland (9/8) Made his NFL debut and first career start at corner, tallying four tackles and two passes defended.

## 33 Damone Clark, LB

Games/Starts: 2024-1/0 Career-27/22

|           | Tackles |      |       | Sks/<br>Yds | Tkl/<br>Loss | QB<br>Prs | PBU | FF-FR |
|-----------|---------|------|-------|-------------|--------------|-----------|-----|-------|
|           | Solo    | Asst | - Tot |             |              |           |     |       |
| Last Game | 2       | 2    | - 4   |             |              |           |     |       |
| 2024      | 2       | 2    | - 4   |             |              |           |     |       |
| Career    | 105     | 64   | - 169 |             | 5(-16)       | 9         | 2   | 2-1   |

|        | Special Teams |      |   |     |    |    |    |     |     |
|--------|---------------|------|---|-----|----|----|----|-----|-----|
|        | Solo          | Asst | - | Tot | FF | FR | BP | BFG | BXP |
| Career | 4             | 1    | - | 5   |    |    |    |     |     |

at Cleveland (9/8) Saw action primarily as a reserve linebacker, where he made four tackles and also contributed on special teams.

## 3 Brandin Cooks, WR

Games/Starts: 2024-1/1 Career-149/136

|           | Receiving |       |      |     |    | Rushing |      |      |    |    |
|-----------|-----------|-------|------|-----|----|---------|------|------|----|----|
|           | Rec.      | Yds.  | Avg. | Lg  | TD | Att.    | Yds. | Avg. | Lg | TD |
| Last Game | 4         | 40    | 10.0 | 21t | 1  | 1       | 5    | 5.0  | 5  | 0  |
| 2024      | 4         | 40    | 10.0 | 21t | 1  | 1       | 5    | 5.0  | 5  | 0  |
| Career    | 688       | 9,313 | 13.5 | 98t | 58 | 56      | 349  | 6.2  | 28 | 2  |

|        | Punt Returns |      |      |    |       | Kickoff Returns |      |      |    |    |
|--------|--------------|------|------|----|-------|-----------------|------|------|----|----|
|        | No.          | Yds. | Avg. | FC | Lg TD | No.             | Yds. | Avg. | Lg | TD |
| Career | 13           | 49   | 3.8  | 15 | 15 0  | 1               | 12   | 12.0 | 12 | 0  |

at Cleveland (9/8) Started at wide receiver where he caught four passes for 40 yards and a touchdown. Has caught a touchdown in four consecutive games dating back to Week 16 of last season at Miami (12/24/23), the longest touchdown streak of his career.

## 7 Trevon Diggs, CB

Games/Starts: 2024-1/1 Career-48/47

|           | Tackles |      |       | Sks/<br>Yds | Tkl/<br>Loss | QB<br>Prs | PBU | FF-FR |
|-----------|---------|------|-------|-------------|--------------|-----------|-----|-------|
|           | Solo    | Asst | - Tot |             |              |           |     |       |
| Last Game | 4       | 1    | - 5   |             |              |           | 2   |       |
| 2024      | 4       | 1    | - 5   |             |              |           | 2   |       |
| Career    | 150     | 27   | - 177 | 1.0(0)      | 1(-1)        |           | 52  | 2-1   |

|           | Interceptions |      |      |     |    | Fumble Recoveries |      |      |    |    |
|-----------|---------------|------|------|-----|----|-------------------|------|------|----|----|
|           | No.           | Yds. | Avg. | Lg  | TD | No.               | Yds. | Avg. | Lg | TD |
| Last Game | 1             | 1    | 1    | 1   |    |                   |      |      |    |    |
| 2023      | 1             | 1    | 1    | 1   |    |                   |      |      |    |    |
| Career    | 19            | 204  | 10.7 | 59t | 2  | 1                 | 17   | 17.0 | 17 | 0  |

at Cleveland (9/8) Started at cornerback in his first game back from injury where he posted five tackles, one interception and two passes defended. Talled his 19th career interception which is the second-most by a Cowboys player through the first 48 games of his career, trailing only Everson Walls (25). Diggs currently leads the NFL with 16 interceptions since 2021, despite not playing the final 14 games of the 2023 season due to injury.

## 23 Rico Dowdle, RB

Games/Starts: 2024-1/0 Career-37/0

|           | Rushing |      |      |    |    | Receiving |      |      |    |    |
|-----------|---------|------|------|----|----|-----------|------|------|----|----|
|           | Att.    | Yds. | Avg. | Lg | TD | Rec.      | Yds. | Avg. | Lg | TD |
| Last Game | 8       | 26   | 3.3  | 10 | 0  | 1         | 6    | 6.0  | 6  | 0  |
| 2024      | 8       | 26   | 3.3  | 10 | 0  | 1         | 6    | 6.0  | 6  | 0  |
| Career    | 96      | 385  | 4.0  | 21 | 2  | 17        | 144  | 8.5  | 32 | 2  |

|        | Kickoff Returns |      |      |    |    |
|--------|-----------------|------|------|----|----|
|        | No.             | Yds. | Avg. | Lg | TD |
| Career | 10              | 238  | 23.8 | 64 | 0  |

|        | Special Teams |      |   |     |    |    |    |     |     |
|--------|---------------|------|---|-----|----|----|----|-----|-----|
|        | Solo          | Asst | - | Tot | FF | FR | BP | BFG | BXP |
| Career | 4             | 1    | - | 5   |    |    |    |     |     |

at Cleveland (9/8) In a reserve role, registered eight carries for 26 yards and caught one pass for six yards.

## 15 Ezekiel Elliott, RB

Games/Starts: 2024-1/1 Career-121/108

|           | Rushing |       |      |     |    | Receiving |       |      |     |    |
|-----------|---------|-------|------|-----|----|-----------|-------|------|-----|----|
|           | Att.    | Yds.  | Avg. | Lg  | TD | Rec.      | Yds.  | Avg. | Lg  | TD |
| Last Game | 10      | 40    | 4.0  | 9   | 1  | 2         | 9     | 4.5  | 9   | 0  |
| 2024      | 10      | 40    | 4.0  | 9   | 1  | 2         | 9     | 4.5  | 9   | 0  |
| Career    | 2,065   | 8,904 | 4.3  | 60t | 71 | 356       | 2,649 | 7.4  | 83t | 14 |

at Cleveland (9/8) Started his first game back in a Cowboys uniform where he recorded 10 carries for 40 yards and a touchdown while also catching two passes for nine yards. Elliott's three-yard touchdown rush was his first as a Cowboy since 2022 at Tennessee (12/29). Talled his 69th career touchdown as a Cowboy, third in franchise history behind Tony Dorsett (72) and Emmitt Smith (153).

## 87 Jake Ferguson, TE

Games/Starts: 2024-1/1 Career-34/25

|           | Receiving |      |      |    |    |
|-----------|-----------|------|------|----|----|
|           | Rec.      | Yds. | Avg. | Lg | TD |
| Last Game | 3         | 15   | 5.0  | 7  | 0  |
| 2024      | 3         | 15   | 5.0  | 7  | 0  |
| Career    | 90        | 935  | 10.4 | 40 | 7  |

|        | Special Teams |      |   |     |    |    |    |     |     |
|--------|---------------|------|---|-----|----|----|----|-----|-----|
|        | Solo          | Asst | - | Tot | FF | FR | BP | BFG | BXP |
| Career | 1             | 0    | - | 1   |    |    |    |     |     |

at Cleveland (9/8) Started at tight end, catching three passes for 15 yards before leaving the game with a knee injury.

## 80 Ryan Flournoy, WR

Games/Starts: 2024-0/0 Career-0/0

|           | Receiving |      |      |    |    | Rushing |      |      |    |    |
|-----------|-----------|------|------|----|----|---------|------|------|----|----|
|           | Rec.      | Yds. | Avg. | Lg | TD | Att.    | Yds. | Avg. | Lg | TD |
| Last Game | INACTIVE  |      |      |    |    |         |      |      |    |    |
| 2024      | INACTIVE  |      |      |    |    |         |      |      |    |    |

at Cleveland (9/8) Inactive.



## 99 Chauncey Golston, DE

Games/Starts: 2024-1/0 Career-48/3

|                | Tackles |      |     | Sks/<br>Yds | Tkl/<br>Loss | QB<br>Prs | PBU | FF-FR |
|----------------|---------|------|-----|-------------|--------------|-----------|-----|-------|
|                | Solo    | Asst | Tot |             |              |           |     |       |
| Last Game..... | 0       | 2    | 2   |             |              | 3         |     |       |
| 2024.....      | 0       | 2    | 2   |             |              | 3         |     |       |
| Career.....    | 43      | 38   | 81  | 3.5(-21)    | 3(-7)        | 30        | 2   | 1-1   |

|             | Special Teams |      |     |    |    | FR | BP | BFG | BXP |
|-------------|---------------|------|-----|----|----|----|----|-----|-----|
|             | Solo          | Asst | Tot | FF | FF |    |    |     |     |
| Career..... | 2             | 2    | 4   |    |    |    |    |     | 1   |

at Cleveland (9/8) Saw action in a reserve role on defense where he notched two tackles and three quarterback pressures while also contributing on special teams.

## 29 C.J. Goodwin, CB

Games/Starts: 2024-1/0 Career-103/1

|                | Tackles |      |     | Special Teams |    | FR | BP | BFG | BXP |
|----------------|---------|------|-----|---------------|----|----|----|-----|-----|
|                | Solo    | Asst | Tot | FF            | FF |    |    |     |     |
| Last Game..... |         |      |     |               |    |    |    |     |     |
| 2024.....      |         |      |     |               |    |    |    |     |     |
| Career.....    | 43      | 14   | 57  | 1             |    |    |    |     |     |

|             | Tackles |      |     | Sks/<br>Yds | Tkl/<br>Loss | QB<br>Prs | PBU | FF-FR |
|-------------|---------|------|-----|-------------|--------------|-----------|-----|-------|
|             | Solo    | Asst | Tot |             |              |           |     |       |
| Career..... | 13      | 4    | 15  |             |              | 2         | 2   |       |

|             | Punt Returns |      |      |    |       |
|-------------|--------------|------|------|----|-------|
|             | No.          | Yds. | Avg. | FC | Lg TD |
| Career..... | 0            | 73   | -    | 0  | 73 0  |

at Cleveland (9/8) Contributed in a reserve role on defense and primarily contributed on special teams.

## 60 Tyler Guyton, T

Games/Starts: 2024-1/1 Career-1/1

at Cleveland (9/8) Made his NFL debut at left tackle and blocked for an offense that tallied 265 net yards and 102 yards on the ground. Combined with Beebe to become the second rookie offensive lineman duo that the Cowboys have started in the season opener.

## 67 Brock Hoffman, C

Games/Starts: 2024-1/0 Career-21/2

at Cleveland (9/8) Primarily contributed on special teams and saw limited action on offense late in the fourth quarter.

## 28 Malik Hooker, S

Games/Starts: 2024-1/1 Career-84/60

|                | Tackles |      |     | Sks/<br>Yds | Tkl/<br>Loss | QB<br>Prs | PBU | FF-FR |
|----------------|---------|------|-----|-------------|--------------|-----------|-----|-------|
|                | Solo    | Asst | Tot |             |              |           |     |       |
| Last Game..... | 2       | 3    | 5   |             |              |           |     |       |
| 2024.....      | 2       | 3    | 5   |             |              |           |     |       |
| Career.....    | 195     | 101  | 296 | 0.0(0)      | 7(-91)       | 1         | 19  | 12-1  |

|             | Interceptions |      |      |    |    | Fumble Recoveries |      |      |       |
|-------------|---------------|------|------|----|----|-------------------|------|------|-------|
|             | No.           | Yds. | Avg. | Lg | TD | No.               | Yds. | Avg. | Lg TD |
| Career..... | 12            | 175  | 14.6 | 32 | 0  | 4                 | 41   | 10.3 | 38t 1 |

|             | Special Teams |      |     |
|-------------|---------------|------|-----|
|             | Solo          | Asst | Tot |
| Career..... | 1             | 0    | 1   |

at Cleveland (9/8) Posted five tackles in his 60th career start at safety.

## 57 Buddy Johnson, LB

Games/Starts: 2024-0/0 Career-6/0

|                | Tackles |      |     | Sks/<br>Yds | Tkl/<br>Loss | QB<br>Prs | PBU | FF-FR |
|----------------|---------|------|-----|-------------|--------------|-----------|-----|-------|
|                | Solo    | Asst | Tot |             |              |           |     |       |
| Last Game..... |         |      |     |             |              |           |     |       |
| 2024.....      |         |      |     |             |              |           |     |       |
| Career.....    | 2       | 0    | 2   |             |              |           |     |       |

|             | Special Teams |      |     |    |    | FF | FR | BP | BFG | BXP |
|-------------|---------------|------|-----|----|----|----|----|----|-----|-----|
|             | Solo          | Asst | Tot | FF | FF |    |    |    |     |     |
| Career..... | 3             | 1    | 1   |    |    |    |    |    |     |     |

at Cleveland (9/8) Inactive.

## 93 Linval Joseph, DT

Games/Starts: 2024-1/0 Career-187/170

|                | Tackles |      |     | Sks/<br>Yds | Tkl/<br>Loss | QB<br>Prs | PBU | FF-FR |
|----------------|---------|------|-----|-------------|--------------|-----------|-----|-------|
|                | Solo    | Asst | Tot |             |              |           |     |       |
| Last Game..... | 0       | 1    | 1   |             |              |           |     |       |
| 2024.....      | 0       | 1    | 1   |             |              |           |     |       |
| Career.....    | 248     | 114  | 355 | 5.0(-24)    | 17(-38)      | 25        | 29  | 2-4   |

|             | Interceptions |      |      |    |    | Fumble Recoveries |      |      |       |
|-------------|---------------|------|------|----|----|-------------------|------|------|-------|
|             | No.           | Yds. | Avg. | Lg | TD | No.               | Yds. | Avg. | Lg TD |
| Career..... |               |      |      |    |    | 5                 | 80   | 16.0 | 64 0  |

at Cleveland (9/8) Saw action in a reserve role on defense tallying one tackle.

## 50 Eric Kendricks, LB

Games/Starts: 2024-1/1 Career-138/128

|                | Tackles |      |       | Sks/<br>Yds | Tkl/<br>Loss | QB<br>Prs | PBU | FF-FR |
|----------------|---------|------|-------|-------------|--------------|-----------|-----|-------|
|                | Solo    | Asst | Tot   |             |              |           |     |       |
| Last Game..... | 4       | 4    | 8     | 2.0(-8.0)   |              | 2         | 1   |       |
| 2024.....      | 4       | 4    | 8     | 2.0(-8.0)   |              | 2         | 1   |       |
| Career.....    | 662     | 382  | 1,044 | 20.5(-139)  | 47(-97)      | 38        | 58  | 5-6   |

|                | Interceptions |      |      |     |    | Fumble Recoveries |      |      |       |
|----------------|---------------|------|------|-----|----|-------------------|------|------|-------|
|                | No.           | Yds. | Avg. | Lg  | TD | No.               | Yds. | Avg. | Lg TD |
| Last Game..... | 1             | 8    | 8.0  | 8   | 0  |                   |      |      |       |
| 2024.....      | 1             | 8    | 8.0  | 8   | 0  |                   |      |      |       |
| Career.....    | 10            | 141  | 14.1 | 77t | 2  | 6                 | 27   | 4.5  | 24 0  |

at Cleveland (9/8) Made his debut in a Cowboys uniform where he started at linebacker. Recorded eight tackles, 2.0 sacks, an interception, two quarterback pressures and one pass defensed. Became the third player in franchise history to tally an interception and 2.0 sacks in the same game (Jim Jeffcoat; against NYG, 12/15/1985 and Tommy Haynes; @NYJ, 10/4/87). Kendrick's 2.0 sacks tied for the second-most in his career.

## 94 Marshawn Kneeland, DE

Games/Starts: 2024-1/0 Career-1/0

|                | Tackles |      |     | Sks/<br>Yds | Tkl/<br>Loss | QB<br>Prs | PBU | FF-FR |
|----------------|---------|------|-----|-------------|--------------|-----------|-----|-------|
|                | Solo    | Asst | Tot |             |              |           |     |       |
| Last Game..... | 2       | 2    | 4   |             |              | 4         | 1   |       |
| 2024.....      | 2       | 2    | 4   |             |              | 4         | 1   |       |

at Cleveland(9/8) Made his NFL debut on defense while recording four tackles, four quarterback pressures and one pass defensed.

## 88 CeeDee Lamb, WR

Games/Starts: 2024-1/1 Career-67/62

|           | Receiving |       |      |     |    | Rushing |      |      |    |    |
|-----------|-----------|-------|------|-----|----|---------|------|------|----|----|
|           | Rec.      | Yds.  | Avg. | Lg  | TD | Att.    | Yds. | Avg. | Lg | TD |
| Last Game | 5         | 61    | 12.2 | 34  | 0  | 3       | 25   | 8.3  | 12 | 0  |
| 2024      | 5         | 61    | 12.2 | 34  | 0  | 3       | 25   | 8.3  | 12 | 0  |
| Career    | 400       | 5,206 | 13.0 | 92t | 32 | 46      | 343  | 7.5  | 33 | 3  |

|        | Punt Returns |      |      |    |    | Kickoff Returns |     |      |      |     |    |
|--------|--------------|------|------|----|----|-----------------|-----|------|------|-----|----|
|        | No.          | Yds. | Avg. | FC | Lg | TD              | No. | Yds. | Avg. | Lg  | TD |
| Career | 38           | 311  | 8.2  | 18 | 27 | 0               | 1   | 47   | 47.0 | 47t | 1  |

at Cleveland (9/8) Started at wide receiver, catching five passes for 61 yards and picked up 25 more yards on the ground across three carries. His 25 rushing yards marked the third-most rushing yards in his career.

## 15 Trey Lance, QB

Games/Starts: 2024-0/0 Career-8/4

|        | Passing |     |     |      |         |    |     |     |        |      |
|--------|---------|-----|-----|------|---------|----|-----|-----|--------|------|
|        | Att     | Com | Yds | Pct  | Yds/Att | TD | Int | Lng | Sk/Yds | Rtng |
| Career | 102     | 56  | 797 | 54.9 | 7.8     | 5  | 3   | 76t | 6/24   | 84.5 |

|        | Rushing |      |      |    |    | Receiving |      |      |    |    |
|--------|---------|------|------|----|----|-----------|------|------|----|----|
|        | Att.    | Yds. | Avg. | Lg | TD | Rec.      | Yds. | Avg. | Lg | TD |
| Career | 54      | 235  | 4.4  | 15 | 1  |           |      |      |    |    |

at Cleveland (9/8) Inactive/third quarterback.

## 90 DeMarcus Lawrence, DE

Games/Starts: 2024-1/1 Career-138/120

|           | Tackles |      |     | Sks/       | Tkl/     | QB  | FF-FR |       |  |
|-----------|---------|------|-----|------------|----------|-----|-------|-------|--|
|           | Solo    | Asst | Tot | Yds        | Loss     | Prs | PBU   | FF-FR |  |
| Last Game | 2       | 1    | 3   | 2.0(-15)   | 1(-2)    | 5   | 0     | 1-0   |  |
| 2024      | 2       | 1    | 3   | 2.0(-15)   | 1(-2)    | 5   | 0     | 1-0   |  |
| Career    | 238     | 158  | 396 | 60.5(-478) | 61(-147) | 327 | 22    | 21-8  |  |

|        | Interceptions |      |      |     |    | Fumble Recoveries |      |      |     |    |
|--------|---------------|------|------|-----|----|-------------------|------|------|-----|----|
|        | No.           | Yds. | Avg. | Lg  | TD | No.               | Yds. | Avg. | Lg  | TD |
| Career | 2             | 53   | 26.5 | 40t | 1  | 8                 | 24   | 3.0  | 19t | 1  |

at Cleveland (9/8) Started his 120th game at defensive end where he registered three tackles, 2.0 sacks, one tackle for loss, five quarterback pressures and a forced fumble. With his sack in the third quarter, Lawrence (59.5) passed Tony Tolbert (59.0) for 11th all-time on the Cowboys sack list.

## 2 Jourdan Lewis, CB

Games/Starts: 2024-1/1 Career-100/52

|           | Tackles |      |     | Sks/     | Tkl/    | QB  | FF-FR |       |  |
|-----------|---------|------|-----|----------|---------|-----|-------|-------|--|
|           | Solo    | Asst | Tot | Yds      | Loss    | Prs | PBU   | FF-FR |  |
| Last Game | 3       | 3    | 6   |          |         |     |       |       |  |
| 2024      | 3       | 3    | 6   |          |         |     |       |       |  |
| Career    | 253     | 66   | 319 | 8.5(-46) | 10(-20) | 3   | 37    | 4-8   |  |

|        | Interceptions |      |      |    |    | Fumble Recoveries |      |      |     |    |
|--------|---------------|------|------|----|----|-------------------|------|------|-----|----|
|        | No.           | Yds. | Avg. | Lg | TD | No.               | Yds. | Avg. | Lg  | TD |
| Career | 9             | 140  | 15.6 | 66 | 0  | 8                 | 87   | 10.9 | 63t | 1  |

|        | Special Teams |      |     |    | Rushing |      |      |    |    |
|--------|---------------|------|-----|----|---------|------|------|----|----|
|        | Solo          | Asst | Tot | TD | Att.    | Yds. | Avg. | Lg | TD |
| Career | 3             | 0    | 3   |    | 2       | 12   | 6.0  | 7t | 0  |

|        | Kickoff Returns |      |      |    |    |
|--------|-----------------|------|------|----|----|
|        | No.             | Yds. | Avg. | Lg | TD |
| Career | 2               | 38   | 19.0 | 19 | 0  |

at Cleveland (9/8) Started his 100th career game at corner where he tallied six tackles.

## 35 Marist Liufau, LB

Games/Starts: 2024-1/0 Career-1/0

|           | Tackles |      |     | Sks/ | Tkl/ | QB  | FF-FR |       |
|-----------|---------|------|-----|------|------|-----|-------|-------|
|           | Solo    | Asst | Tot | Yds  | Loss | Prs | PBU   | FF-FR |
| Last Game | 1       | 0    | 1   |      |      | 1   |       |       |
| 2024      | 1       | 0    | 1   |      |      | 1   |       |       |

|           | Special Teams |      |     |    |    |    |     |     |
|-----------|---------------|------|-----|----|----|----|-----|-----|
|           | Solo          | Asst | Tot | FF | FR | BP | BFG | BXP |
| Last Game | 1             | 0    | 1   |    |    |    |     |     |
| 2024      | 1             | 0    | 1   |    |    |    |     |     |

at Cleveland (9/8) Made his NFL debut as a reserve linebacker where he notched one tackle and a quarterback pressure. Was also a contributor on special teams where he recorded one tackle.

## 40 Hunter Luepke, RB

Games/Starts: 2024-1/0 Career-18/0

|           | Rushing |      |      |    |    | Receiving |      |      |    |    |
|-----------|---------|------|------|----|----|-----------|------|------|----|----|
|           | Att.    | Yds. | Avg. | Lg | TD | Rec.      | Yds. | Avg. | Lg | TD |
| Last Game |         |      |      |    |    | 2         | 18   | 9.0  | 12 | 0  |
| 2024      |         |      |      |    |    | 2         | 18   | 9.0  | 12 | 0  |
| Career    | 6       | 19   | 3.2  | 9  | 1  | 5         | 36   | 7.2  | 12 | 0  |

|        | Kickoff Returns |      |      |    |    |
|--------|-----------------|------|------|----|----|
|        | No.             | Yds. | Avg. | Lg | TD |
| Career | 2               | 15   | 7.5  | 15 | 0  |

|           | Special Teams |      |     |    |    |    |     |     |
|-----------|---------------|------|-----|----|----|----|-----|-----|
|           | Solo          | Asst | Tot | FF | FR | BP | BFG | BXP |
| Last Game | 0             | 1    | 1   |    |    |    |     |     |
| 2024      | 0             | 1    | 1   |    |    |    |     |     |
| Career    | 3             | 2    | 5   |    |    |    |     |     |

at Cleveland (9/8) Was a contributor on offense, catching two passes for 18 yards and played special teams where he registered one tackle.

## 70 Zack Martin, G

Games/Starts: 2024-1/1 Career-153/153

at Cleveland (9/8) Started the season opener at right guard and blocked for an offense that tallied 265 net yards and 102 yards on the ground.

## 24 Israel Mukuamu, S

Games/Starts: 2024-1/0 Career-34/3

|           | Tackles |      |     | Sks/ | Tkl/ | QB  | FF-FR |       |
|-----------|---------|------|-----|------|------|-----|-------|-------|
|           | Solo    | Asst | Tot | Yds  | Loss | Prs | PBU   | FF-FR |
| Last Game |         |      |     |      |      |     |       |       |
| 2024      |         |      |     |      |      |     |       |       |
| Career    | 17      | 4    | 21  |      |      | 1   | 2     | 0-1   |

|        | Interceptions |      |      |    |    | Fumble Recoveries |      |      |    |    |
|--------|---------------|------|------|----|----|-------------------|------|------|----|----|
|        | No.           | Yds. | Avg. | Lg | TD | No.               | Yds. | Avg. | Lg | TD |
| Career | 1             | 0    | 0.0  | 0  | 0  | 1                 | -3   | -3.0 | -3 | 0  |

|        | Special Teams |      |     |    | Rushing |    |     |     |
|--------|---------------|------|-----|----|---------|----|-----|-----|
|        | Solo          | Asst | Tot | FF | FR      | BP | BFG | BXP |
| Career | 2             | 1    | 3   |    |         |    |     |     |

at Cleveland (9/8) Saw action in the season opener where he served as a reserve safety and contributed on special teams.

## 97 Osa Odighizuwa, DT

Games/Starts: 2024-1/1 Career-51/47

|           | Tackles |      |     | Sks/     | Tkl/    | QB  | FF-FR |       |
|-----------|---------|------|-----|----------|---------|-----|-------|-------|
|           | Solo    | Asst | Tot | Yds      | Loss    | Prs | PBU   | FF-FR |
| Last Game | 1       | 2    | 3   |          |         | 3   |       |       |
| 2024      | 1       | 2    | 3   |          |         | 3   |       |       |
| Career    | 69      | 61   | 130 | 9.0(-65) | 15(-44) | 67  |       | 1-0   |

at Cleveland (9/8) Started at defensive tackle where he registered three tackles and three quarterback pressures. Earned his 130th career tackle.

## 13 DeMarvion Overshown, LB

Games/Starts: 2024-1/1 Career-1/1

|           | Tackles |      |     | Sks/<br>Yds | Tkl/<br>Loss | QB<br>Prs | PBU | FF-FR |
|-----------|---------|------|-----|-------------|--------------|-----------|-----|-------|
|           | Solo    | Asst | Tot |             |              |           |     |       |
| Last Game | 5       | 4    | 9   | 1.0(-3)     |              | 1         |     |       |
| 2024      | 5       | 4    | 9   | 1.0(-3)     |              | 1         |     |       |
| Career    | 5       | 4    | 9   | 1.0(-3)     |              | 1         |     |       |

|           | Special Teams |      |     |    |    |    |     |     |
|-----------|---------------|------|-----|----|----|----|-----|-----|
|           | Solo          | Asst | Tot | FF | FR | BP | BFG | BXP |
| Last Game | 1             | 1    | 2   |    |    |    |     |     |
| 2024      | 1             | 1    | 2   |    |    |    |     |     |
| Career    | 1             | 1    | 2   |    |    |    |     |     |

at Cleveland (9/8) Made his NFL debut and first career start at linebacker. Recorded nine tackles, one sack and a quarterback pressure while also notching two special teams tackles. The last Cowboys player to record a sack in his NFL debut was Charles Tapper in 2017 against the N.Y. Giants (9/10).

## 11 Micah Parsons, LB

Games/Starts: 2024-1/1 Career-51/51

|           | Tackles |      |     | Sks/<br>Yds | Tkl/<br>Loss | QB<br>Prs | PBU | FF-FR |
|-----------|---------|------|-----|-------------|--------------|-----------|-----|-------|
|           | Solo    | Asst | Tot |             |              |           |     |       |
| Last Game | 2       | 1    | 3   | 1.0(-5)     |              | 11        | 1   |       |
| 2024      | 2       | 1    | 3   | 1.0(-5)     |              | 11        | 1   |       |
| Career    | 115     | 62   | 177 | 41.5(-330)  | 24(-62)      | 213       | 9   | 7-4   |

|        | Interceptions |      |      |    | Fumble Recoveries |     |      |      |    |    |
|--------|---------------|------|------|----|-------------------|-----|------|------|----|----|
|        | No.           | Yds. | Avg. | Lg | TD                | No. | Yds. | Avg. | Lg | TD |
| Career |               |      |      |    |                   | 3   | 36   | 12.0 | 36 | 1  |

at Cleveland (9/8) Started at linebacker where he recorded three tackles, one sack, 11 pressures and one pass breakup. With his sack, has recorded 4.0 career sacks in season openers. Tallied at least 1.0 sack in three consecutive season openers.

## 98 Jordan Phillips, DT

Games/Starts: 2024-1/0 Career 121/62

|           | Tackles |      |     | Sks/<br>Yds | Tkl/<br>Loss | QB<br>Prs | PBU | FF-FR |
|-----------|---------|------|-----|-------------|--------------|-----------|-----|-------|
|           | Solo    | Asst | Tot |             |              |           |     |       |
| Last Game | 0       | 1    | 1   |             |              | 2         |     | 0-1   |
| 2024      | 0       | 1    | 1   |             |              | 2         |     | 0-1   |
| Career    | 120     | 62   | 182 | 24.0(-183)  | 36(-198)     | 53        | 17  | 3-3   |

|        | Interceptions |      |      |    | Fumble Recoveries |     |      |      |    |    |
|--------|---------------|------|------|----|-------------------|-----|------|------|----|----|
|        | No.           | Yds. | Avg. | Lg | TD                | No. | Yds. | Avg. | Lg | TD |
| Career | 1             | 17   | 17.0 | 17 | 0                 | 2   | 0    | 0.0  | 0  | 0  |

at Cleveland (9/8) Made his Cowboys debut where he served in a reserve role for the defense. Tallied one tackle, two pressures and a fumble recovery.

## 4 Dak Prescott, QB

Games/Starts: 2024-1/1 Career-115/115

|           | Passing |       |        |      |         |     |     |     |           |      |
|-----------|---------|-------|--------|------|---------|-----|-----|-----|-----------|------|
|           | Att     | Com   | Yds    | Pct  | Yds/Att | TD  | Int | Lng | Sk/Yds    | Rtng |
| Last Game | 32      | 19    | 179    | 59.4 | 5.6     | 1   | 0   | 34  | 3/16      | 85.3 |
| 2024      | 32      | 19    | 179    | 59.4 | 5.6     | 1   | 0   | 34  | 3/16      | 85.3 |
| Career    | 3,905   | 2,624 | 29,638 | 66.9 | 7.6     | 203 | 74  | 92t | 238/1,433 | 98.9 |

|        | Rushing |       |      |    | Receiving |      |      |      |    |    |
|--------|---------|-------|------|----|-----------|------|------|------|----|----|
|        | Att.    | Yds.  | Avg. | Lg | TD        | Rec. | Yds. | Avg. | Lg | TD |
| Career | 407     | 1,884 | 4.6  | 42 | 28        | 1    | 11   | 11.0 | 11 | 1  |

at Cleveland (9/8) Opened the season 19-of-32 (59.4) for 179 yards with one touchdown and no interceptions after signing a four-year extension prior to kickoff. Added one rush for three yards and a first down. Won back-to-back season openers for Dallas for the first time since 2012-2013.

## 76 Asim Richards, T

Games/Starts: 2024-1/0 Career-9/0

at Cleveland (9/8) Served in a reserve role on the offensive line contributing mostly on special teams.

## 10 Cooper Rush, QB

Games/Starts: 2024-0/0 Career-26/6

|           | Passing |     |       |      |         |    |     |     |        |      |
|-----------|---------|-----|-------|------|---------|----|-----|-----|--------|------|
|           | Att     | Com | Yds   | Pct  | Yds/Att | TD | Int | Lng | Sk/Yds | Rtng |
| Last Game |         |     |       |      |         |    |     |     |        |      |
| 2024      |         |     |       |      |         |    |     |     |        |      |
| Career    | 236     | 143 | 1,619 | 60.3 | 6.8     | 8  | 5   | 73t | 11/76  | 83.4 |

|           | Rushing |      |      |    |    | Receiving |      |      |    |    |
|-----------|---------|------|------|----|----|-----------|------|------|----|----|
|           | Att.    | Yds. | Avg. | Lg | TD | Rec.      | Yds. | Avg. | Lg | TD |
| Last Game | 1       | -1   | -1.0 | -1 | 0  |           |      |      |    |    |
| 2024      | 1       | -1   | -1.0 | -1 | 0  |           |      |      |    |    |
| Career    | 33      | 5    | 0.2  | 15 | 0  |           |      |      |    |    |

at Cleveland (9/8) Entered the game in the fourth quarter on the final possession and took a knee to secure the Cowboys victory.

## 86 Luke Schoonmaker, TE

Games/Starts: 2024-1/0 Career-18/0

|           | Receiving |      |      |     |    |
|-----------|-----------|------|------|-----|----|
|           | Rec.      | Yds. | Avg. | Lg  | TD |
| Last Game |           |      |      |     |    |
| 2024      |           |      |      |     |    |
| Career    | 8         | 65   | 8.1  | 18t | 2  |

|        | Special Teams |      |     |    |    |    |     |     |
|--------|---------------|------|-----|----|----|----|-----|-----|
|        | Solo          | Asst | Tot | FF | FR | BP | BFG | BXP |
| Career | 2             | 0    | 2   |    |    |    |     |     |

at Cleveland (9/8) Played on offense and contributed on special teams in the season opener.

## 44 Trent Sieg, LS

Games/Starts: 2024-1/0 Career-98/0

|           | Special Teams |      |     |    |    |    |     |     |
|-----------|---------------|------|-----|----|----|----|-----|-----|
|           | Solo          | Asst | Tot | FF | FR | BP | BFG | BXP |
| Last Game | 2             | 0    | 2   |    |    |    |     |     |
| 2024      | 2             | 0    | 2   |    |    |    |     |     |
| Career    | 5             | 3    | 8   |    |    |    |     |     |

at Cleveland (9/8) Contributed clean snaps on six punts, four field goals and three extra points while also making two special teams tackles.

## 58 Mazi Smith, DT

Games/Starts: 2024-1/1 Career-18/4

|           | Tackles |      |     |             |              |           |     |       |
|-----------|---------|------|-----|-------------|--------------|-----------|-----|-------|
|           | Solo    | Asst | Tot | Sks/<br>Yds | Tkl/<br>Loss | QB<br>Prs | PBU | FF-FR |
| Last Game |         |      |     |             |              |           |     |       |
| 2024      |         |      |     |             |              |           |     |       |
| Career    | 8       | 7    | 15  | 1.0(-9)     | 2(-5)        | 5         |     |       |

at Cleveland (9/8) Started at defensive tackle where he contributed to a defense who allowed 54 total yard and just one first down in the first half, its lowest since 2023 against the N.Y. Giants (11/12; 27 yards).

## 73 Tyler Smith, G/T

Games/Starts: 2024-1/1 Career-32/32

at Cleveland (9/8) Started at left guard and blocked for an offense that tallied 265 net yards and 102 yards on the ground.

## 89 Brevyn Spann-Ford, TE

Games/Starts: 2024-1/0 Career-1/0

| Last Game | Receiving |      |      |    |    |
|-----------|-----------|------|------|----|----|
|           | Rec.      | Yds. | Avg. | Lg | TD |
| 2024      |           |      |      |    |    |

at Cleveland (9/8) Made his NFL debut at tight end where he served as a blocker and played on special teams.

## 78 Terence Steele, T

Games/Starts: 2024-1/1 Career-63/58

at Cleveland (9/8) Started the season opener at right tackle and blocked for an offense that tallied 265 net yards and 102 yards on the ground.

## 81 John Stephens, TE

Games/Starts: 2024-0/0 Career-0/0

| Last Game | Receiving |      |      |    |    |
|-----------|-----------|------|------|----|----|
|           | Rec.      | Yds. | Avg. | Lg | TD |
| 2024      |           |      |      |    |    |

at Cleveland (9/8) Inactive.

## 30 Juanyeh Thomas, S

Games/Starts: 2024-1/0 Career-17/1

| Last Game | Tackles |      |     | Sks/<br>Yds | Tkl/<br>Loss | QB<br>Prs | PBU | FF-FR |
|-----------|---------|------|-----|-------------|--------------|-----------|-----|-------|
|           | Solo    | Asst | Tot |             |              |           |     |       |
| 2024      | 1       | 0    | 1   |             |              |           |     |       |
| Career    | 14      | 6    | 20  |             |              | 1         | 4   |       |

| Last Game | Special Teams |      |     |    |    |    |     |     |
|-----------|---------------|------|-----|----|----|----|-----|-----|
|           | Solo          | Asst | Tot | FF | FR | BP | BFG | BXP |
| Career    | 1             | 2    | 3   |    |    |    | 1   |     |

at Cleveland (9/8) Saw action in the season opener on defense where he made one tackle and predominately played special teams.

## 18 Jalen Tolbert, WR

Games/Starts: 2024-1/1 Career-26/8

| Last Game | Receiving |      |      |    |    |
|-----------|-----------|------|------|----|----|
|           | Rec.      | Yds. | Avg. | Lg | TD |
| 2024      | 1         | 12   | 12.0 | 12 | 0  |
| Career    | 25        | 292  | 11.7 | 45 | 2  |

| Last Game | Special Teams |      |     |    |    |    |     |     |
|-----------|---------------|------|-----|----|----|----|-----|-----|
|           | Solo          | Asst | Tot | FF | FR | BP | BFG | BXP |
| Career    | 2             | 0    | 2   |    |    |    |     |     |

at Cleveland (9/8) Started at wide receiver where he caught one pass for 12 yards.

## 9 KaVontae Turpin, WR

Games/Starts: 2024-1/0 Career-34/0

| Last Game | Receiving |      |      |     |    | Rushing |      |      |    |    |
|-----------|-----------|------|------|-----|----|---------|------|------|----|----|
|           | Rec.      | Yds. | Avg. | Lg  | TD | Att.    | Yds. | Avg. | Lg | TD |
| 2024      |           |      |      |     |    |         |      |      |    |    |
| Career    | 13        | 136  | 10.5 | 34t | 3  | 14      | 127  | 9.1  | 46 | 1  |

| Last Game | Punt Returns |      |      |    |     |    | Kickoff Returns |      |      |    |    |
|-----------|--------------|------|------|----|-----|----|-----------------|------|------|----|----|
|           | No.          | Yds. | Avg. | FC | Lg  | TD | No.             | Yds. | Avg. | Lg | TD |
| 2024      | 5            | 96   | 19.2 | 0  | 60t | 1  | 1               | 34   | 34.0 | 34 | 0  |
| Career    | 47           | 478  | 10.2 | 48 | 60t | 1  | 32              | 823  | 26.1 | 63 | 0  |

| Last Game | Special Teams |      |     |    | FR | BP | BFG | BXP |
|-----------|---------------|------|-----|----|----|----|-----|-----|
|           | Solo          | Asst | Tot | FF |    |    |     |     |
| Career    | 1             | 0    | 1   |    |    |    |     |     |

at Cleveland (9/8) Saw action on offense but predominately served as the teams KR/PR on special teams. Returned one kickoff for 34 yards and returned five punts for 96 yards and a touchdown. His 60-yard punt return for a touchdown was the first touchdown return of his career and the longest punt return of his career. It was Dallas' first punt return for a touchdown since 2017, when Ryan Switzer had an 83-yard touchdown return against Washington (11/30). The last time Dallas had a punt return for a touchdown in the season opener was in 1992 when Kelvin Martin returned a punt for a touchdown against Washington (9/7). Turpin became the fourth player in Cowboys history to record a punt return touchdown, a rushing touchdown and a receiving touchdown with the team. Only Bob Hayes, Kevin Williams and Wane McGarity have accomplished all three.

## 42 Deuce Vaughn, RB

Games/Starts: 2024-1/0 Career-7/0

| Last Game | Rushing |      |      |    | Receiving |      |      |      |    |    |
|-----------|---------|------|------|----|-----------|------|------|------|----|----|
|           | Att.    | Yds. | Avg. | Lg | TD        | Rec. | Yds. | Avg. | Lg | TD |
| 2024      | 1       | 4    | 4.0  | 4  | 0         |      |      |      |    |    |
| Career    | 24      | 44   | 1.8  | 13 | 0         | 7    | 40   | 5.7  | 11 | 0  |

| Last Game | Punt Returns |      |      |    |    |    | Kickoff Returns |      |      |    |    |
|-----------|--------------|------|------|----|----|----|-----------------|------|------|----|----|
|           | No.          | Yds. | Avg. | FC | Lg | TD | No.             | Yds. | Avg. | Lg | TD |
| Career    | 4            | 19   | 4.8  | 1  | 11 | 0  |                 |      |      |    |    |

at Cleveland (9/8) Contributed on offense and special teams.

## 41 Nick Vigil, LB

Games/Starts: 2024-1/0 Career-97/53

| Last Game | Tackles |      |     | Sks/<br>Yds | Tkl/<br>Loss | QB<br>Prs | PBU | FF-FR |
|-----------|---------|------|-----|-------------|--------------|-----------|-----|-------|
|           | Solo    | Asst | Tot |             |              |           |     |       |
| 2024      | 0       | 1    | 1   |             |              |           |     |       |
| Career    | 253     | 172  | 425 | 5.0(-22)    | 16(-56)      | 10        | 17  | 2-5   |

| Last Game | Interceptions |      |      |     |    | Fumble Recoveries |      |      |    |    |
|-----------|---------------|------|------|-----|----|-------------------|------|------|----|----|
|           | No.           | Yds. | Avg. | Lg  | TD | No.               | Yds. | Avg. | Lg | TD |
| Career    | 3             | 72   | 24.0 | 38t | 1  | 5                 | 13   | 2.6  | 13 | 0  |

| Last Game | Special Teams |      |     |    |    |    |     |     |
|-----------|---------------|------|-----|----|----|----|-----|-----|
|           | Solo          | Asst | Tot | FF | FR | BP | BFG | BXP |
| 2024      | 1             | 0    | 1   |    |    |    |     |     |
| Career    | 11            | 11   | 22  |    |    |    |     |     |

at Cleveland (9/8) Elevated from the practice squad and played on both defense and special teams, making his debut in a Cowboys uniform. Made two tackles, one on defense and the other on special teams.

## 79 Matt Waletzko, T

Games/Starts: 2024-0/0 Career-3/0

at Cleveland (9/8) Inactive.

## 91 Tyrus Wheat, DE

Games/Starts: 2024-1/0 Career-13/0

|                | Solo | Tackles<br>Asst - Tot | Sks/<br>Yds | Tkl/<br>Loss | QB<br>Prs | PBU | FF-FR |
|----------------|------|-----------------------|-------------|--------------|-----------|-----|-------|
| Last Game..... |      |                       |             |              |           |     |       |
| 2024.....      |      |                       |             |              |           |     |       |
| Career.....    | 2    | 0 - 2                 |             |              |           |     |       |

|                | Solo | Asst - Tot | Special Teams<br>FF | FR | BP | BFG | BXP |
|----------------|------|------------|---------------------|----|----|-----|-----|
| Last Game..... | 0    | 1 - 1      |                     |    |    |     |     |
| 2024.....      | 0    | 1 - 1      |                     |    |    |     |     |
| Career.....    | 4    | 1 - 5      |                     |    | 1  |     |     |

at Cleveland (9/8) Saw action on defense and made one tackle on special teams.

## 54 Sam Williams, DE

Games/Starts: 2024-0/0-IR Career-32/0

|             | Solo | Tackles<br>Asst - Tot | Sks/<br>Yds          | Tkl/<br>Loss | QB<br>Prs | PBU | FF-FR |  |
|-------------|------|-----------------------|----------------------|--------------|-----------|-----|-------|--|
| 2024.....   |      |                       | RESERVE/INJURED-Knee |              |           |     |       |  |
| Career..... | 20   | 19 - 39               | 8.5(-53)             | 9(-21)       | 37        | 1   | 2-3   |  |

|             | Solo | Asst - Tot | Special Teams<br>FF | FR | BP | BFG | BXP |
|-------------|------|------------|---------------------|----|----|-----|-----|
| Career..... | 4    | 0 - 4      |                     |    | 1  |     |     |

• Tore his ACL in his left knee during a training camp practice. Underwent surgery later in the summer and spent the season on Reserve/Injured.

## 6 Donovan Wilson, S

Games/Starts: 2024-1/1 Career-67/44

|                | Solo | Tackles<br>Asst - Tot | Sks/<br>Yds | Tkl/<br>Loss | QB<br>Prs | PBU | FF-FR |
|----------------|------|-----------------------|-------------|--------------|-----------|-----|-------|
| Last Game..... | 0    | 2 - 2                 |             |              |           | 1   |       |
| 2024.....      | 0    | 2 - 2                 |             |              |           | 1   |       |
| Career.....    | 208  | 96 - 304              | 8.5(-60)    | 8(-20)       | 16        | 11  | 6-5   |

|             | No. | Yds. | Avg. | Lg | TD | No. | Yds. | Avg. | Lg | TD |
|-------------|-----|------|------|----|----|-----|------|------|----|----|
| Career..... | 5   | 5    | 1.0  | 5  | 0  | 2   | 0    | 0.0  | 0  | 0  |

|             | Solo | Asst - Tot | Special Teams<br>FF | FR | BP | BFG | BXP |
|-------------|------|------------|---------------------|----|----|-----|-----|
| Career..... | 10   | 1 - 11     |                     |    |    |     |     |

at Cleveland (9/8) Started at safety where he recorded two tackles and a pass breakup.