



# GAME NOTES

GAME 9

## GIANTS vs COWBOYS

SUNDAY, NOVEMBER 12 at 3:25 PM CST  
AT&T STADIUM

DELIVERED BY:



### QUICK FACTS

**Dallas Cowboys (5-3)**  
vs.  
**New York Giants (2-7)**

**Regular Season Series Record:**  
Dallas leads the series 74-46-2

**Last Meeting:**  
Dallas 40, @ N.Y. Giants 0, Sept. 10, 2023

**Last Meeting in Dallas:**  
Dallas 28, N.Y. Giants 20, Nov. 24, 2022

**Last Cowboys Win:**  
Dallas 40, @ N.Y. Giants 0, Sept. 10, 2023

**Series Streak:**  
Dallas has won 12 of the last 13 contests, including five straight.

### COWBOYS PR ON TWITTER

The official Twitter account of the Dallas Cowboys Public Relations team (@DallasCowboysPR) will provide pertinent stats, information, transactions, game updates and more throughout the week and on gameday. Follow us for the most up-to-date info related to the Cowboys organization.

### TELEVISION & RADIO

#### FOX SPORTS/FOX 4 DFW

Play-By-Play: Kevin Burkhardt  
Analyst: Greg Olsen  
Sideline Reporter: Erin Andrews  
Sideline Reporter: Tom Rinaldi

#### KRLD-FM 105.3 THE FAN

Play-By-Play: Brad Sham  
Analyst: Babe Laufenberg  
Sideline Reporter: Kristi Scales

#### KMVK-FM 107.5 Mega

Play-By-Play: Victor Villalba  
Analyst: Luis Perez  
Sideline Reporter: Carlos Nava

#### COMPASS MEDIA (National)

Play-By-Play: Kevin Ray  
Analyst: Danny White

### BY THE NUMBERS

8.2

Through the first five games of 2023, Dallas was averaging 6.3 yards-per-touch. Since Week 6, the Cowboys are averaging 8.2 yards-per-touch, second in the NFL over the last four weeks.

19

CeeDee Lamb leads the NFL with 19 receptions of 20-plus yards in 2023. Nine of Lamb's 19 big play receptions have occurred in the last two games, also best in the NFL during that span.

33.3

In 2023, Micah Parsons leads the NFL in pass rush win rate (33.3%), which occurs when a defender beats his block in less than 2.5 seconds.

150

CeeDee Lamb has recorded 10-plus receptions and 150-plus yards in three career games, tied with Michael Irvin for the most in Cowboys history.

## ★ TABLE OF CONTENTS ★

Radio and TV broadcast info .....	1
Dallas Cowboys media schedule .....	1
Dallas Cowboys OMG info .....	1
Cowboys PR contact info .....	1
Dallas Cowboys 2023 schedule .....	2
2023 Team Captains .....	2
Cowboys Round Up .....	3
What to watch for .....	4
Mike McCarthy Facts and Figures .....	5
2023 Coaching Staff .....	5
Mike McCarthy coaching record .....	6
Head coach bios .....	6
Player highlights .....	7
Series history .....	7
AT&T Stadium stats and figures .....	8
A Championship Tradition .....	9
Pro Bowl Numbers .....	9
Individual Notes .....	10-23
Dak Prescott .....	10-13
CeeDee Lamb .....	14-15
Tony Pollard .....	16
Offensive Notes .....	17-18
Secondary Notes .....	19
Micah Parsons .....	20-21
Defensive Notes .....	21-22
Special Teams Notes .....	23
Unofficial Depth Chart .....	25
Pronunciation Guide .....	26
Alphabetical Roster .....	26
Numerical Roster .....	27
Positional Roster .....	28
How The Cowboys Were Built .....	29
Contract Status .....	30
Contract Analysis .....	31
When The Cowboys Were Built .....	32
Transactions by Date .....	32
Transactions by Player .....	33
Team and Individual Stats .....	34-43
2023 Regular Season Stats .....	35
2023 Defensive Stats .....	36
Misc. Stats .....	37-43
Non-Media Guide Bios .....	44-47
Updated Player Bios .....	48-58

## ★ 2023 TEAM CAPTAINS ★

The Dallas Cowboys select three team captains weekly throughout the season, as chosen by the team prior to that week's game. Below are the captains from each week of the 2023 season:

### 2023 Dallas Cowboys Captains

<b>Week 1 - at N.Y. Giants</b> Offense ..... Tony Pollard Defense ..... DeMarcus Lawrence Special Teams ... C.J. Goodwin	<b>Week 2 - vs. N.Y. Jets</b> Offense ..... CeeDee Lamb Defense ..... Osa Odighizuwa Special Teams .. Juanyeh Thomas
<b>Week 3 - at Arizona</b> Offense ..... Tyron Smith Defense ..... Leighton Vander Esch Special Teams ... Peyton Hendershot	<b>Week 4 - vs. New England</b> Offense ..... Brandin Cooks Defense ..... Malik Hooker Special Teams .. Markquese Bell
<b>Week 5 - at San Francisco</b> Offense ..... Dak Prescott Defense ..... DaRon Bland Special Teams ... Bryan Anger	<b>Week 6 - at LA Chargers</b> Offense ..... Zack Martin Defense ..... Micah Parsons Special Teams .. Malik Jefferson
<b>Week 8 - vs. LA Rams</b> Offense ..... Jake Ferguson Defense ..... Jayron Kearse Special Teams ... Trent Sieg	<b>Week 9 - at Philadelphia</b> Offense ..... Tyler Biadasz Defense ..... Donovan Kearse Special Teams .. Sam Williams

### 2023 DALLAS COWBOYS SCHEDULE

DATE	REGULAR SEASON (TV)	KICKOFF (CT)
Sun., Sept. 10	@ N.Y. Giants (NBC)	W, 40-0
<b>Sun., Sept. 17</b>	<b>N.Y. JETS (CBS)</b>	<b>W, 30-10</b>
Sun., Sept. 24	@ Arizona (FOX)	L, 16-28
<b>Sun., Oct. 1</b>	<b>NEW ENGLAND (FOX)</b>	<b>W, 38-3</b>
Sun., Oct. 8	@ San Francisco (NBC)	L, 10-42
Mon., Oct. 16	@ LA Chargers (ESPN)	W, 20-17
Sun., Oct. 22	BYE	
<b>Sun., Oct. 29</b>	<b>LA RAMS (FOX)</b>	<b>W, 43-20</b>
Sun., Nov. 5	@ Philadelphia (FOX)	L, 23-28
<b>Sun., Nov. 12</b>	<b>N.Y. GIANTS (FOX)</b>	<b>3:25 p.m.</b>
Sun., Nov. 19	@ Carolina (FOX)	12:00 p.m.
<b>Thurs., Nov. 23</b>	<b>WASHINGTON (CBS)</b>	<b>3:30 p.m.</b>
<b>Thurs., Nov. 30</b>	<b>SEATTLE (Prime Video)</b>	<b>7:20 p.m.</b>
<b>Sun., Dec. 10</b>	<b>PHILADELPHIA (FOX)</b>	<b>7:20 p.m.</b>
Sun., Dec. 17	@ Buffalo (FOX)	3:25 p.m.
Sun., Dec. 24	@ Miami (FOX)	3:25 p.m.
<b>Sat., Dec. 30</b>	<b>DETROIT (ESPN/ABC)</b>	<b>7:15 p.m.</b>
Sat/Sun., Jan. 6/7	@ Washington (TBD)	TBD

Home Games in BOLD

## ★ DALLASCOWBOYS.COM ★



The Dallas Cowboys official website offers the best collection of timely articles, press conferences and videos, combined with the best spot to purchase tickets and order merchandise from the Cowboys Pro Shop. From the latest news to the latest apparel, there is no better place to visit than DallasCowboys.com.

To view the latest press conferences featuring coaches, player interviews from daily locker room sessions, radio interviews with Cowboys front office executives and Dallas Cowboys game highlights, visit <https://www.dallascowboys.com/all-media/>



@dallascowboys



/dallascowboys



@dallascowboys



@dallascowboys



@dallascowboys





# Round Up

A look at this week's top storylines

**FOX NFL**  
**SUNDAY**



VS



Dallas Cowboys (5-3) vs New York Giants (2-7) • Sunday, Nov. 12, 2023, 3:25 p.m. CDT

Team Spotlight:

## DAK PRESCOTT



- ★ Dak Prescott has showcased efficiency and accuracy to start 2023, as his 70.2 completion percentage is third in the NFL. Prescott has also completed 80.0% of his passes in three games this season – all at home. Prescott's three straight home games with an 80.0% completion percentage-or-better is the longest home streak in NFL history (min. 30 attempts-per-game).
- ★ Prescott has pushed the ball down the field in recent weeks. In his last three games, Prescott has completed 15 passes of 20-plus yards, fourth in the NFL during Weeks 6-9.
- ★ Prescott has been impressive on third downs in 2023. On 69 third down passing attempts in 2023, Prescott leads all NFL quarterbacks in passer rating (118.7) and completion percentage (75.4%) this season.
- ★ Prescott has thrown for seven touchdowns in the last two games, the most touchdowns in a two-game span since he threw for eight scores in the last two games of the 2021 season (vs. Arizona, 1/2/22 and at Philadelphia, 1/8/22).

**AIR DAK**

According to TruMedia, the Dallas Cowboys averaged 6.6 air yards-per-attempt in Weeks 1-5, fourth-fewest in the NFL during that span. In their last three games, Dallas is averaging 9.1 air yards-per-attempt, fourth-most in the NFL during that span.

## ★ WHAT TO WATCH FOR IN WEEK 10 ★

4

### DAK PRESCOTT

- \* After dropping his first two games against the N.Y. Giants as a rookie in 2016, Dak Prescott has rattled off 11 straight victories against the division rival. Prescott has thrown for 23 career touchdowns against the Giants, the most among any team he has faced in his career.
- \* Prescott has recorded 300 passing yards in back-to-back games. With 300 yards on Sunday, Prescott would tie a franchise record for the most consecutive 300-yard games (three), set by Prescott himself in 2020 and Tony Romo twice (2007 and 2012).
- \* Prescott has completed over 80.0% of his passes in three games in 2023, most in the NFL. He needs one more game with an 80.0% completion rate in 2023 to have the most games with a completion percentage of 80%-or-higher in a season in franchise history. Troy Aikman was the only other Cowboys quarterback to complete 80% of his passes in three games (last three regular season games of 1993.)

11

### MICAH PARSONS

- \* Micah Parsons has 11 career multi-sack games and needs 1.5 sacks against the Giants to tie Ed "Too Tall" Jones (12 games) for the fifth-most multi-sack games by a Cowboys player since 1982.

26

### DARON BLAND

- \* DaRon Bland is tied for second in the NFL with four interceptions in 2023. Bland returned three of his interceptions for touchdowns, becoming the first player in Cowboys history with three pick-sixes in a season. With one more pick-six, Bland would tie an NFL record for the most pick-sixes in a season, joining Eric Allen (1993), Jim Kearney (1972) and Eric Ken Houston (1971).

87

### JAKE FERGUSON

- \* Jake Ferguson has 51 career receptions and needs seven catches to tie Billy Joe DuPree (58) for the second-most receptions by a Cowboys tight end in the first two seasons with the club. Jason Witten has the most by a Cowboys tight end in his first two seasons with 122 receptions from 2003-04.
- \* Ferguson's 502 career receiving yards are fourth by a Cowboys tight end in his first two seasons, and he needs 35 receiving yards to pass Lee Folkins (536, 1962) for the third-most receiving yards by a Cowboys tight end in his first two seasons.

88

### CEEDEE LAMB

- \* CeeDee Lamb has three 10-catch games in 2023 and needs one more game with double-digit receptions to set the franchise record for most games in a season with 10-plus receptions (four).
- \* Lamb has recorded over 150 receiving yards in his last two games (vs. LA Rams, 10/29 and at Philadelphia, 11/5). With 150 receiving yards against the N.Y. Giants, Lamb would become the sixth player in NFL history - first Cowboy - with 150-plus receiving yards in three consecutive games. The last NFL player with 150 receiving yards in three straight games was Josh Gordon in 2013.
- \* With 100 receiving yards on Sunday, Lamb would record his fourth consecutive 100-yard receiving game. He would join Michael Irvin (seven consecutive in 1995) and Terrell Owens (four in 2007) as the only three players in franchise history with 100 receiving yards in four straight games.
- \* Lamb has 23 career touchdown receptions and needs one more touchdown catch to tie Tony Hill (24) for the third-most touchdown receptions in a Cowboys player's first four seasons. Only Bob Hayes (45) and Dez Bryant (45) had more touchdowns in their first four seasons.
- \* With 10 receptions, Lamb would pass Michael Irvin (66) and Jason Witten (66) for the most receptions by any Cowboys player in the first nine games of a season.



### DALLAS COWBOYS

- \* Dallas has won 11 consecutive games at AT&T Stadium, the longest home winning streak in the NFL. With a 12th straight win at AT&T Stadium, it would mark the longest home winning streak by a Cowboys team since 18 straight wins from 1979-81.
- \* With a win on Sunday, Head Coach Mike McCarthy will tie Mike Holmgren (161 wins) for 18th on the all-time wins list among NFL head coaches.
- \* The Cowboys have defeated each of their opponents (NYJ, NE and LAR) at home by 20-or-more points, the only team in the NFL the last 15 years to win each of their first three home games by 20-plus points.

## ★ COWBOYS & FORD ★



Ford, the Official Vehicle of the Dallas Cowboys, is the presenting partner of this upcoming Sunday's Cowboys game. Ford has a longstanding commitment to the military and that commitment is as strong today as ever. During the Salute to Service game, Ford and the Cowboys will be highlighting their collective support of veterans and active military personnel, while saluting the sacrifice of these American heroes.



# MIKE McCARTHY

## Head Coach

Baker University

Head Coach: 17th Year • NFL: 30th Year • Cowboys: 4th Year



### ★ WINNING HEAD COACH ★

The Dallas Cowboys named Mike McCarthy the ninth head coach in franchise history on Jan. 5, 2020. Along with 13 years of head coaching experience and 13 additional years as an assistant coach in the NFL, McCarthy came to Dallas with a 125-77-2 regular season coaching record - all with the Green Bay Packers (2006-18).

After a 35-23 record in his fourth season with Dallas, he owns the fifth-most wins (19th all-time) and sixth-highest winning percentage (.615) among qualifying active NFL coaches. His teams have qualified for the postseason 11 times, won six NFC North Division titles and one NFC East title, made four NFC Championship Game appearances and took home a Super Bowl XLV championship.

#### Most Regular Season Wins by Active Head Coach

Coach	Years	Won	Loss	Tied	Pct
Bill Belichick.....	1991-2023	300	159	0	.654
Andy Reid.....	1999-2023	254	140	1	.644
Mike Tomlin.....	2007-2023	168	96	2	.635
Pete Carroll.....	1994-2023	165	115	1	.590
<b>Mike McCarthy.....</b>	<b>2006-2023</b>	<b>160</b>	<b>100</b>	<b>2</b>	<b>.615</b>
John Harbaugh.....	2008-2023	154	97	0	.614
Ron Rivera.....	2011-2023	102	95	2	.518

### ★ 2023 ASSISTANT COACHES ★

#### (S) Sideline; (B) Booth OFFENSE

Brian Schottenheimer (S).....	Offensive Coordinator
Jeff Blasko (B).....	Run Game Coord./Running Backs
Ramon Chinyoung Sr. (B).....	Quality Control/Asst. Offensive Line
Ryan Feder (B).....	Offensive Asst./Game Management
Will Harriger (B).....	Quality Control/Offensive Asst.
Evan Harrington (S).....	Offensive Assistant
Chase Haslett (B).....	Assistant Tight Ends
Robert Prince (S).....	Wide Receivers
Mike Solari (S).....	Offensive Line
Scott Tolzien (B).....	Quarterbacks
Lunda Wells (S).....	Tight Ends

#### DEFENSE

Dan Quinn (B).....	Defensive Coordinator
Aden Durde (S).....	Defensive Line
Shariff Floyd (S).....	Quality Control/Asst. Defensive Line
Al Harris (S).....	Defensive Backs
Cannon Matthews (S).....	Asst. Defensive Backs
Scott McCurley (S).....	Linebackers
Pete Ohnegian (B).....	Quality Control/Defensive Asst.
Eric Simonelli (B).....	Quality Control/Analytics
Darian Thompson (B).....	Quality Control/Asst. Linebackers
Joe Whitt Jr. (B).....	Secondary/Defensive Pass Game Coord.

#### SPECIAL TEAMS

John Fassel (S).....	Special Teams Coordinator
Rayna Stewart (B).....	Asst. Special Teams

#### STRENGTH AND CONDITIONING

Harold Nash Jr. (S).....	Strength and Conditioning Coordinator
Cedric Smith (S).....	Asst. Strength and Conditioning
Kendall Smith (S).....	Asst. Strength and Conditioning

### ★ TOP OF THE LINE ★

In 2023, Mike McCarthy has the Cowboys ranked at the top of the league in several key categories:

**T-1<sup>st</sup>**

**10-Play Drives (23)**

**3<sup>rd</sup>**

**Points-Per-Game (27.5)**

**3<sup>rd</sup>**

**Third Down Conversion Rate (46.9%)**

**+5**

**Turnover Differential - T-6th in the NFL**

### ★ McCARTHY'S RECORD WHEN... ★

Below is a look at Mike McCarthy's head coaching record under several different circumstances:

Regular season.....	160-100-2
Postseason.....	11-10
Overall.....	171-110-2

	Regular	Post
September.....	36-20-1	
October.....	44-20	
November.....	29-37-1	
December.....	46-19	
January.....	5-4	10-10
February.....		1-0
Playing at home.....	93-35-2	5-4
Playing on the road.....	66-65	6-6
Playing at AT&T Stadium.....	21-8	2-1
Playing in prime time.....	39-35	4-1
Thursday.....	13-8	
Saturday.....	3-1	3-2
Sunday.....	133-80-2	7-8
Monday.....	11-10	1-0
Tuesday.....	0-1	
Playing against the NFC East.....	28-17	5-2
Playing against the rest of the NFC.....	111-67-2	5-8
Playing against the AFC.....	40-28	1-0
Playing on grass surface.....	103-60-2	8-7
Playing on artificial surface.....	57-41	3-3
Post Bye.....	12-5	
Post Bye Home.....	5-1	
Post Bye Road.....	7-4	
When scoring 30-plus points.....	90-10	7-2
When team scores first.....	111-37-2	5-2
When team leads at halftime.....	125-23-1	10-2

# ★ McCARTHY'S HEAD COACHING RECORD AND COACHING EXPERIENCE ★

Year	Team	Regular Season				Result	Postseason				Result	McCarthy vs. NFL (Reg. Season)					
		W	L	T	Pct.		W	L	Pct.	Team		W	L	T	PCT.		
2006	Green Bay.....	8	8	0	.500	2nd NFC North						Arizona	3	5	0	0.375	
2007	Green Bay.....	13	3	0	.813	1st NFC North	1	1	.500	NFC Championship Game		Atlanta	5	4	0	0.556	
2008	Green Bay.....	6	10	0	.375	3rd NFC North						Baltimore	2	2	0	0.500	
2009	Green Bay.....	11	5	0	.688	2nd NFC North	0	1	.000	Wild Card Game		Buffalo	2	2	0	0.500	
2010	Green Bay.....	10	6	0	.625	2nd NFC North	4	0	1.000	Super Bowl XLV		Carolina	4	3	0	0.571	
2011	Green Bay.....	15	1	0	.938	1st NFC North	0	1	.000	Divisional Game		Chicago	19	7	0	0.731	
2012	Green Bay.....	11	5	0	.688	1st NFC North	1	1	.500	Divisional Game		Cincinnati	3	2	0	0.600	
2013	Green Bay.....	8	7	1	.531	1st NFC North	0	1	.000	Wild Card Game		Cleveland	3	1	0	0.750	
2014	Green Bay.....	12	4	0	.750	1st NFC North	1	1	.500	NFC Championship Game		Dallas	5	3	0	0.625	
2015	Green Bay.....	10	6	0	.625	2nd NFC North	1	1	.500	Divisional Game		Denver	2	2	0	0.500	
2016	Green Bay.....	10	6	0	.625	1st NFC North	2	1	.667	NFC Championship Game		Detroit	19	7	0	0.731	
2017	Green Bay.....	7	9	0	.438	3rd NFC North						Green Bay	0	1	0	0.000	
2018	Green Bay.....	4	7	1	.375							Houston	3	1	0	0.750	
2020	Dallas.....	6	10	0	.375	3rd NFC East						Indianapolis	2	2	0	0.500	
2021	Dallas.....	12	5	0	.714	1st NFC East	0	1	.000	Wild Card Game		Jacksonville	2	2	0	0.500	
2022	Dallas.....	12	5	0	.714	2nd NFC East	1	1	.500	Divisional Game		Kansas City	2	2	0	0.500	
2023	Dallas.....	5	3	0	.625							LA Chargers	5	0	0	1.000	
<b>Totals</b>							<b>11</b>	<b>10</b>	<b>.524</b>			LA Rams	7	3	0	0.700	
												Las Vegas	3	1	0	0.750	
												Miami	3	1	0	0.750	
												Minnesota	18	9	2	0.667	
												New England	3	3	0	0.500	
												New Orleans	3	4	0	0.429	
												N.Y. Giants	10	3	0	0.769	
												N.Y. Jets	3	1	0	0.750	
												Philadelphia	8	5	0	0.615	
												Pittsburgh	0	4	0	0.000	
												San Francisco	6	3	0	0.667	
												Seattle	5	5	0	0.500	
												Tampa Bay	3	4	0	0.429	
												Tennessee	2	2	0	0.500	
												Washington	5	6	0	0.455	
												<b>Totals</b>	<b>160</b>	<b>100</b>	<b>2</b>	<b>0.615</b>	
																	</

Year	Position, Team
1987-88	Graduate Assistant, Fort Hays State
1989-91	Graduate Assistant, Pittsburgh
1992	Wide Receivers, Pittsburgh
1993-94	Offensive Quality Control, Kansas City Chiefs
1995-98	Quarterbacks, Kansas City Chiefs
1999	Quarterbacks, Green Bay Packers
2000-04	Offensive Coordinator, New Orleans Saints
2005	Offensive Coordinator, San Francisco 49ers
2006-18	Head Coach, Green Bay Packers
2020-23	Head Coach, Dallas Cowboys

## ★ HEAD COACHES ★

### MIKE McCARTHY (160-100-2, 17th Year, 35-23 with Dallas)

The Dallas Cowboys named Mike McCarthy the ninth head coach in franchise history on Jan. 8, 2020, and he has led the franchise to back-to-back playoff appearances for the first time since 2006-07. He also won 12 games in each of the last two seasons, the first time Dallas posted consecutive seasons with 12-plus wins since 1994-95.

McCarthy is in his 17th year as a head coach - 13 with Green Bay and four with Dallas - along with 13 years as an assistant coach in the NFL, including six as an offensive coordinator.

As a head coach, McCarthy has racked up a 160-100-2 regular season coaching record, and he owns the fifth-most wins (19th all-time) among active NFL coaches. His teams have qualified for the postseason 11 times, won six NFC North Division titles, one NFC East title, made four NFC Championship Game appearances and took home a Super Bowl XLV championship held at AT&T Stadium in Arlington, Texas, following the 2010 NFL season.

In 2022 McCarthy led the charges of a team that finished 12-5 for the second straight season to mark the first time in his career and the first time for Dallas since 1994-95 to record consecutive 12-plus win seasons. En route to the team's second straight playoff berth (first time since 2006-07), the Dallas offense finished third in the league in points (467, fourth in points-per-game) while the defense led the league in takeaways for the second consecutive season.

During his time in Green Bay, McCarthy was known as a prolific offensive mind and the primary play-caller for the Packers. McCarthy's offense finished fourth in the NFL in total offense and third in points-per-game through his 14-year stint with the club.

McCarthy is only the fourth head coach in NFL history to lead a single franchise to eight-or-more consecutive playoff appearances, joining Tom Landry, Chuck Noll and Bill Belichick. Those eight appearances from 2009-16 were more than the rest of the NFC North Division combined over that span (Minnesota, three; Detroit, three; Chicago, one).

McCarthy's nine playoff appearances overall are the most by a Packers coach since the NFL postseason began in 1933, and he guided the Packers to a franchise-record fourth consecutive division title in 2014. With the victory over Dallas in the 2016 playoffs, McCarthy surpassed Vince Lombardi and Mike Holmgren for the most playoff victories in team history (10).

### BRIAN DABOLL (11-14-1, 2nd Year)

The New York Giants hired Brian Daboll as the 20th head coach in franchise history on Jan. 28, 2022. Daboll has over 20 years of NFL experience and was hired after spending four years in Buffalo calling the plays for one of the most productive offenses in the NFL.

Daboll entered the 2023 season as the reigning NFL Coach of the Year after leading the Giants to nine regular season victories, the team's first playoff berth in six years and first postseason victory in 11 seasons. It was the Giants first winning season and postseason appearance since 2016.

In four seasons with Buffalo, Daboll helped the Bills make three straight postseasons and win two AFC East titles. Daboll oversaw the development of Josh Allen, and in Allen's first four seasons (2018-21) he made NFL history as the first player with 100 passing touchdowns and 30 rushing scores.

Daboll was voted the AP's NFL Assistant Coach of the Year in 2020 after the Bills finished 13-3 and won the AFC East for the first time since 1995 and made their first AFC Championship appearance since 1994. Daboll helped Allen finish second in the NFL MVP race after setting Buffalo single season franchise records in passing yards (4,544), touchdowns (37), completion percentage (69.2%) and passer rating (107.2).

Prior to Buffalo, Daboll served as the offensive coordinator and quarterbacks coach at Alabama in 2017. While at Alabama, the Crimson Tide won their 17th national championship where he was instrumental in the development of Jalen Hurts and Tua Tagovailoa.

Daboll joined Alabama after spending the previous four seasons with New England, his second stint with the team. Daboll spent a total of 11 seasons with the Patriots and helped the organization win five Super Bowl titles. He was an offensive assistant in 2013 before becoming the tight ends coach from 2014-16.

Daboll spent 2012 as Kansas City's offensive coordinator and 2011 as Miami's offensive play caller. Prior to joining the Dolphins, Daboll took his first offensive coordinator job with the Cleveland Browns, where he served as the play caller in 2009 and 2010 under Head Coach Eric Mangini.

Daboll also had a stop at the N.Y. Jets as the quarterbacks coach (2007-08), where he helped Hall of Fame quarterback Brett Favre earn a Pro Bowl selection after coming out of retirement.

## ★ PLAYER HIGHLIGHTS VS. NYG ★

### DaRon Bland - CB

Boasts a perfect 3-0 record over NYG tallied eight tackles, an interception that he returned for a touchdown, one tackle for loss and a pass defended. Tallied three tackles, a pick-six, one tackle for loss, and a pass defended against the Giants in Week 1.

### Stephon Gilmore - CB

Totalled 12 tackles, three interceptions, and 10 passes defended in four matchups against the Giants. Totalled four tackles, an interception, and three passes defended in Week 1 against the Giants.

### CeeDee Lamb - WR

Recorded 41 receptions for 571 yards and two scores in seven games. His 571 yards against the Giants are the most against any team in his career.

### DeMarcus Lawrence - DE

In 16 games against the Giants, totaled 46 tackles, 11.0 sacks, 13 tackles for loss, four forced fumbles and a fumble recovery.

### Micah Parsons - LB

Notched 3.0 sacks, four tackles for loss, nine quarterback pressures and one pass deflected across five matchups.

### Tony Pollard- RB

Amassed 474 rushing yards on 98 carries (4.8 avg.) in nine career games. Had 14 carries for 70 yards and a pair of touchdowns in Week 1 against the Giants.

### Dak Prescott - QB

Is 11-2 as a starter, completing 274-of-431 passes (63.6%) for 3,290 yards, 23 touchdowns and seven interceptions.

## ★ ALL IN THE FAMILY ★

The Dallas Cowboys are 1-1 against the NFC East in 2023 and are 11-3 against divisional foes since the 2021 season. Dallas holds an all-time record of 223-151-4 against NFC East rivals. Below is a look at Dallas' record against the East:

	W	L	T	Pct.	Long Win Str.	Long Loss Str.	Cur. Str.
Washington.....	76	48	2	.611	10	4	L1
<b>NY Giants .....</b>	<b>74</b>	<b>47</b>	<b>2</b>	<b>.610</b>	<b>12</b>	<b>6</b>	<b>W5</b>
Philadelphia.....	73	56	0	.566	11	8	L1
<b>Totals .....</b>	<b>223</b>	<b>151</b>	<b>4</b>	<b>.595</b>	<b>-</b>	<b>-</b>	<b>L1</b>

## ★ FAMILY MATTERS ★

The Cowboys have posted a record of 31-13 against their division foes since the start of the 2016 season, a win total that is tied for the second-most divisional wins by any team over that span:

### Most Wins Against Own Division Since 2016

Team	W	L	T	Win%	Current Streak
Kansas City.....	39	6	0	.867	L1
<b>Dallas .....</b>	<b>31</b>	<b>13</b>	<b>0</b>	<b>.705</b>	<b>L1</b>
Pittsburgh.....	31	12	1	.716	W4
New England .....	31	15	0	.674	L1
New Orleans.....	28	16	0	.636	L1
Philadelphia .....	28	17	0	.622	W4

Dallas is 11-3 against the NFC East from 2021-23, the second-most divisional wins during that span behind the Chiefs (13).

## ★ 2023 STAT COMPARISON ★

	(league ranking)	<u>Cowboys</u>	<u>Giants</u>
Record		5-3	2-7
Scoring Avg. (NFL rank)		27.5 (3)	11.2 (32)
Opp. Scoring Avg. (NFL rank)		18.5 (6)	24.1 (24)
Total Off. (NFL rank)		346.5 (10)	268.9 (32)
Rushing Off. (NFL rank)		111.6 (15)	113.9 (13)
Passing Off. (NFL rank)		234.9 (12)	155.0 (32)
Total Def. (NFL rank)		288.0 (3)	338.3 (21)
Rushing Def. (NFL rank)		108.9 (15)	127.1 (25)
Passing Def. (NFL rank)		179.1 (6)	211.2 (11)
Kickoff Return Avg.		24.0 (9)	19.4 (26)
Punt Return Avg.		6.5 (29)	6.7 (28)
Turnover Margin		+5 (6t)	-4 (23t)
Penalties		60	55
Penalty Yards		461	458

## ★ DATING GAME ★

This week's game against the New York Giants is being played on November 12. In the 64 years of Cowboys football, there have been 10 Nov. 12 games. The Cowboys are 4-6 when playing on Nov. 12:

Date	Opp/ Loc.	Dal W/L	Score	Date	Opp/ Loc.	Dal W/L	Score
11/12/61	@Pit	L	7-37	11/12/89	@Pho	L	20-24
11/12/67	@NO	W	27-10	11/12/95	SF	L	20-38
11/12/72	StL	W	33-24	11/12/00	Cin	W	23-6
11/12/78	@GB	W	42-14	11/12/06	@Ari	L	27-10
11/12/79	Phi	L	21-31	11/12/17	@Atl	L	7-27

## ★ SERIES HISTORY ★

Dallas and the N.Y. Giants have squared off 123 times, with Dallas holding a 74-47-2 advantage. The teams faced off in one playoff game - a 2007 Divisional game the Giants won. Dallas and New York battled to a tie in their first-ever meeting. The Cowboys have taken 12 of the last 13 from the Giants, including five consecutive wins. Below is a look at the last 20 meetings:

Date	Loc.	Dal W/L	Score	Date	Loc.	Dal W/L	Score
11/24/13	NYG	W	24-21	12/30/18	NYG	W	36-35
10/19/14	Dal	W	31-21	9/8/19	Dal	W	35-17
11/23/14	NYG	W	31-28	11/4/19	NYG	W	37-18
9/13/15	Dal	W	27-26	10/11/20	Dal	W	37-34
10/25/15	NYG	L	20-27	1/3/21	NYG	L	19-23
9/11/16	Dal	L	19-20	10/10/21	Dal	W	44-20
12/11/16	NYG	L	7-10	12/19/21	NYG	W	21-6
9/10/17	Dal	W	19-3	9/26/22	NYG	W	23-16
12/10/17	NYG	W	30-10	11/24/22	Dal	W	28-20
9/16/18	Dal	W	20-13	9/10/23	@NYG	W	40-0

## ★ INSIDE THE SERIES HISTORY ★

The series between the Dallas Cowboys and New York Giants has been around since Dallas' inaugural season (1960). In total, the clubs have met 123 times, including one postseason game.

### In the 123 games of the series there has been:

- \* Sixty-two games decided by double digits
- \* Twenty-four games decided by 20-plus points
- \* Two Thanksgiving Day games - both Dallas wins (1992, 2022)
- \* One postseason game, with the Cowboys suffering a 17-21 loss to the N.Y. Giants in the divisional round on 1/13/08
- \* Twelve-game winning streak by Dallas from 1974-1980
- \* One shutout by Dallas (9/10/23) - largest shutout in Cowboys history
- \* A 45-point win by Dallas (9/8/66) - biggest series win
- \* A 31-point win by the N.Y. Giants (10/16/60)
- \* A 34-26-1 road record for Dallas and a 40-21-1 mark at home



## ★ HOME IS WHERE THE TDS ARE ★

Dak Prescott has proven to be one of the top quarterbacks in the league when playing at home. Since he entered the league in 2016, Prescott's 120 total touchdowns (103 passing, 17 rushing) at AT&T Stadium are the fifth-most combined passing and rushing touchdowns at home during that span:

### Most Passing and Rushing Touchdowns at Home - NFL Since 2016

Player	Gms	PassTD	RushTD	TotTD
Russell Wilson .....	57	120	6	126
Tom Brady.....	54	118	6	124
Kirk Cousins.....	60	115	7	122
Aaron Rodgers.....	53	114	7	121
<b>Dak Prescott.....</b>	<b>53</b>	<b>103</b>	<b>17</b>	<b>120</b>

Overall, Dallas has scored 207 touchdowns in 60 games at home versus 153 touchdowns in 62 games on the road since 2016. Dallas' 207 home touchdowns lead the NFL over that span:

### Most Overall Touchdowns at Home Since 2016 - NFL

Team	Games	TD	TD/G	Pts/G
<b>Dallas .....</b>	<b>60</b>	<b>207</b>	<b>3.45</b>	<b>29.6</b>
New Orleans .....	61	194	3.18	27.4
Buffalo .....	62	188	3.03	25.7
Kansas City.....	62	187	3.02	26.5
Seattle.....	61	186	3.05	26.1
New England .....	62	185	2.98	25.6

## ★ HOME COOKING ★

Since AT&T Stadium opened in 2009, Dallas has posted a 69-47 regular season record at home. However, since 2016, the Cowboys have utilized their home field advantage, going 42-18 at AT&T Stadium, tied for the third-most home wins in the NFL:

### NFL Team Home Wins Since 2016

Team	Games	W	L	T	Win %
Kansas City.....	62	48	14	0	.774
Green Bay.....	61	44	16	1	.730
<b>Dallas .....</b>	<b>60</b>	<b>42</b>	<b>18</b>	<b>0</b>	<b>.700</b>
Baltimore.....	61	42	19	0	.689
Buffalo.....	62	42	20	0	.677
Pittsburgh.....	62	42	19	1	.685

## ★ TOP PERFORMANCES ★

Below are the top individual performances in several offensive categories at AT&T Stadium since it opened in 2009.

### Cowboys

### Opponents

<b>Passing Yards.....</b>	T. Romo (506)	E. Manning, NYG (450)
<b>Passing TDs.....</b>	T. Romo (5)	Many tied (4)
<b>Rushing Yards.....</b>	D. Murray (253)	B. Brown, Phi (169)
<b>Rushing TDs.....</b>	D. Murray (3)	A. Jones, GB (4)
	D. Prescott (3)	
	J. Randle (3)	
	T. Pollard (3)	
<b>Receiving Yards .....</b>	A. Cooper (226)	D. Jackson, Phi (210)
<b>Receiving TDs .....</b>	A. Cooper (3)	V. Cruz, NYG (3)
	M. Gallup (3)	

## ★ AT&T STADIUM RECORD... ★

The Dallas Cowboys are currently in their 15th season calling AT&T Stadium home. The Cowboys went 8-1 at home in 2022, the most home wins since the venue opened in 2009. Dallas' first game at the venue was on Sept. 20, 2009 - a 31-33 loss to the N.Y. Giants. The club's first win came a week later with a 21-7 decision over Carolina.

Dallas is 3-0 at AT&T Stadium in 2023, and they are currently on an 11-game win streak at home, the longest home win streak in AT&T Stadium's existence. The last time Dallas won at least 11 straight home games was when they won 11 consecutive from 1991-92. Below is a breakdown of the club's record at AT&T Stadium:

Regular season .....	69-47
Postseason .....	3-2
Overall .....	72-49

### Regular Post

September .....	17-6	
October .....	17-14	
November .....	17-16	
December .....	16-9	
January .....	2-2	3-2
Playing at noon .....	24-10	
Playing at 3:30 .....	26-23	1-2
Playing in prime time.....	19-14	2-0
Thursday .....	7-8	
Saturday .....	1-2	2-0
Sunday .....	57-32	1-2
Monday .....	4-5	

Fully closed stadium .....	45-28	3-2
Fully open stadium.....	12-11	
Roof open, doors closed .....	2-5	
Roof closed, doors open .....	10-3	

Playing against the NFC East.....	27-15	1-0
Playing against the NFC (non-NFC East).....	24-18	2-2
Playing against the AFC.....	18-13	

### Team-by-team

Team	W	L	Pct	Team	W	L	Pct
Arizona.....	0	3	.000	Minnesota .....	1	1	.500
Atlanta.....	3	1	.750	New England .....	1	1	.500
Baltimore.....	1	0	1.000	New Orleans .....	2	2	.500
Buffalo.....	1	1	.500	N.Y. Giants.....	9	5	.643
Carolina .....	2	1	.667	N.Y. Jets.....	1	1	.500
Chicago.....	2	2	.500	Philadelphia .....	8	6	.571
Cincinnati.....	2	0	1.000	Pittsburgh.....	1	1	.500
Cleveland.....	1	1	.500	San Francisco.....	1	1	.500
Denver .....	0	2	.000	Seattle.....	2	2	.500
Detroit.....	4	1	.800	Tampa Bay.....	3	1	.750
Green Bay.....	0	3	.000	Tennessee .....	0	2	.000
Houston.....	2	0	1.000	Washington.....	10	4	.714
Indianapolis.....	2	0	1.000				
Jacksonville .....	1	1	.500	<b>Postseason</b>			
Kansas City.....	1	0	1.000	Detroit.....	1	0	1.000
LA Chargers.....	0	2	.000	Green Bay.....	0	1	.000
LA Rams.....	4	1	.800	Philadelphia .....	1	0	1.000
Las Vegas.....	2	1	.667	Seattle.....	1	0	1.000
Miami .....	2	0	1.000	San Francisco.....	0	1	.000

The Cowboys 8-1 home mark in 2022 surpassed the 2018 and 2016 teams for the best home record by a Cowboys team since the stadium opened in 2009:

### Most Single Season Wins at AT&T Stadium - Dallas Cowboys

Season	Wins	Consec.	Home Record
2022.....	8	8	8-1
2016.....	7	7	7-1
2018.....	7	4	7-1
2009.....	6	5	6-2

**20** In three home wins in 2023, Dallas has outscored its opponents 111-33. The Cowboys have defeated each of their opponents (NYJ, NE and LAR) at home by 20-or-more points, the only team in the NFL the last 15 years to win each of their first three home games by 20-plus points.





# ★ THE DALLAS COWBOYS - A CHAMPIONSHIP TRADITION ★

## SUPER BOWL CHAMPIONSHIPS

New England Patriots .....	6
Pittsburgh Steelers .....	6
<b>DALLAS COWBOYS .....</b>	<b>5</b>
San Francisco 49ers .....	5
Green Bay Packers .....	4
New York Giants .....	4
Denver Broncos .....	3
Kansas City Chiefs .....	3
Oakland Raiders .....	3
Washington Commanders .....	3

## POSTSEASON GAMES

<b>DALLAS COWBOYS ...</b>	<b>66</b>
Pittsburgh Steelers.....	63
Green Bay Packers.....	61
New England Patriots.....	59
San Francisco 49ers.....	59
StL/LA Rams.....	53
Minnesota Vikings.....	52

## SUPER BOWL APPEARANCES

New England Patriots .....	11
<b>DALLAS COWBOYS .....</b>	<b>8</b>
Pittsburgh Steelers .....	8
Denver Broncos .....	8
San Francisco 49ers .....	7
Green Bay Packers .....	5
Kansas City Chiefs .....	5
Miami Dolphins .....	5
New York Giants .....	5
Oakland Raiders .....	5
Washington Commanders .....	5

## CONSEC. POSTSEASON APPEARANCES

New England Patriots (2009-19) ...	11
<b>DALLAS COWBOYS (1975-83) ...</b>	<b>9</b>
Indianapolis Colts (2002-10) .....	9
<b>DALLAS COWBOYS (1966-73) ...</b>	<b>8</b>
Pittsburgh Steelers (1972-79) .....	8
Los Angeles Rams (1973-80) .....	8
San Francisco 49ers (1983-90) .....	8

## POSTSEASON VICTORIES

New England Patriots.....	37
<b>DALLAS COWBOYS ...</b>	<b>36</b>
Pittsburgh Steelers.....	36
Green Bay Packers.....	36
San Francisco 49ers.....	36
StL/LA Rams.....	26
Oak/LV Raiders.....	25
New York Giants.....	25
Philadelphia Eagles.....	25

## CONSECUTIVE WINNING SEASONS

<b>DALLAS COWBOYS (1966-85) ...</b>	<b>20</b>
New England Patriots (2001-19) ...	19
Oakland Raiders (1965-80) .....	16
San Francisco 49ers (1983-98) ...	16
Chicago Bears (1930-44) .....	15
Green Bay Packers (1934-47) ...	14

## POSTSEASON APPEARANCES

<b>DALLAS COWBOYS ...</b>	<b>35</b>
Green Bay Packers .....	35
Pittsburgh Steelers .....	33
New York Giants .....	33
Minnesota Vikings .....	33
Cle./StL/LA Rams .....	31
Philadelphia Eagles .....	30
Indianapolis Colts .....	29
San Francisco 49ers .....	29
New England Patriots .....	28
Chicago Bears .....	27

## ALL-TIME REGULAR SEASON WINNING %

<b>DALLAS COWBOYS .....</b>	<b>0.575</b>
Green Bay Packers .....	0.571
Baltimore Ravens .....	0.565
New England Patriots .....	0.558
Chicago Bears .....	0.555
Miami Dolphins .....	0.553
Kansas City Chiefs .....	0.548

45 SEASONS OF .500-OR-BETTER	35 POSTSEASON APPEARANCES	25 DIVISION TITLES	16 NFL/NFC CHAMPIONSHIP GAME FINALIST	8 NFC CHAMPIONSHIPS	5 SUPER BOWL CHAMPIONSHIPS
1965 1982 2009	1966 1991	1966 1992	1966 1975 1992	1970 1992	1971 1992
1966 1983 2011	1967 1992	1967 1993	1967 1977 1993	1971 1993	1977 1993
1967 1984 2012	1968 1993	1968 1994	1970 1978 1994	1975 1995	1995
1968 1985 2013	1969 1994	1969 1995	1971 1980 1995	1977	
1969 1991 2014	1970 1995	1970 1996	1972 1981	1978	
1970 1992 2016	1971 1996	1971 1998	1973 1982		
1971 1993 2017	1972 1998	1973 2007			
1972 1994 2018	1973 1999	1976 2009			
1973 1995 2019	1975 2003	1977 2014			
1974 1996 2021	1976 2006	1978 2016			
1975 1998 2022	1977 2007	1979 2018			
1976 1999	1978 2009	1981 2021			
1977 2003	1979 2014	1985			
1978 2005	1980 2016				
1979 2006	1981 2018				
1980 2007	1982 2021				
1981 2008	1983 2022				
	1985				



# ★ PRO BOWL COWBOYS ★

Since 2010 Dallas has selected 18 players in the NFL Draft that have gone on to make at least one Pro Bowl - the most in the NFL over that span (Kansas City, 16; Minnesota, 15). Since 1989 Dallas has sent 57 different players to the Pro Bowl, and of those, Dallas drafted 40. Additionally, 30 Cowboys draft picks have been selected to 91 Pro Bowls since 2002, which is 11 more than any other team over that span (Kansas City, 79 Pro Bowl selections):

## COWBOYS PRO BOWL DRAFT PICKS SINCE 2002 (BY YEAR DRAFTED)

2002: Roy Williams (5)  
 2002: Andre Gurode (5)  
 2003: Terence Newman (2)  
 2003: Jason Witten (11)  
 2005: DeMarcus Ware (9 - 7 with Dallas)  
 2005: Marion Barber (1)  
 2005: Jay Ratliff (4)  
 2006: Jason Hatcher (1)  
 2007: Anthony Spencer (1)  
 2007: Nick Folk (1)  
 2008: Mike Jenkins (1)  
 2008: Martellus Bennett (1 - with Chicago)  
 2010: Sean Lee (2)  
 2010: Dez Bryant (3)  
 2011: Tyron Smith (8)



2011: DeMarco Murray (3 - 2 with Dallas)  
 2011: Dwayne Harris (1 - with N.Y. Giants)  
 2013: Travis Frederick (5)  
 2014: Zack Martin (8)  
 2014: DeMarcus Lawrence (3)  
 2015: Byron Jones (1)  
 2016: Dak Prescott (2)  
 2016: Ezekiel Elliott (3)  
 2016: Jaylon Smith (1)  
 2018: Leighton Vander Esch (1)  
 2019: Tony Pollard (1)  
 2020: CeeDee Lamb (2)  
 2020: Trevon Diggs (2)  
 2020: Tyler Biadasz (1)  
 2021: Micah Parsons (2)

## DAK PRESCOTT NOTES



All-Time Ranks - Cowboys QBs	
<b>1st</b>	- Completion Pct. (66.8%)
<b>2nd</b>	- Passing Touchdowns (179)
<b>3rd</b>	- Passing Yards (26,954) - Attempts (3,548) - Completions (2,371)
<b>4th</b>	- Total Wins (66)

2023 DALLAS COWBOYS

### ★ DAK AGAINST THE BLITZ ★

Teams have blitzed the Cowboys on 28.3% of their dropbacks in 2023, 18th-highest in the league. When opponents bring five-or-more pass rushers, Dak Prescott has completed 56-of-77 passes, a 72.7% completion rate against the blitz that is second in the NFL behind Patrick Mahomes:

#### Completion Percentage Against the Blitz - NFL 2023

QB, Team	Comp	Att	Comp%
Patrick Mahomes, KC.....	71	97	73.2%
<b>Dak Prescott, Dal.....</b>	<b>56</b>	<b>77</b>	<b>72.7%</b>
Justin Herbert, LAC.....	72	101	71.3%
Tua Tagovailoa, Mia.....	70	101	69.3%
C.J. Stroud, Hou.....	52	77	67.5%

Prescott's 104.8 passer rating against the blitz in 2023 is eighth in the NFL among starting quarterbacks.

### ★ OUT OF POCKET ★

When escaping the pocket in the win at Philadelphia in Week 9, Dak Prescott completed four-of-five passes for 75 yards and a touchdown. Prescott has thrown for a score outside of the pocket in the each of the last two games. Overall in 2023, Prescott has the highest completion percentage (70.3%) in the NFL when throwing outside of the pocket and ranks third in passer rating (116.0) outside the pocket:

#### Passer Rating Out of the Pocket - NFL 2023

QB, Team	Comp	Att	Comp%	TD	PsrRtg
Lamar Jackson, Bal.....	23	34	67.6%	4	140.9
Joe Burrow, Cin.....	17	27	63.0%	5	121.0
<b>Dak Prescott, Dal.....</b>	<b>26</b>	<b>37</b>	<b>70.3%</b>	<b>2</b>	<b>116.0</b>
Tua Tagovailoa, Mia.....	24	35	68.6%	3	115.7
Trevor Lawrence, Jax.....	24	38	63.2%	2	107.3

### ★ LEADING THE CHARGE ★

Dak Prescott has led the Cowboys offense to the top of the league year-after-year. In the last three seasons, the Cowboys are scoring 27.2 offensive points-per-game when Prescott is under center, most in the NFL:

#### Offensive Points-Per-Game With Starting Quarterback NFL - 2021-23

QB, Team	GS	PPG
<b>Dak Prescott, Dal.....</b>	<b>36</b>	<b>27.2</b>
Josh Allen, Buf.....	42	27.1
Patrick Mahomes, KC.....	43	26.3
Jalen Hurts, Phi.....	39	26.1
Joe Burrow, Cin.....	40	24.7
Justin Herbert, LAC.....	42	24.7

### ★ DAK TO THE FUTURE ★

Now in his eighth pro season, Dak Prescott ranks first in completion percentage (66.8%), second in passing touchdowns (179), third in completions (2,371), attempts (3,548), passing yards (26,954) and fourth in wins (66) in regular season team history:

#### Dallas Cowboys All-Time QB Chart

##### WINS AS STARTER

Troy Aikman.....	94
Roger Staubach.....	85
Tony Romo.....	78
<b>Dak Prescott.....</b>	<b>66</b>
Danny White.....	62

##### PASSING YARDS

Tony Romo.....	34,183
Troy Aikman.....	32,942
<b>Dak Prescott.....</b>	<b>26,954</b>
Roger Staubach.....	22,700
Danny White.....	21,959

##### ATTEMPTS

Troy Aikman.....	4,715
Tony Romo.....	4,335
<b>Dak Prescott.....</b>	<b>3,548</b>
Roger Staubach.....	2,958
Danny White.....	2,950

##### PASSING TOUCHDOWNS

Tony Romo.....	247
<b>Dak Prescott.....</b>	<b>179</b>
Troy Aikman.....	165
Danny White.....	155
Roger Staubach.....	153

##### COMPLETIONS

Troy Aikman.....	2,898
Tony Romo.....	2,829
<b>Dak Prescott.....</b>	<b>2,371</b>
Danny White.....	1,761
Roger Staubach.....	1,685

##### COMPLETION PCT

<b>Dak Prescott.....</b>	<b>66.8%</b>
Tony Romo.....	65.3%
Troy Aikman.....	61.5%
Danny White.....	59.7%
Roger Staubach.....	57.0%

### ★ YOU COMPLETE ME ★

Dak Prescott has showcased efficiency and accuracy to start 2023, as his 70.2 completion percentage is third in the NFL:

#### NFL Completion Percentage Leaders- 2023

Player	Att	Comp	Comp%
Lamar Jackson, Bal.....	253	181	71.5%
Josh Allen, Buf.....	324	231	71.3%
<b>Dak Prescott, Dal.....</b>	<b>265</b>	<b>186</b>	<b>70.2%</b>
Tua Tagovailoa, Mia.....	308	214	69.5%
Kirk Cousins, Min.....	311	216	69.5%

Prescott has completed over 80.0% of his passes in three games in 2023 (vs. NYJ, 81.6%; vs. NE, 82.4%; vs. LAR, 80.6%), most in the NFL. All three of those games have occurred at AT&T Stadium. Prescott's three straight home games with an 80.0% completion percentage-or-better is the longest home streak in NFL history (min. 30 attempts-per-game).

## DAK PRESCOTT NOTES, CONT.

## ★ DAK'S RECORD WHEN... ★

Since taking over as Dallas' starting quarterback in 2016, Dak Prescott has compiled a 66-39 regular season record in 105 career starts, and he is 2-4 in the postseason. Below is a look at Prescott's record under several different circumstances:

	Regular	Post
Playing at home: .....	38-15	1-2
Playing on the road: .....	28-24	1-2
Playing indoors: .....	35-15	1-2
Playing outdoors: .....	31-24	1-2
Playing against the NFC East: .....	28-8	
Playing against the NFC (non-NFC East): ..	22-18	2-4
Playing against the AFC: .....	16-13	
Playing on Thursday: .....	8-5	
Playing on Saturday .....	2-0	1-1
Playing on Sunday: .....	48-31	0-3
Playing on Sunday night .....	11-8	
Playing on Monday night: .....	5-1	1-0
Playing on artificial turf: .....	51-25	1-2
Playing on natural grass: .....	15-14	1-2
Offense totals over 400 yards: .....	37-13	1-1
Throws for over 300 yards: .....	14-9	1-1
Throws for 200-299 yards: .....	40-17	1-3
Attempts 30 passes-or-more .....	36-33	2-4
Throws only one touchdown: .....	19-9	1-3
Throws more than one touchdown: .....	39-16	1-1
Completes 65.0%-or-more of his passes: ..	48-14	2-0
Averages more than 7.0 yards-per-attempt ..	51-12	1-2
Has more than one Big Play (25+) passing ...	36-16	2-1
Throws no interceptions: .....	45-12	1-1
Throws one interception: .....	14-15	1-2
Throws more than one interception: .....	6-13	0-1
Records at least 100.0 passer rating: .....	47-8	1-1
Commits no turnovers .....	38-8	1-1
Against teams with winning record: .....	20-19	1-4
Against teams with .500 record: .....	14-9	
Against teams with losing record: .....	32-10	1-0
Has between one-five rush attempts .....	58-30	0-4
Has five-or-more rush attempts .....	24-9	2-0
Sacked one time-or-less: .....	36-11	2-2
Sacked more than once: .....	30-28	0-2
September: .....	14-10	
October: .....	17-8	
November: .....	15-12	
December: .....	19-6	
January: .....	1-3	2-4

Team-by-team			
Team	W	L	Pct
Arizona.....	1	2	.333
Atlanta.....	3	1	.750
Baltimore.....	1	0	1.000
Buffalo.....	0	1	.000
Carolina.....	1	1	.500
Chicago.....	2	1	.667
Cincinnati.....	1	0	1.000
Cleveland.....	1	1	.500
Denver.....	0	2	.000
Detroit.....	4	0	1.000
Green Bay.....	1	3	.250
Houston.....	1	1	.500
Indianapolis.....	1	1	.500
Jacksonville.....	1	1	.500
Kansas City.....	1	1	.500
LA Chargers.....	2	1	.667
LA Rams.....	2	2	.500
Las Vegas.....	1	1	.500
Miami.....	1	0	1.000
Team	W	L	Pct
Minnesota.....	2	1	.667
New England.....	2	1	.667
New Orleans.....	2	1	.667
N.Y. Giants.....	11	2	.846
N.Y. Jets.....	1	1	.500
Philadelphia.....	8	4	.667
Pittsburgh.....	1	0	1.000
San Francisco.....	2	1	.667
Seattle.....	0	3	.000
Tampa Bay.....	2	2	.500
Tennessee.....	1	1	.500
Washington.....	9	2	.818
Postseason			
Green Bay.....	0	1	.000
L.A. Rams.....	0	1	.000
San Francisco.....	0	2	.000
Seattle.....	1	0	1.000
Tampa Bay.....	1	0	1.000

★ QB WINS ★

In his eighth season as the Dallas Cowboys quarterback, Dak Prescott has proven to be a winner, as his 66 victories rank fourth in team history. His 13 wins in 2016 were the most by a rookie quarterback in NFL history, and his 66 career wins are fourth among quarterbacks since 2016:

### Wins by Starting NFL QB - 2016-23

Player	W	L	T	Win%
Tom Brady, NE/TB .....	79	31	0	.718
Patrick Mahomes, KC .....	71	18	0	.798
Aaron Rodgers, GB/NYJ.....	68	36	1	.652
<b>Dak Prescott, Dal .....</b>	<b>66</b>	<b>39</b>	<b>0</b>	<b>.629</b>
Russell Wilson, Sea/Den .....	65	51	1	.560
Kirk Cousins, Was/Min .....	65	53	2	.550

Since 2016, Prescott has the third-most wins against his division, going 28-8 in games he has started against the NFC East:

Player	Wins	Player	Wins
Tom Brady, NE/TB .....	31	<b><i>Dak Prescott, Dal.....</i></b>	<b><i>28</i></b>
Patrick Mahomes, KC .....	29	Aaron Rodgers, GB/NYJ ..	26

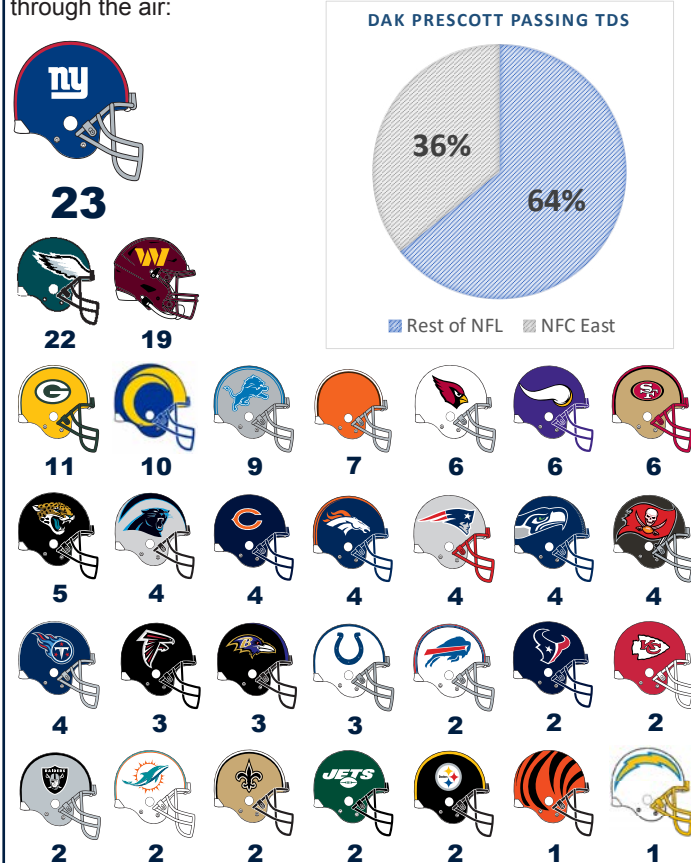
## ★ MOVING UP THE CHARTS ★

Dak Prescott has 23 games with at least 300 yards through the air - second in Cowboys history:

Player	Games
Tony Romo .....	46
<b>Dak Prescott</b> .....	<b>23</b>
Troy Aikman .....	13
Danny White .....	10
Don Meredith .....	7

## ★ PRESCOTT TDs BY TEAM ★

With a passing touchdown at the LA Chargers (10/16), Dak Prescott has thrown a touchdown pass against all 31 NFL teams in the regular season. He is the 30th quarterback in NFL history to throw at least one touchdown pass against 31-or-more opponents. Below is a team-by-team breakdown of his touchdowns through the air:





## DAK PRESCOTT NOTES, CONT.

### ★ KEEPING IT 100 ★

Dak Prescott has proven to be a threat with both his legs and his arm during his career. After throwing for 143 yards in the season-opening win at the New York Giants (9/10), Prescott eclipsed 25,000 career passing yards and joined Aaron Rodgers and Patrick Mahomes as the only three players in NFL history with 25,000 passing yards and 1,500 rushing yards in their first 100 career games.

Prescott is one-of-two quarterbacks in NFL history - Josh Allen - with 150 passing touchdowns and 25 rushing touchdowns in his first 100 career games.

Below are several stats from Prescott's career and where Prescott ranks among NFL quarterbacks through 105 career starts:

#### Dak Prescott QB Stats - NFL Rank Through 105 Starts

Stats	Total	Rank
Completions.....	2,371	3rd
Completion Percentage.....	66.8%	5th
Passer Rating.....	98.0	7th
Passing Yards.....	26,954	9th
Passing Touchdowns.....	179	15th
Rush TDs by a QB.....	27	T-14th

### ★ THIRD DOWN DARLING ★

Dak Prescott's ability to make the play that extends the drive on third down should not be overlooked, especially in passing situations. On 69 third down passing attempts in 2023, Prescott leads all NFL quarterbacks in passer rating (118.7) and completion percentage (75.4%) on third down plays this season:

#### Third Down Passer Rating - 2023 NFL QBs min. 20 third down attempts

Player	Att.	Comp	Pct%	TD	Rtng
<b>Dak Prescott, Dal.....</b>	<b>69</b>	<b>52</b>	<b>75.4%</b>	<b>4</b>	<b>118.7</b>
Baker Mayfield, TB.....	78	54	50.5%	5	112.3
Kirk Cousins, Min.....	84	55	45.7%	6	111.5
Russell Wilson, Den.....	50	33	44.3%	4	110.7
C.J. Stroud, Hou.....	90	56	43.2%	6	109.9

Prescott is also second among all starting quarterbacks in 2023 with a 47.1% third down conversion rate, which includes passing attempts, quarterback rushing attempts and sacks:

#### Third Down Conversion Rate - 2023 NFL QBs min. 40 third down chances

Player	Att.	Conv.	1stD Pct
Jalen Hurts, Phi.....	105	53	50.5%
<b>Dak Prescott, Dal.....</b>	<b>87</b>	<b>41</b>	<b>47.1%</b>
Josh Allen, Buf.....	92	42	45.7%
Brock Purdy, SF.....	61	27	44.3%
Patrick Mahomes, KC.....	95	41	43.2%

*Third down chances include passing attempts, quarterback rushing attempts and sacks on third down plays this season.*

### ★ DOWN FIELD DAK ★

Dak Prescott has pushed the ball down the field in recent weeks. In his last three games, Prescott has completed 15 passes of 20-plus yards, fourth in the NFL during Weeks 6-9. Overall in 2023, Prescott is tied for eighth in the league with 30 big play (20+ yards) passes:

#### Big Play Passes - NFL 2023

Player	20+ Comp	Player	20+ Comp
Matthew Stafford.....	36	Jalen Hurts.....	32
Jared Goff.....	35	Brock Purdy.....	31
C.J. Stroud.....	35	<b>Dak Prescott.....</b>	<b>30</b>
Kirk Cousins.....	34	Justin Herbert.....	30
Tua Tagovailoa.....	33		

The only other seasons where Prescott completed 30 passes of 20-or-more yards in the first eight games of a season was in 2021 (33) and 2019 (31).

### ★ QB RATINGS AT 100.0 ★

Dak Prescott established the most games with a 100.0 passer rating by a quarterback in a season in team history with 11 in 2016. Prescott has five games with a 100.0 rating in 2023, and his 55 games with at least a 100.0 rating are second in team history:

#### Career 100.0 QB Rating Games - Cowboys History

Player	Games	Player	Games
Tony Romo.....	67	Roger Staubach.....	37
<b>Dak Prescott.....</b>	<b>55</b>	Danny White.....	33
Troy Aikman.....	44	Craig Morton.....	24

Prescott's 55 games with at least a 100.0 rating from 2016-23 are the second-most 100.0 rating games by a quarterback through eight seasons in NFL history:

#### 100.0 QB Rating Games - First Eight Seasons

Player	Games	Seasons
Russell Wilson.....	65	2012-18
<b>Dak Prescott.....</b>	<b>55</b>	<b>2016-23</b>
Patrick Mahomes.....	51	2018-23
Matt Ryan.....	49	2008-15
Aaron Rodgers.....	48	2007-12

### ★ FOURTH QUARTER WINS ★

Since taking over as the Dallas Cowboys starting quarterback in 2016, Dak Prescott has engineered his share of fourth quarter wins for the club. Included in his 66 regular season wins as a starter are 20 occasions in which he led the team to victory when the club was tied or trailing in the fourth quarter or overtime. Prescott's 20 wins are the second-most by a Dallas signal caller:

#### 4th Quarter/OT Wins - Cowboys

Quarterback	Wins	Quarterback	Wins
Tony Romo.....	24	Roger Staubach.....	13
<b>Dak Prescott.....</b>	<b>20</b>	Danny White.....	11
Troy Aikman.....	15		

Below is a look at each of Prescott's 20 games in which the game was tied or the team trailed in the fourth quarter to pull out the win and his fourth quarter/overtime stats:

Date	Opp	Score	Time		Att	Com	Yds	TD	Int	Final Score
			Left	Right						
9/18/16	@Was	20-23	15:00	7	6	66	0	0	0	27-23
10/30/16	PHI*	13-23	7:48	20	11	135	2	0	0	29-23
11/13/16	@Pit	29-30	0:42	11	10	83	0	0	0	35-30
12/1/16	@Min	7-9	14:11	4	2	26	1	0	0	17-15
12/18/16	TB	17-20	15:00	6	6	41	0	0	0	26-20
9/25/17	@Ari	14-14	14:45	3	3	94	1	0	0	28-17
12/10/17	@NYG	10-10	9:29	6	4	158	2	0	0	30-10
12/17/17	@Oak	17-17	6:30	6	5	82	0	0	0	20-17
12/31/17	@Phi	0-0	12:19	9	6	75	1	0	0	6-0
9/30/18	DET	23-24	2:17	11	7	99	0	0	0	26-24
11/11/18	@Phi	20-20	7:27	8	7	88	1	0	0	27-20
11/18/18	@Atl	19-19	1:52	6	4	45	0	0	0	22-19
12/9/18	PHI*	23-23	1:39	12	11	94	1	0	0	29-23
12/30/18	@NYG	28-32	3:21	10	5	78	1	0	0	36-35
9/20/20	Atl	24-36	15:00	21	13	182	1	0	0	40-39
9/19/21	@LAC	17-17	3:54	8	7	47	0	0	0	20-17
10/17/21	@NE*	29-29	7:53	5	5	71	1	0	0	35-29
12/11/22	Hou	20-23	3:20	7	6	79	0	0	0	27-23
12/24/22	Phi	27-34	9:59	10	7	127	1	0	0	40-34
10/16/23	@LAC	10-10	15:00	6	9	111	1	0	0	20-17

*\*italics indicate overtime and are reflected in the stats totals*

Amongst all NFL quarterbacks, Prescott is tied for the fifth-most game-winning drives from 2016-23:

#### Game-Winning Drives - NFL (2016-23)

Player	Drives	Player	Drives
Derek Carr.....	29	<b>Dak Prescott.....</b>	<b>20</b>
Kirk Cousins.....	24	Ryan Tannehill.....	20
Matthew Stafford.....	23	Ben Roethlisberger.....	20
Russell Wilson.....	23	Tom Brady.....	19

*\*Game Winning Drive = Fourth quarter drive that puts team ahead for the final time*

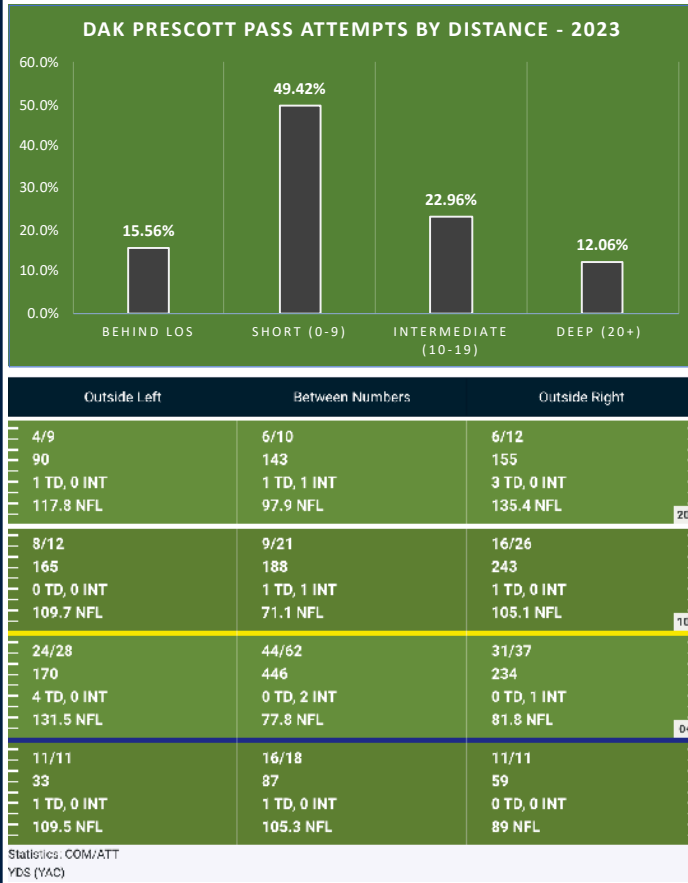
*\*4th Quarter Comeback = Offense overcomes a deficit to win the game*

Additionally, Prescott is 23-of-28 on pass attempts in overtime in his career, which at 82.1% is the second-highest completion percentage in overtime of any quarterback in Cowboys history, trailing only Troy Aikman (84.8%).

## DAK PRESCOTT NOTES, CONT.

### ★ PASSING DEPTH CHART ★

Below is a chart that details Dak Prescott's attempts by distance for the 2023 season, per *Pro Football Focus*:



### ★ FOUR STAR RATING ★

Dak Prescott reached 1,500 pass attempts in the first week of 2019, qualifying him for the all-time NFL passing record books. Prescott ranks eighth in NFL annals in QB Rating, edging out Tony Romo (97.1) as the highest-rated passer in Cowboys history:

#### All-Time NFL Quarterback Rating

Player	Att	Cmp	Pct	Yds	TD	Int	Ratio	Rate
Patrick Mahomes	3,327	2,214	66.5	26,683	209	57	3.67	104.8
Aaron Rodgers	7,661	5,001	65.3	59,005	475	105	4.52	103.6
Deshawn Watson	2,055	1,370	66.7	16,543	117	44	2.66	101.2
Russell Wilson	5,451	3,525	64.7	42,196	324	102	3.18	100.2
Joe Burrow	1,838	1,250	68.0	13,635	94	35	2.69	98.8
Drew Brees	10,551	7,142	67.7	80,358	571	243	2.35	98.7
Kirk Cousins	5,177	3,465	66.9	39,471	270	110	2.45	98.2
<b>Dak Prescott</b>	<b>3,548</b>	<b>2,371</b>	<b>66.8</b>	<b>26,954</b>	<b>179</b>	<b>70</b>	<b>2.56</b>	<b>98.0</b>
Jimmy Garoppolo	1,894	1,277	67.4	15,494	94	51	1.84	97.7
Lamar Jackson	1,908	1,236	64.8	14,163	110	41	2.68	97.3

### ★ TOUCHDOWNS GALORE ★

Dak Prescott is coming off his third multi-passing touchdown game of the season. His 55 total games with two-or-more touchdown passes rank second in team history behind Tony Romo (79). Prescott has also recorded three-or-more touchdown passes in 32 career games, also second in franchise history:

#### Three Passing Touchdown Games - Dallas Cowboys

Player	Games	Player	Games
Tony Romo	40	Roger Staubach	17
<b>Dak Prescott</b>	<b>32</b>	Don Meredith	14
Danny White	20	Troy Aikman	10

Prescott recently passed for four touchdowns against the LA Rams (10/29), his eighth career game with four scores through the air, tied with Danny White for second in Cowboys history:

#### Four Passing Touchdown Games - Dallas Cowboys

Player	Games	Player	Games
Tony Romo	10	Don Meredith	6
<b>Dak Prescott</b>	<b>8</b>	Troy Aikman	3
Danny White	8	Craig Morton	2

Along with four touchdowns, Prescott also threw for 300 yards against the Rams, his sixth career game with 300 passing yards and four touchdowns, tied with Tony Romo for the most such games in team history:

#### 300-Yard, Four Passing Touchdown Games - Dallas Cowboys

Player	Games	Player	Games
<b>Dak Prescott</b>	<b>6</b>	Danny White	4
Tony Romo	6	Don Meredith	2

### ★ GUN OR CENTER? ★

With Mike McCarthy assuming play calling duties in 2023, Dak Prescott has lined up in the shotgun on 78.8% of his dropbacks. Below are his career stats when lining up under center and in shotgun:

#### Dak Prescott Gun vs. Under Center - 2023

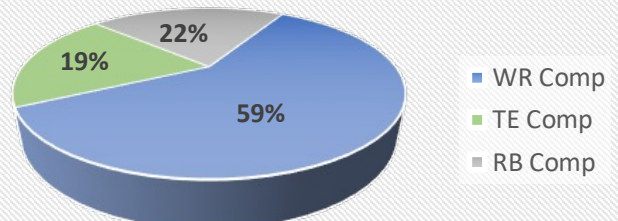
Shotgun	Under Center
Attempts: 212	Attempts: 53
Completions: 150	Completions: 36
Completion Pct: 70.8%	Completion Pct: 67.9%
Passing Yards: 1,808	Passing Yards: 314
TD: 12	TD: 1
INT: 4	INT: 1
Passer Rating: 105.4	Passer Rating: 81.8

### ★ PRESCOTT TARGETS ★

In 2023 Dak Prescott has completed 186-of-265 passes for 2,011 yards, 13 touchdowns and five interceptions. Below is a breakdown of Prescott's targets by position and player in 2023:

Position Breakdown									
Comp.			Yds	TD	Comp.			Yds	TD
WR.....	110		1,394	8	RB.....	40		272	1
TE.....	36		345	4					
Player Breakdown by Completions									
Player		Com	Yds	TD	Player		Com	Yds	TD
C. Lamb.....		57	824	3	K. Turpin .....		7	69	2
J. Ferguson....		32	328	3	R. Dowdle .....		6	52	1
T. Pollard.....		29	190	0	D. Vaughn .....		4	18	0
M. Gallup.....		21	236	0	L. Schoonmaker		3	14	1
B. Cooks.....		17	165	2	H. Luepke .....		1	12	0
J. Tolbert.....		8	100	1	P. Hendershot..		1	3	0

#### Dak Prescott 2023 Completions by Position



Prescott was awarded the Walter Payton Man of the Year Award for the 2022 season. Prescott was the fourth player in franchise history to win the award, joining Roger Staubach (1978), Troy Aikman (1997) and Jason Witten (2012). As the winner, Prescott received a \$250,000 donation to his Faith Fight Finish (FFF) Foundation, and he will wear a patch depicting the trophy on his uniform for the rest of his playing career.

## CEEDEE LAMB NOTES



### Career Statistics

**317**

#### Receptions

*\*most by Cowboys player through 57 games*

**4,220**

#### Receiving Yards

*\*second-most by Cowboys player through 57 games*

**6**

#### Games with 10-Plus Catches

*\*most in a Cowboys player's first four seasons*



### ★ NO SILENCING THIS LAMB ★

CeeDee Lamb started his Cowboys career loudly, passing Bob Hayes (46) and establishing a franchise record for the most receptions by a Cowboys rookie (74). He finished with the third-most receptions in a season in team history in 2022 (107), and Lamb is off to a blazing start this season. Lamb's 57 receptions in 2023 are the third-most catches by a Cowboy in the first eight games of a season:

#### Most Receptions in First Eight Games of a Season Cowboys History

Player	Season	Rec
Michael Irvin	1995	58
Jason Witten	2012	58
<b>CeeDee Lamb</b>	<b>2023</b>	<b>57</b>
Amari Cooper	2020	54

### ★ CEEDEE'S BIG PLAYS ★

CeeDee Lamb is no stranger when it comes to big plays. After tying for third in the NFL with 24 big play receptions in 2022, Lamb has reeled in 19 receptions of 20-plus yards in 2023, which leads the NFL:

#### 20-Plus Yard Reception Leaders - NFL 2023

Player	Rec	Player	Rec
<b>CeeDee Lamb, Dal</b>	<b>19</b>	Josh Reynolds, Det	14
A.J. Brown, Phi	18	Justin Jefferson, Min	14
Tyreek Hill, Mia	16	Nico Collins, Hou	14
Puka Nacua, LAR	16		

Nineteen of Lamb's 57 receptions have been for 20-or-more yards. Out of receivers with at least 30 receptions in 2023, Lamb's big play reception percentage of 33.3% is fifth among NFL wide receivers.

Lamb has reeled in nine receptions of 20-plus yards in the last two games, tops in the NFL. Amari Cooper and Noah Brown are tied for second in that span with five big play receptions.

### ★ FEEDING LAMB ★

In addition to putting up big numbers in 2023, Lamb has helped out others around him on the Cowboys offense, including Dak Prescott. When targeting Lamb, Prescott has a 128.4 passer rating, fifth-highest passer rating when being targeted in the NFL this season:

#### NFL WR/TE Passer Rating When Targeted - 2023 min. 45 targets

Player	Targets	Rec.	Yds	TD	Rting
Mark Andrews, Bal	55	41	477	6	136.7
Nico Collins, Hou	54	37	643	4	133.5
D.J. Moore, Chi	61	47	738	5	130.4
Tyreek Hill, Mia	94	69	1,075	8	130.4
<b>CeeDee Lamb, Dal</b>	<b>72</b>	<b>57</b>	<b>827</b>	<b>3</b>	<b>128.4</b>

### ★ ON THE LAMB ★

CeeDee Lamb quickly rose to the No. 1 receiver spot for the Dallas Cowboys. Lamb recorded five 100-yard receiving games in 2022 and has four 100-yard performances in 2023, giving him 14 for his career:

#### CeeDee Lamb Career 100-Yard Rec Games

Opp, Date	Rec Yds	Opp, Date	Rec Yds
<b>at Phi, 11/5/23</b>	<b>191</b>	vs. Phi, 12/24/22	120
<b>vs. LAR, 10/29/23</b>	<b>158</b>	<b>at LAC, 10/16/23</b>	<b>117</b>
at GB, 11/13/22	150	at Min, 10/31/21	112
at NE, 10/17/21	149	vs. Atl, 9/20/20	106
<b>vs. NYJ, 9/17/23</b>	<b>143</b>	vs. NYG, 11/24/22	106
at Jax, 12/18/22	126	at TB, 9/9/21	104
vs. NYG, 10/11/20	124	at Ten, 12/29/22	100

Lamb's 14 career 100-yard receiving games are the second-most 100-yard games by a Cowboys player in his first four seasons:

#### Most 100-Yard Receiving Games Through First Four Seasons Cowboys History

Player	100-Yd Gms	Player	100-Yd Gms
Bob Hayes	15	Dez Bryant	9
<b>CeeDee Lamb</b>	<b>14</b>	Drew Pearson	9
Michael Irvin	13	Miles Austin	8

### ★ THIRD DOWN PLAYMAKER ★

Dallas is not shy about targeting its No. 1 wideout in crucial third down situations. Dak Prescott has targeted CeeDee Lamb 19 times on third down, and Lamb has come up with a first down reception on 16 of those 19 targets, an 84.2% third down reception percentage that ranks fourth in the NFL:

#### Reception Percentage on 3rd Down - NFL 2023 min. 15 targets

Player, Team	3rd Dwn Tgt	Rec	1stDwn%
Michael Pittman, Ind	18	16	88.9%
A.J. Brown, Phi	22	19	86.4%
T.J. Hockenson, Min	22	19	86.4%
<b>CeeDee Lamb, Dal</b>	<b>19</b>	<b>16</b>	<b>84.2%</b>
Adam Thielen, Car	24	20	83.3%

**150**

CeeDee Lamb tallied 158 receiving yards against the LA Rams (10/29) and a career-best 191 yards at Philadelphia (11/5). Lamb is the second player in franchise history with 150 receiving yards in back-to-back games, joining Miles Austin in 2009.



## CEEDEE LAMB NOTES, CONT.

### ★ CEEDEE'S BREAKDOWN ★

Below is a chart detailing CeeDee Lamb's receptions in 2023, *Pro Football Focus*:

Outside Left	Between Numbers	Outside Right
4/5 (0) <span style="color: blue;">■</span> 97.8 90 (4) 1 TD, 0 INT 158.3 NFL	3/3 (0) <span style="color: blue;">■</span> 93.9 72 (7) 0 TD, 0 INT 118.8 NFL	0/0 (0) <span style="color: blue;">■</span> 94.4 0 (0) 0 TD, 0 INT
3/4 (0) <span style="color: blue;">■</span> 92.8 84 (42) 0 TD, 0 INT 116.7 NFL	6/9 (1) <span style="color: blue;">■</span> 92.9 140 (68) 1 TD, 0 INT 146.8 NFL	7/11 (0) <span style="color: blue;">■</span> 94.5 108 (6) 0 TD, 0 INT 96 NFL
4/4 (0) <span style="color: blue;">■</span> 90.3 48 (31) 0 TD, 0 INT 116.7 NFL	12/14 (0) <span style="color: blue;">■</span> 94.1 144 (69) 0 TD, 0 INT 109.5 NFL	7/9 (0) <span style="color: green;">■</span> 77.3 41 (19) 0 TD, 0 INT 85.6 NFL
3/3 (0) <span style="color: green;">■</span> 73.6 10 (17) 0 TD, 0 INT 80.6 NFL	3/3 (0) <span style="color: yellow;">■</span> 62.2 8 (19) 0 TD, 0 INT 79.2 NFL	2/2 (0) <span style="color: yellow;">■</span> 61.3 5 (8) 0 TD, 0 INT 79.2 NFL

Statistics: REC/TGT (Drops)  
YDS (YAC)

### ★ SLOT MACHINE ★

CeeDee Lamb proved to be elusive when lining up as a slot receiver in 2022. Lamb's 867 yards out of the slot were first in the NFL in 2022. Lamb once again sits atop the NFL with 404 receiving yards out of the slot:

#### NFL Reception Leaders When Lining Up in The Slot - 2023

Player	Targets	Rec.	Rec. Yds
<b>CeeDee Lamb, Dal.....</b>	<b>39</b>	<b>29</b>	<b>404</b>
Adam Thielen, Car .....	53	43	400
Christian Kirk, Jax .....	42	33	393
Josh Downs, Ind.....	44	31	354
Keenan Allen, LAC .....	45	32	353

### ★ SLOT VS. WIDE OUT ★

CeeDee Lamb has been a versatile weapon in his first three seasons, splitting time at both slot receiver and on the outside.

Below are Lamb's stats in 2023 when lining up in the slot position compared to lining up on the outside:

#### CeeDee Lamb - 2023

Slot	Outside
Routes: 185	Routes: 96
Targets: 39	Targets: 33
Receptions: 29	Receptions: 28
Receiving Yards: 404	Receiving Yards: 420
TD: 1	TD: 2

### ★ RECEPTION PERCENTAGE ★

In addition to putting up monstrous numbers when it comes to yards and receptions, CeeDee Lamb has shown his efficiency as a receiver early in 2023.

Lamb has caught 57 of the 72 passes thrown his way, an 79.2% reception percentage that ranks second in the NFL:

#### WR Reception Percentage - 2023 (min. 45 targets)

Player, Team	Tgts	Rec.	Rec%
Adam Thielen, Car .....	76	62	81.6%
<b>CeeDee Lamb, Dal.....</b>	<b>72</b>	<b>57</b>	<b>79.2%</b>
D.J. Moore, Chi .....	61	47	77.0%
Amon-Ra St. Brown, Det....	74	57	77.0%
Tyler Boyd, Cin.....	47	36	76.6%

### ★ 10-PIECE ★

CeeDee Lamb reeled in 11 receptions at Philadelphia (11/5), giving him six career games with double-digit catches. He is the first player in Cowboys history with six games of 10-plus catches in his first four seasons. Below are Lamb's six career games with 10-plus receptions:

#### CeeDee Lamb Games with 10-Plus Receptions

Opp/Date	Rec.	Yds
<b>@Phi, 11/5/23.....</b>	<b>11</b>	<b>191</b>
<b>LAR, 10/29/23.....</b>	<b>12</b>	<b>158</b>
<b>NYJ, 9/17/23.....</b>	<b>11</b>	<b>143</b>
@GB, 11/13/22.....	11	150
@Ten, 12/29/22.....	11	100
Phi, 12/24/22.....	10	120

Lamb is one-of-three NFL players in 2023 with double-digit receptions in three games, joining Adam Thielen and Ja'Marr Chase. Lamb's six career games with 10-or-more receptions are tied with Tyreek Hill for the second-most 10-catch games in the NFL since 2022:

#### Most Games with 10 Receptions - NFL 2022-23

Player	Games	Player	Games
Justin Jefferson, Min .....	7	Stefon Diggs, Buf.....	5
Tyreek Hill, Mia.....	6	Ja'Marr Chase, Cin.....	5
<b>CeeDee Lamb, Dal.....</b>	<b>6</b>		

Lamb and Justin Jefferson (seven games) are the only two NFL receivers with at least six games of 10-plus receptions and 100 receiving yards since the start of 2022. Lamb's six games with at least 10 receptions are tied with Amari Cooper for third in franchise history:

#### Most Games with 10 Receptions - Cowboys History

Player	Games	Player	Games
Jason Witten .....	11	Amari Cooper .....	6
Michael Irvin.....	7	Miles Austin .....	5
<b>CeeDee Lamb .....</b>	<b>6</b>	Dez Bryant .....	4

Since 2022, Lamb has recorded at least 10 receptions, 100 receiving yards and two touchdowns in three career games, the most such games in franchise history. Since the start of 2022, Lamb is also the only receiver in the NFL with 10 receptions, 100 receiving yards and two touchdowns in three contests:

#### Most Games with 10 Rec, 100 Yds and 2 TDs - NFL 2022-23

Player	Games	Player	Games
<b>CeeDee Lamb .....</b>	<b>3</b>	Davante Adams, LV....	2
Tyreek Hill, Mia .....	2		

### ★ YOUNG LAMB ★

CeeDee Lamb established himself as a top-tier wide receiver in 2022. He was the third Cowboys player with 100 receptions in a season and by far the youngest player in franchise history (23 years old) to surpass 100 receptions in a season:

Lamb has continued to etch himself in the Cowboys record books, despite playing just his fourth NFL season while donning the iconic No. 88 Cowboys jersey.

Most recently against the LA Rams (10/29), Lamb became the fastest player in franchise history to surpass 300 career receptions:

#### Fastest to 300 Career Receptions - Cowboys History

Player	Games	Rec
<b>CeeDee Lamb .....</b>	<b>56</b>	<b>306</b>
Dez Bryant .....	61	307
Michael Irvin.....	72	301
Jason Witten .....	73	307

Lamb also became the second-fastest Cowboys player to reach 4,000 career receiving yards, trailing only Bob Hayes:

#### Fastest to 4,000 Career Rec. Yards - Cowboys History

Player	Games	Rec Yds
Bob Hayes .....	52	4,038
<b>CeeDee Lamb .....</b>	<b>56</b>	<b>4,029</b>
Dez Bryant .....	58	4,005
Michael Irvin.....	59	4,025

## TONY POLLARD NOTES



### 2023 Stats (NFL RB Rank)

**18.6** Touches-Per-Game (7th)

**29** Receptions (T-5th)

**120** Carries (12th)

**83.0** Scrimmage YPG (9th)

### ★ CAN'T TOUCH THIS ★

Tony Pollard led the Cowboys with 1,007 rushing yards on 193 carries (5.2 avg.) while adding 39 receptions for 371 yards in 2022. Pollard's 5.9 yards-per-touch led all NFL running backs in 2022 - min. 150 touches.

In 2023, Head Coach Mike McCarthy has relied on Pollard to be the Cowboys workhorse out of the backfield. Pollard is averaging 18.6 touches-per-game, seventh among NFL running backs:

#### Offensive Touches-Per-Game - 2023

Player	Touch/Gm	Player	Touch/Gm
Saquon Barkley, NYG.....	24.7	Derrick Henry, Ten.....	19.4
Travis Etienne Jr, Jax.....	22.3	Joe Mixon, Cin.....	18.8
Christian McCaffrey, SF.....	21.1	<b>Tony Pollard, Dal.....</b>	<b>18.6</b>
Josh Jacobs, LV.....	20.8	D'Andre Swift, Phi.....	18.3

Pollard is ninth among NFL running backs with 85.9 scrimmage yards-per-game. Pollard has totaled 100 scrimmage yards in three games in 2023 (NYJ, 9/17; at Ari, 9/24; at LAC, 10/16), giving him 15 career games with 100-plus scrimmage yards.

### ★ BIG PLAY WAITING TO HAPPEN ★

Tony Pollard is no stranger to explosive plays, even before he became the Cowboys No. 1 back in 2023. Since 2020 Pollard has tallied five touchdown runs of 40-plus yards, tied for the most in the NFL in that span:

#### Most 40-Plus Yard Rushing TDs - 2020-23

Player	40-Yd TD	Player	40-Yd TD
<b>Tony Pollard, Dal.....</b>	<b>5</b>	Derrick Henry, Ten.....	5
Jonathan Taylor, Ind.....	5	Nick Chubb, Cle.....	4

Since the start of 2022, Pollard has 12 rushes of 20-plus yards, tied for fourth in the NFL during that span:

#### Most 20-Yard Rushes - NFL 2022-23

Player	20-Yd Rsh	Player	20-Yd Rsh
Kenneth Walker, Sea.....	15	Raheem Mostert, Mia....	12
Nick Chubb, Cle.....	14	Christian McCaffrey, SF....	12
Derrick Henry, Ten.....	13	Travis Etienne Jr., Jax....	12
<b>Tony Pollard, Dal.....</b>	<b>12</b>	Saquon Barkley, NYG....	12

### ★ KEEP IT <sup>100</sup> PART 2 ★

Tony Pollard recorded his first 100-yard rushing game of the season at Arizona (9/24). Pollard has seven career games with 100-plus rushing yards, 10th all-time among Cowboys running backs:

#### Tony Pollard Career 100-Yard Rushing Games

Opp, Date	Att.	Rush Yds
vs. LAR, 12/15/19.....	12	131
vs. Chi, 10/30/22.....	14	131
<b>at Ari, 9/24/23.....</b>	<b>23</b>	<b>122</b>
at GB, 11/13/22.....	22	115
at LAC, 9/19/21.....	13	109
at NYG, 9/26/22.....	13	105
vs. Mia, 9/22/19.....	13	103

### ★ LOWERING THE SHOULDER ★

While being known for his quick and elusive running style, Tony Pollard has been efficient for Dallas in short yardage situations. On third/fourth down and one, Pollard has converted for a first down on five out of eight rushing attempts (62.5%). Pollard's 62.5% first down conversion rate on third/fourth down and one tied for seventh among running backs:

#### 3rd/4th and 1 Rushing Conversion Pct. - 2023 NFL RBs min. seven attempts

Player	Att.	Conv.	Pct%
Christian McCaffrey, SF.....	8	7	87.5%
Kyren Williams, LAR.....	8	7	87.5%
Chuba Hubbard, Car.....	9	7	77.8%
Zack Moss, Ind.....	11	8	72.7%
Rhamondre Stevenson, NE....	7	5	71.4%
Gus Edwards, Bal.....	7	5	71.4%
<b>Tony Pollard, Dal.....</b>	<b>8</b>	<b>5</b>	<b>62.5%</b>
Rachaad White, TB.....	8	5	62.5%

### ★ JUST KEEP RUNNING ★

In 2023, Dallas is 15th in rushing with 111.6 rushing yards-per-game. Below are the Cowboys carries by direction in 2023, where they rank in the NFL and the NFL average:

#### Dallas Cowboys Rushing By Location in 2023 (NFL Rank)

Direction	Rushes	NFL Avg.
<b>Left.....</b>	<b>65 (26th)</b>	<b>82</b>
<b>Middle.....</b>	<b>90 (t-5th)</b>	<b>66</b>
<b>Right.....</b>	<b>73 (t-14th)</b>	<b>77</b>

### ★ COMPLETE BACK ★

Tony Pollard is asked to play a pivotal role in pass protection, picking up blitzers and helping combat opposing rushers. Pollard has improved each season as his workload as a pass protector increases. In 2023 Pollard's 55 pass block attempts are tied for second among NFL running backs, and his 99.0% pass block efficiency is the highest of his career, per *Pro Football Focus*:

Year	Pass Blk Snps	Eff%	Year	Pass Blk Snps	Eff%
<b>2023.....</b>	<b>55 (T-2nd)</b>	<b>99.0%</b>	2020.....	39 (t-40th)	94.7%
2022.....	62 (22nd)	94.2%	2019.....	9 (t-99th)	87.5%
2021.....	39 (47th)	87.5%			

## OFFENSIVE NOTES

### ★ THIRD DOWN SUCCESS ★

Dallas has been exceptional on third down to start the 2023 season. The Cowboys are third in the NFL with a 46.9% third down conversion rate:

#### Third Down Conversion Percentage - NFL 2023

Team	3DAtt	3DConv.	3DPct
Philadelphia .....	126	63	50.0%
Buffalo .....	112	56	50.0%
<b>Dallas .....</b>	<b>113</b>	<b>53</b>	<b>46.9%</b>
San Francisco .....	84	39	46.4%
Kansas City .....	112	51	45.5%
Baltimore .....	119	54	45.4%

Below is a breakdown of the Cowboys third down conversions by distance in 2023:

3rd & Short (<4 Yds)	3rd & Med (4-6 Yds)	3rd & Long (>6 Yds)	3rd & 10+
18-29 (62.1%)	16-28 (57.1%)	13-41 (31.7%)	3-19 (15.8%)
Rank: 14th	Rank: 6th	Rank: 6th	Rank: 17th

### ★ AIR IT OUT ★

The Dallas Cowboys started off the 2023 season with an emphasis on getting rid of the ball quickly to their playmakers in space. According to TruMedia, the Dallas Cowboys averaged 6.6 air yards-per-attempt in Weeks 1-5, fourth-fewest in the NFL during that span.

In their last three games, Dallas is averaging 9.1 air yards-per-attempt, fourth-most in the NFL during that span. Below are Dallas' passing stats and its NFL ranks split between Weeks 1-5 and Weeks 6-9:

#### Cowboys Passing Attack - 2023

Weeks 1-5 (Rank)		Weeks 6-9 (Rank)
<b>203.0 (20)</b>	Passing Yds/Game	<b>288.0 (2)</b>
<b>6.6 (23)</b>	Yds/Attempt	<b>8.8 (1)</b>
<b>6.6 (29)</b>	Air Yds/Attempt	<b>9.1 (4)</b>
<b>15 (14)</b>	Big Plays (20+)	<b>15 (4)</b>
<b>567 (10)</b>	YAC	<b>387 (18)</b>
<b>87.7 (18)</b>	Passer Rating	<b>119.1 (1)</b>

### ★ OFFENSIVE ADJUSTMENTS ★

Coming out of halftime, the Cowboys have scored on six-of-eight offensive possessions in 2023, a 75.0% scoring efficiency on the first drive of the second half that is first in the NFL:

#### Scoring Efficiency on First Possession of Second Half - 2023

Team	Poss	TDs	FGs	Scores	Score%
<b>Dallas .....</b>	<b>8</b>	<b>1</b>	<b>5</b>	<b>6</b>	<b>75.0%</b>
Buffalo .....	9	4	2	6	66.7%
Green Bay .....	8	4	1	5	62.5%
Pittsburgh .....	8	1	4	5	62.5%
LA Rams .....	9	3	2	5	55.6%
New England .....	9	1	4	5	55.6%
Philadelphia .....	9	3	2	5	55.6%

### ★ SUSTAINING SUCCESS ★

Due to a high third down conversion rate, the Cowboys have sustained long drives in 2023. After finishing with the 17th-most 10-play drives (31) in 2022, Dallas is tied with Philadelphia for the league lead with 24 10-play drives in 2023 and cashed in for points on all but five of those 10-play drives:

#### Most 10-Play Drives - NFL 2023

Team	10-Play Dr	TDs	FGs	Tot Scores	Efficy
<b>Dallas .....</b>	<b>24</b>	<b>7</b>	<b>12</b>	<b>19</b>	<b>79.2%</b>
Philadelphia .....	24	10	11	21	87.5%
N.Y. Giants .....	21	4	5	9	42.9%
Kansas City .....	20	7	8	15	75.0%

The Cowboys have scored on 37 possessions in 2023. On scoring drives, Dallas is averaging 9.27 plays-per-drive, the fourth-most plays-per-scoring drive in the NFL this season:

#### Plays-Per-Scoring Drive - NFL 2023

Team	Avg. Plys	Team	Avg. Plys
Carolina .....	9.73	<b>Dallas .....</b>	<b>9.27</b>
LA Rams .....	9.41	Philadelphia .....	9.07
Las Vegas .....	9.31	Minnesota .....	9.03

### ★ TAKE CARE (FT. COWBOYS) ★

One portion of Dallas' complementary football formula is its ability to take care of the ball on offense. The Cowboys are tied for the fifth-fewest turnovers in the NFL with eight giveaways in 2023.

Dallas' eight giveaways in 2023 are tied for the fourth-fewest turnovers through seven games in any season in franchise history:

#### Fewest Turnovers Through Seven Games - Cowboys History

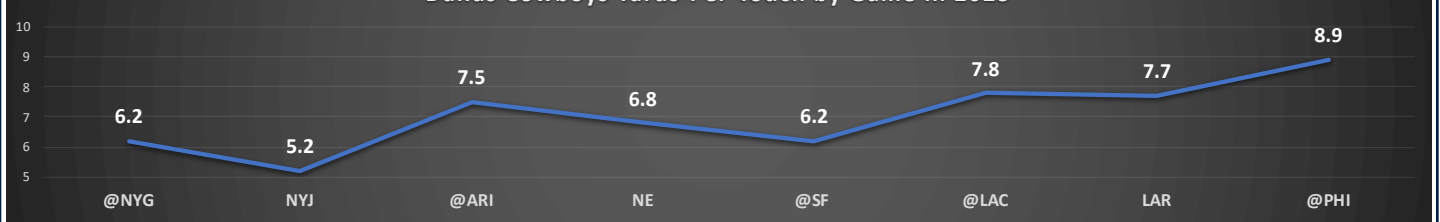
Season	TO	Season	TO
2016 .....	6	<b>2023 .....</b>	<b>8</b>
2022 .....	7	2017 .....	8
1997 .....	7		

### ★ HITTING OUR STRIDE ★

To this point in 2023, the Dallas Cowboys are averaging 7.0 yards-per-touch, 21st in the NFL. However, Dallas' offense has ramped up significantly in the last three games. Through the first five games of 2023, Dallas was averaging 6.3 yards-per-touch. In the last three games, the Cowboys are averaging 8.2 yards-per-touch, second in the NFL during Weeks 6-9.

Below is a chart detailing Dallas' yards-per-touch for each game in 2023:

Dallas Cowboys Yards-Per-Touch by Game in 2023





## OFFENSIVE NOTES, CONT.

### ★ 40-BURGER ★

Dallas is no stranger when it came to lighting up the scoreboard in 2023, as it ranks second in points-per-game (28.1). The Cowboys scored at least 40 points in four games in 2022 - most in the NFL - and have two games with 40-plus points in 2023. In the last two years, Dallas has six different 40-point games:

#### Dallas Cowboys 40-Point Games - 2022-23

Opp, Date	Score
vs. Chi, 10/30/22.....	49-29
at Min, 11/20/22.....	40-3
vs. Ind, 12/4/22.....	54-19
vs. Phi, 12/24/22.....	40-34
at NYG, 9/10/23.....	40-0
vs. LAR, 10/29/23.....	43-20

Dallas and Miami are the only two teams in 2023 with multiple 40-point games. Since Head Coach Mike McCarthy arrived in 2020, the Cowboys have the most 40-point outings (13 games) among NFL teams.

#### Most 40-Point Games - NFL 2020-23

Team	40+ Gms	Player	40+ Gms
Dallas.....	13	Tampa Bay.....	7
Kansas City.....	8	Green Bay.....	6
Buffalo.....	8		

### ★ FAST AND FURIOUS STARTS ★

Dallas is at its best when starting off fast, as the Cowboys have are 4-1 in 2023 when leading at halftime and 0-2 when trailing at the break. Dating back to 2022, Dallas is 13-2 (.867) when leading at halftime and 4-5 when trailing at the break.

The Cowboys are also averaging 18.6 points in the first half in 2023, the highest first half scoring average in the NFL this season:

#### First Half Scoring Average - NFL 2023

Team	Pts/1H	Team	Pts/1H
Dallas.....	18.6	LA Chargers.....	16.8
Kansas City.....	17.2	San Francisco.....	15.4
Miami.....	16.8	Baltimore.....	15.0

### ★ TIME OF POSSESSION ★

Part of Mike McCarthy's complementary football formula is dominating the time of possession. The Cowboys held the ball for 42:15 against the N.Y. Jets (9/17), the second-highest mark for a non-overtime, regular season game in franchise history. The only higher time of possession for a Cowboys non-overtime game was in 1983 against Philadelphia (10/16, 43:43).

In 2023, Dallas is averaging 32:03 in time of possession, good for fourth in the NFL this season:

#### Time of Possession Leaders - NFL 2023

Team	TOP	Team	TOP
Cleveland.....	34:12	Dallas.....	32:03
Detroit.....	33:36	Baltimore.....	31:56
Philadelphia.....	33:26	New Orleans.....	31:37

### ★ AHEAD OF THE CHAINS ★

The Dallas Cowboys have avoided negative plays at a high rate in 2023. According to TruMedia, the Cowboys have recorded 166 plays this season where they had zero or negative yards (including incompletions), fifth-lowest in the NFL.

Dallas has recorded zero or negative yards on 31.6% of its snaps this season, good for eighth in the league per TruMedia:

#### Zero or Negative Yard Play Percentage - NFL 2023

Team	Snaps	Neg0Plays	Neg0Ply%
Buffalo.....	565	152	26.9%
Philadelphia.....	617	167	27.1%
Baltimore.....	582	162	27.8%
San Francisco.....	482	136	28.2%
Detroit.....	553	171	30.9%
Chicago.....	567	178	31.4%
LA Chargers.....	511	161	31.5%
Dallas.....	525	166	31.6%

### ★ OFFENSIVE LINE SHUFFLE ★

The chart below shows the average age and experience of the Cowboys expected offensive line going into Week 1 versus the starting combination in each week of the season:

#### Expected Offensive Line Entering 2023 Season

	LT	LG	C	RG	RT
	Tyron Smith	Tyler Smith	T. Biadasz	Z. Martin	T. Steele
Age	32	22	25	32	26
Exp.	13	2	4	10	4

Avg. Age - 27.4 years

Avg. Exp. - 6.6 years

#### Offensive Line in Week 1 at N.Y. Giants

	LT	LG	C	RG	RT
	Tyron Smith	C. Edoga	T. Biadasz	Z. Martin	T. Steele
Age	32	26	25	32	26
Exp.	13	5	4	10	4

Avg. Age - 28.2 years

Avg. Exp. - 7.2 years

#### Offensive Line in Week 2 vs. N.Y. Jets

	LT	LG	C	RG	RT
	Tyron Smith	C. Edoga	T. Biadasz	Z. Martin	T. Steele
Age	32	26	25	32	26
Exp.	13	5	4	10	4

Avg. Age - 28.2 years

Avg. Exp. - 7.2 years

#### Offensive Line in Week 3 at Arizona

	LT	LG	C	RG	RT
	C. Edoga	Tyler Smith	B. Hoffman	T.J. Bass	T. Steele
Age	26	22	24	24	26
Exp.	5	2	1	R	4

Avg. Age - 24.4 years

Avg. Exp. - 2.6 years

#### Offensive Line in Week 4 vs. New England

	LT	LG	C	RG	RT
	C. Edoga	Tyler Smith	T. Biadasz	Z. Martin	T. Steele
Age	26	22	25	32	26
Exp.	5	2	4	10	4

Avg. Age - 26.2 years

Avg. Exp. - 5.0 years

#### Offensive Line in Week 5 at San Francisco

	LT	LG	C	RG	RT
	Tyron Smith	Tyler Smith	T. Biadasz	Z. Martin	T. Steele
Age	32	22	25	32	26
Exp.	13	2	4	10	4

Avg. Age - 27.4 years

Avg. Exp. - 6.6 years

#### Offensive Line in Week 6 at LA Chargers

	LT	LG	C	RG	RT
	Tyron Smith	Tyler Smith	T. Biadasz	Z. Martin	T. Steele
Age	32	22	25	32	26
Exp.	13	2	4	10	4

Avg. Age - 27.4 years

Avg. Exp. - 6.6 years

#### Offensive Line in Week 8 vs. LA Rams

	LT	LG	C	RG	RT
	C. Edoga	Tyler Smith	T. Biadasz	Z. Martin	T. Steele
Age	26	22	25	32	26
Exp.	5	2	4	10	4

Avg. Age - 26.2 years

Avg. Exp. - 5.0 years

#### Offensive Line in Week 9 at Philadelphia

	LT	LG	C	RG	RT
	Tyron Smith	Tyler Smith	T. Biadasz	Z. Martin	T. Steele
Age	32	22	25	32	26
Exp.	13	2	4	10	4

Avg. Age - 27.4 years

Avg. Exp. - 6.6 years

## SECONDARY NOTES



### 2023 PASS DEFENSE STATS

9

Interceptions  
(T-5th)

81.5

Passer Rating Against  
(7th)

179.1

Net Passing Yards/Game  
(6th)

### ★ NOT SO BLAND ★

The Dallas Cowboys selected cornerback DaRon Bland in the fifth round (167th overall) of the 2022 NFL Draft. As a rookie, Bland filled in as a starter at both nickel corner and outside corner due to injuries. Bland stepped up for the Dallas secondary, tying for second among NFL rookies with five interceptions, and his five picks were the most by a Cowboys rookie since 2002 (Roy Williams and Derek Ross).

Bland is up to the task once again in 2023, as he was thrust into the starting outside cornerback role when All-Pro corner Trevon Diggs was lost to a season-ending knee injury.

Bland is tied for second in the NFL with four interceptions in 2023. He also has more interceptions (nine) than any other player since entering the league in 2022:

#### Interceptions - NFL 2022-23

Player	INT	Player	INT
<b>DaRon Bland, Dal</b> .....	9	Riq Woolen, Sea	7
Justin Simmons, Den	8	Others tied	6
Jessie Bates III, Cin/Atl	7		

### ★ TO THE HOUSE ★

DaRon Bland is second in the NFL with four interceptions in 2023. Bland returned three of his interceptions for touchdowns, becoming the first player in Cowboys history with three pick-sixes in a season.

Bland leads the NFL with his three pick-sixes in 2023. He is also tied for the third-most interceptions returned for a touchdown in single-season NFL history:

#### Most Pick-Sixes in a Season - NFL History

Player, Season	INT TD	Player, Season	INT TD
Eric Allen, 1993	4	<b>DaRon Bland, 2023</b> .....	3
Ken Houston, 1971	4	Marcus Peters, 2019	3
Jim Kearney, 1972	4	Others tied	3

Bland is also one-of-five players since the NFL merger to tally three pick-sixes in his first two NFL seasons, and he is the first to accomplish the feat since Janoris Jenkins in 2012:

#### Most Pick-Sixes in First Two Seasons - NFL History

Player, Season	INT TD	Player, Season	INT TD
<b>DaRon Bland, 2023</b> .....	3	Ronnie Lott, 1981	3
Janoris Jenkins, 2012	3	Monte Jackson, 1976	3
Ray Buchanan, 1994	3		

### ★ BALL HAWKING ★

In his young career, DaRon Bland has two games with multiple interceptions (vs. Indianapolis, 12/4/22 and vs. New England, 10/1/23). Bland is one-of-four players in franchise history with two multi-interception games in his first two seasons, joining Everson Walls (five), Mike Gaechter (two) and Trevon Diggs (two).

### ★ LOOK AWAY ★

Dallas is tied for fifth in the NFL with nine interceptions and tied for sixth with 32 pass breakups. Opposing quarterbacks have struggled against the Cowboys secondary, as Dallas' 81.5 opponent passer rating ranks seventh in the NFL.

When targeted before his season-ending injury in Week 3, Diggs allowed a passer rating of 1.0. Second-year corner DaRon Bland has stepped right in, and when targeted has allowed a passer rating of 33.8, first among NFL cornerbacks who have been targeted with at least 20 pass attempts:

#### Passer Rating Against (min. 20 targets) - NFL 2023

Rnk	Player, Team	Tgt	INT	PsRtingAg
1.	<b>DaRon Bland, Dal</b> .....	41	4	33.8
2.	Paulson Adebo, NO	35	4	40.2
3.	Martin Emerson Jr., Cle	33	2	40.8
4.	Jaylon Johnson, Chi	28	2	40.9
5.	Joey Porter Jr., Pit	21	1	48.3

### ★ PASS BREAKUP UNIT ★

Along with tying for second in the NFL with four interceptions in 2023, DaRon Bland is tied for fourth in pass breakups (10):

#### Pass Breakups - NFL 2023

Player	PBU	Player	PBU
Darius Williams, Jax	14	<b>DaRon Bland, Dal</b> .....	10
Benjamin St-Juste, Was	13	Reed Blankenship, Phi	10
Paulson Adebo, NO	11		

Bland's 10 pass breakups in 2023 are a career-high, as he totaled seven passes defended as a rookie in 2022.

### ★ GILLY LOCK ★

The Dallas Cowboys added a lockdown corner when they traded a 2023 fifth round pick to the Colts for the former 2019 NFL Defensive Player of the Year, Stephon Gilmore, who has added a veteran presence to the Dallas secondary.

Gilmore has two interceptions in 2023 and has 31 picks in his career, the fifth-most among active players.

#### NFL Pass Defense Leaders - Active Players

Interceptions	Pass Breakups
1. Patrick Peterson (35)	1. Darius Slay (141)
2. Harrison Smith (34)	2. <b>Stephon Gilmore (134)</b>
3. Tashaun Gipson Sr. (33)	3. Patrick Peterson (118)
Marcus Peters (33)	4. Kareem Jackson (110)
5. <b>Stephon Gilmore (31)</b>	5. James Bradberry (105)



## MICAH PARSONS NOTES



### BY THE NUMBERS

**34.0**

**Career Sacks**

*\*fifth in the NFL since 2021*

**206**

**Career Pressures**

*\*third in the NFL since 2021, per PFF*

**21.1**

**Pressure Percentage**

*\*leads all edge defenders since 2021*



2023 DALLAS COWBOYS

### ★ THE LIONBACKER ★

Micah Parsons proved to be explosive off the edge in his first two seasons with Dallas. Parsons led the NFL with 90 quarterback pressures and a league high 19.3% pressure percentage in 2022.

Parsons has not slowed down in 2023. His 49 pressures are second in the NFL. He has also pressured quarterbacks on 19.8% of his pass rushes, second among all NFL defenders behind Bryce Huff (29.3%).

#### Quarterback Pressures, PFF 2023

Player	Pressures	Ps Rush	Prsr%
Maxx Crosby, LV	53	336	15.8%
<b>Micah Parsons, Dal</b>	<b>49</b>	<b>248</b>	<b>19.8%</b>
Aidan Hutchinson, Det	46	306	15.0%
Josh Sweat, Phi	46	325	14.2%
Four others tied	44	-	-

NFL Next Gen Stats clocked Parsons at an average pass rush get-off of 0.57 seconds against the N.Y. Jets (9/17) – the fastest of any player in a game over the last two years.

### ★ BEWARE OF THE LION ★

Micah Parsons is one of the game's top pass rushers, and he led the league in pass rush win rate (30%) in 2022. In 2023, Parsons leads the NFL in pass rush win rate (33.3%), which occurs when a defender beats his block in less than 2.5 seconds:

#### Pass Rush Win Rate - NFL 2023

Rk	Player, Team	Wins	Plays	PRWR
1.	<b>Micah Parsons, Dal</b>	<b>40</b>	<b>120</b>	<b>33.3%</b>
2.	Myles Garrett, Cle	35	110	31.8%
3.	Boye Mafe, Sea	31	113	27.4%
4.	Brian Burns, Car	23	86	26.7%
5.	Will Anderson Jr., Hou	32	120	26.7%
6.	Arden Key, Ten	27	103	26.2%
7.	Jadeveon Clowney, Bal	36	140	25.7%
8.	Bradley Chubb, Mia	34	133	25.6%

*\*A pass rush win occurs when a defender beats his block in less than 2.5 seconds.*

**3**

Micah Parsons has recorded at least 1.0 sack in three consecutive games, his second three-game sack streak in 2023. The last Cowboys player with two different three-game sack streaks in the same season was Jason Hatcher in 2013.

### ★ THE LION IS ALWAYS HUNGRY ★

Micah Parsons was on the prowl for opposing quarterbacks in his first two seasons with the Dallas Cowboys, finishing with 13.0 sacks as a rookie and 13.5 sacks in 2022, good for seventh in the NFL. In 2023 Parsons is tied for ninth in the NFL with 7.5 sacks.

Parsons' career sack total is up to 34.0, the ninth-most sacks in a NFL player's first 41 career games since sacks became official in 1982:

#### Most Sacks Through 41 Career Games Since 1982

Player/Team	Seasons	Sacks
Reggie White, Phi	1985-87	52.0
Aldon Smith, SF	2011-13	42.0
Shawne Merriman, SD	2005-07	38.5
Derrick Thomas, KC	1989-91	38.5
Myles Garrett, Cle	2017-19	35.5
Anthony Smith, Oak	1991-93	35.5
Von Miller, Den	2011-13	35.0
Jevon Kearse, Ten	1999-01	35.0
<b>Micah Parsons, Dal</b>	<b>2021-23</b>	<b>34.0</b>
Leslie O'Neal, SD	1986-90	32.5

With 1.5 at the Philadelphia Eagles (11/5), Parsons has 11 career multi-sack games, the fourth-most multi-sack games in a NFL player's first 41 career contests since 1982:

#### Most Games with 2.0 Sacks Through 41 Career Games Since 1982

Player/Team	Multi-Sack Gms	Seasons
Reggie White, Phi	17	1985-87
Aldon Smith, SF	16	2011-13
Shawne Merriman, SD	12	2005-07
<b>Micah Parsons, Dal</b>	<b>11</b>	<b>2021-23</b>

### ★ THE PARSONS GAMBIT ★

Micah Parsons is one of the most versatile players in the NFL. The Cowboys have continued to move Parsons around the defense in 2023. Below are his snap counts by position, per PFF:

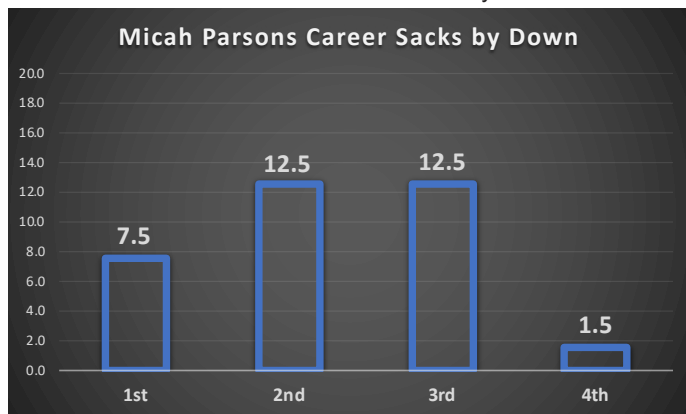
	DLine	LB	CB	S	Total
Week 1 at NYG	33	7	0	0	40
Week 2 vs. NYJ	37	4	0	0	41
Week 3 at ARI	49	6	0	0	55
Week 4 vs. NE	41	3	0	0	44
Week 5 at SF	56	3	0	0	59
Week 6 at LAC	59	8	0	0	67
Week 8 vs. LAR	33	15	0	0	48
Week 9 at PHI	48	3	0	0	51
<b>Totals</b>	<b>356</b>	<b>49</b>	<b>0</b>	<b>0</b>	<b>405</b>



## DEFENSIVE NOTES

### ★ PARSONS SACKS BY DOWN ★

Micah Parsons has recorded 34.0 career sacks in the regular season. Below is a breakdown of his sacks by down:



### ★ NFC DEFENSIVE POTM ★



Micah Parsons was named NFC Defensive Player of the Month for September, becoming just the fourth Cowboys defender to win the award for Dallas.

Parsons exploded out of the gates in 2023, registering 10 tackles, two for loss, 4.0 sacks and 15 pressures. He registered at least 1.0 sack in each of the September games. He was the fifth Cowboys player to start the season with a three-game sack streak and the first since DeMarcus Lawrence in 2017.

NFL Next Gen Stats had Parsons as the NFL's leader in pass rush win rate in September (40%), which occurs when a defender beats his block in less than 2.5 seconds.

In Week 2 against the N.Y. Jets (9/17), Parsons led the Cowboys to a win and recorded 2.0 sacks, a forced fumble and fumble recovery. For that, the NFL awarded Parsons **NFC Defensive Player of the Week**.

#### Dallas Cowboys to Win NFC Defensive POM

Player	Position	Season	Month
Micah Parsons	LB	2023	September
Trevon Diggs	CB	2021	September
DeMarcus Lawrence	DE	2017	September
Sean Lee	LB	2013	October
Sean Lee	LB	2011	September

### ★ NO FLY ZONE ★

The Dallas Cowboys were eighth in the NFL in pass defense (200.9) in 2022. In 2023 Dallas has allowed a mere 179.1 net passing yards-per-game, sixth in the NFL this season:

#### Team Net Passing Yards Allowed-Per-Game - 2023

Team	Yds/Game
Cleveland	145.0
Baltimore	170.7
N.Y. Jets	174.8
Kansas City	176.0
Carolina	178.3
<b>Dallas</b>	<b>179.1</b>

Since the start of 2022, Dallas has allowed 193.9 net passing yards-per-game, fourth in the NFL during that span.

# 100

The Cowboys are the only team in the NFL this season to not allow a 100-yard rusher or 100-yard receiver in any game this season.

### ★ UNDER PRESSURE ★

The Cowboys front six have established themselves as one of the premier pass rushing units in the league. After leading the NFL with 271 pressures in 2022, Dallas is tied for seventh in the NFL in 2023 with 131 pressures, per *Pro Football Focus*:

#### Most QB Pressures per PFF - NFL 2023

Team	Pressures
Baltimore	148
Philadelphia	142
San Francisco	139
N.Y. Jets	137
Miami	133
Detroit	132
<b>Dallas</b>	<b>131</b>
Buffalo	131

### ★ SACK ATTACK ★

Dallas was effective in rushing opposing passers in 2022, as Dallas' 54 sacks tied for third in the NFL. In 2023 Dallas has notched 21 sacks. Below are all of Dallas' 2023 sacks broken down by player:

#### Dallas Cowboys Sack Leaders - 2023

Player	Sacks	Player	Sacks
Micah Parsons	7.5	Sam Williams	2.0
Dorance Armstrong	3.5	Dante Fowler	1.0
Osa Odighizuwa	3.0	Chauncey Golston	1.0
DeMarcus Lawrence	2.0	Jayron Kearse	1.0

### ★ NEGATIVE PLAYS ★

After ranking 24th in opponent negative plays in 2020, Dallas has taken down opponents behind the line of scrimmage at a high rate since Dan Quinn's arrival in 2021.

In 2023 Dallas has forced its opponents to zero or negative yards on 35.6% of its snaps this season, including incompletions, tied for sixth in the league per TruMedia:

#### Opponent Zero or Negative Yard Play Percentage - 2023

Team	Snaps	NegOPlys	NegOPly%
Cleveland	432	193	44.7%
Baltimore	579	224	38.7%
Jacksonville	526	193	36.7%
Philadelphia	552	202	36.6%
New Orleans	551	201	36.5%
<b>Dallas</b>	<b>464</b>	<b>165</b>	<b>35.6%</b>
Detroit	466	166	35.6%

### ★ BLITZ-CAST ★

Dallas has blitzed opponents on 35.7% of its dropbacks in 2023, eighth in the NFL. When sending five-or-more pass rushers, Dallas has forced opposing quarterbacks to throw four interceptions, tied for the most interceptions in the NFL when blitzing:

#### Interceptions When Blitzing Opposing QBs - NFL 2023

Team	INT	Team	INT
<b>Dallas</b>	<b>4</b>	Detroit	3
San Francisco	4	Houston	3
Baltimore	3	Minnesota	3
Cincinnati	3	Seattle/Tampa Bay	3

# 4.24

Dallas made an intent to fortify its run defense with a trade for Johnathan Hankins midway through the 2022 season. Since that trade, Dallas has improved its yards allowed-per-rush from 4.45 to 4.24.

## DEFENSIVE NOTES

### ★ DEFENSIVE SCORES ★

In 2023, Dallas leads the league with four defensive touchdowns, tied for the most defensive touchdowns through the first eight games of a season in franchise history (1983). The last NFL team with four defensive touchdowns in the first eight games of a season was Arizona in 2022.

#### Defensive Touchdowns - NFL 2023

Team	INT Ret	Fum Ret	Tot TD
<b>Dallas</b> .....	<b>3</b>	<b>1</b>	<b>4</b>
Indianapolis .....	2	1	3
Pittsburgh .....	1	1	2
Seattle .....	2	0	2
Jacksonville .....	2	0	2
Minnesota .....	0	2	2
Carolina .....	2	0	2

Since Dan Quinn's arrival in 2021, Dallas' 13 defensive touchdowns lead the NFL:

#### Most Defensive Touchdowns - NFL 2021-23

Team	INT Ret	Fum Ret	Tot TD
<b>Dallas</b> .....	<b>8</b>	<b>5</b>	<b>13</b>
New England .....	8	2	10
Arizona .....	4	4	8
Philadelphia .....	5	3	8
Miami .....	4	4	8

### ★ STAY SCHEMIN' ★

Under Defensive Coordinator Dan Quinn, the Dallas secondary has become one of the most versatile units in the league. The Cowboys led the NFL in takeaways in both 2021 and 2022.

Since Quinn arrived in Dallas, the Cowboys have played man coverage 33.8% of the time, the third-highest man coverage rate during that span. Only Miami (38.6%) and New Orleans (33.9%) have played more man coverage than the Cowboys in the last three seasons. Below is a year-by-year breakdown of Dallas' coverage schemes dating back to 2018, per TruMedia:

#### Dallas Cowboys Year-by-Year Man vs. Zone Coverage - Per PFF

Year	Def. Coord.	Man %	Zone%
<b>2023</b> .....	<b>Dan Quinn</b>	<b>38.6% (3rd)</b>	<b>57.8% (30th)</b>
2022 .....	Dan Quinn	27.2% (12th)	69.0% (14th)
2021 .....	Dan Quinn	38.4% (3rd)	57.0% (29th)
2020 .....	Mike Nolan	26.2% (19th)	66.3% (14th)
2019 .....	Rod Marinelli	26.1% (27th)	67.8% (6th)

### ★ STOPS IN CRUNCH TIME ★

The Dallas defense has stepped up late in games this season, including forcing three consecutive three-and-outs to give the Cowboys a chance to win late on the road in Philadelphia (11/5). Dallas has allowed just four touchdowns in the fourth quarter this season, and its 3.9 points allowed-per-game in the fourth quarter is tied for third in the NFL:

#### Fourth Quarter Points Allowed-Per-Game - 2023

Team	Pts/1H	Team	Pts/1H
San Francisco .....	3.3	Pittsburgh .....	3.9
Minnesota .....	3.8	New York Jets .....	4.0
<b>Dallas</b> .....	<b>3.9</b>	Las Vegas .....	4.2

### ★ TAKEAWAYS IN BUNCHES ★

The Cowboys led the NFL in takeaways in both 2021 (34) and 2022 (32). Dallas became the first NFL team to lead the league in takeaways in back-to-back seasons since the Pittsburgh Steelers from 1972-74.

In 2023, Dallas is tied for ninth in the NFL with 13 takeaways. The Cowboys have recorded at least three takeaways in three of its seven games in 2023, one-of-seven NFL teams with at least three takeaways in three games this season.

### ★ THIRD-AND-I GOT THIS ★

The Cowboys have held opponents to 37-of-101 on third downs in 2023, a 36.6% opponent third down conversion rate that is 11th in the NFL. When limiting opposing offenses on first and second down, the Cowboys defense has given opponents fits on third and long (more than six yards). Dallas has allowed just six first downs on 41 third and long attempts, a 14.6% third and long opponent conversion rate that is second the NFL in 2023.

Below is a breakdown of the Cowboys opponent third down conversions by distance in 2023:

#### Cowboys Third Down Defense in 2023

3rd & Short (<4 Yds)	3rd & Med (4-6 Yds)	3rd & Long (>6 Yds)	3rd & 10+
22-37 (59.5%)	9-23 (39.1%)	6-41 (14.6%)	2-26 (7.7%)
Rank: 16th	Rank: 11th	Rank: 2nd	Rank: T-5th

### ★ THREE & YOUR OUT ★

Dallas has played the second-fewest defensive snaps in 2023 behind Cleveland. Partly due to the Cowboys low number of defensive snaps is their ability to force opponents off the field in three plays.

The Cowboys have forced 23 three-and-outs on 86 defensive series, a 26.7% three-and-out percentage that is fourth in the NFL:

#### 2023 Opponent Three-and-Out Drive Percentage - NFL 2023

Team	Def. Series	3 & Outs	3 & Out%
Cleveland .....	106	40	37.7%
N.Y. Jets .....	99	29	29.3%
N.Y. Giants .....	104	30	28.8%
<b>Dallas</b> .....	<b>86</b>	<b>23</b>	<b>26.7%</b>
Jacksonville .....	95	24	25.3%
San Francisco .....	83	20	24.1%

### ★ FUMBLEROOSKI ★

Dallas has put an emphasis on takeaways since Dan Quinn arrived as defensive coordinator in 2021. In 2022 Dallas made an effort to jar the ball loose from opposing ball carriers, as the Cowboys led the league with 20 forced fumbles, which was also the most by a Cowboys team since the stat became official in 1994:

The Cowboys have forced eight fumbles in 2023, and spanning back to last season, Dallas leads the league in forced fumbles (28):

#### Team Leaders in Forced Fumbles - 2022-23

Team	FF	Team	FF
<b>Dallas</b> .....	<b>28</b>	N.Y. Giants .....	23
Jacksonville .....	25	Indianapolis .....	23
Philadelphia .....	25	Seattle .....	23

Along with forcing fumbles, Dallas is quick to recover fumbles on the defensive side of the ball. In 2023 Dallas has pounced on four fumble recoveries. Since the start of 2022, Dallas leads the league in defensive fumble recoveries (21).

### ★ NO POINTS FOR YOU ★

Dallas has also held its opponents to 26 total scores (18 touchdowns and eight field goals) on 86 drives, a 30.2% opponent scoring efficiency that ranks fifth in the NFL:

#### Lowest Opponent Scoring Efficiency - 2023

Team	Opp Drives	Scoring Drives	Score%
Cleveland .....	106	22	20.8%
Kansas City .....	94	24	25.5%
Baltimore .....	105	27	25.7%
Jacksonville .....	95	26	27.4%
<b>Dallas</b> .....	<b>86</b>	<b>26</b>	<b>30.2%</b>
New Orleans .....	107	33	30.8%

## SPECIAL TEAMS NOTES

### 2023 SEASON (NFL Rank)

19

Field Goals (T-3rd)

100%

Field Goal Percentage (T-1st)

76

Kicking Points (T-2nd)

### ★ BUTTER AUBREY ★

Brandon Aubrey, who spent his collegiate athletic career as a soccer player at Notre Drame, is third in the NFL in field goals made (19) and tied for the league lead in field goal percentage (100%).

Aubrey has made all 19 of his field goal attempts in 2023, setting an NFL record for the most field goals made without a miss to start a career:

#### Most Field Goals Made Without Missing To Start Career NFL History

Player	Season	FGM	FGA
<b>Brandon Aubrey, 2023</b>	.....	<b>19</b>	<b>19</b>
Travis Coons, 2015	.....	18	18
Chandler Catanzaro, 2014	.....	17	17
Kai Forbath, 2012	.....	17	17

Aubrey made all five of his field goal attempts in the win over the N.Y. Jets (9/17). He became the fourth Cowboys rookie kicker to make at least five field goals in a game and the first since Dan Bailey made six against Washington in 2011 (9/26).

### ★ LONG BALL BRANDON ★

Along with his efficient start to the season, Aubrey has shown that he has the ability to knock down kicks from long range. Aubrey nailed a 58-yard field goal against the LA Rams (10/29), the third-longest field goal by a Cowboys rookie kicker:

#### Longest Field Goals by Cowboys Rookie Kickers

Player	FG Length	Opp, Date
Brett Maher	62	Phi, 12/9/18
Brett Maher	59	TB, 12/23/18
<b>Brandon Aubrey</b>	<b>58</b>	<b>LAR, 10/29/23</b>
<b>Brandon Aubrey</b>	<b>55</b>	<b>NYJ, 9/17/23</b>

Aubrey has made three field goals from 50-plus yards in 2023, tied with Ken Willis for the second-most 50-yard field goals by a Cowboys rookie. Brett Maher had the most by a Cowboys rookie kicker with six 50-yard makes in 2018.

### ★ TOUCHBACK CENTRAL ★

Brandon Aubrey has not allowed opponents to return kickoffs in 2023. Aubrey leads the NFL with 46 touchbacks on 49 kickoffs (93.9% touchback percentage, fifth in NFL):

#### 2023 NFL Kickoff Touchback Leaders

Player	TB	Player	TB
<b>Brandon Aubrey, Dal</b>	<b>46</b>	Blake Grupe, NO	43
Harrison Butker, KC	43	Jake Elliott, Phi	41
Justin Tucker, Bal	43	Matt Gay, Ind	40

### ★ POINT PERSON ★

Brandon Aubrey signed with the Cowboys prior to training camp after kicking two seasons for the Birmingham Stallions in the USFL. Aubrey has been rock solid as a rookie, converting all 19 of his field goal attempts and 19-of-20 PATs.

Along with precision, Aubrey has racked up points thanks to touchdowns from all three phases. Aubrey's 76 kicking points are tied for second in the NFL in 2023 and are the fifth-most kicking points through eight career games in NFL history:

#### Most Kicking Points in First Eight Career Games NFL History

Player	FGM	FGA	FG%	PAT	Pts
Richie Cunningham, 1997	25	27	92.6%	11	86
Harrison Butker, 2017	23	24	95.8%	14	83
Jeff Reed, 2002-03	21	23	91.3%	16	79
Dan Bailey, 2011	20	21	95.2%	17	77
<b>Brandon Aubrey, 2023</b>	<b>19</b>	<b>19</b>	<b>100.0%</b>	<b>19</b>	<b>76</b>

### ★ NFC SPECIAL TEAMS POTM ★



Rookie kicker Brandon Aubrey was named NFC Special Teams Player of the Month for October, becoming the first Cowboys kicker to win Player of the Month since Richie Cunningham in September 1997.

In the month of October, Aubrey went eight-of-eight on field goals, including two makes from 50-plus yards. Aubrey added 23 touchbacks on 23 kickoffs and was 11-of-11 on PATs.

#### Dallas Cowboys to Win NFC Special Teams POM

Player	Position	Season	Month
<b>Brandon Aubrey</b>	<b>K</b>	<b>2023</b>	<b>October</b>
Jason Tucker	KR	1999	December
Richie Cunningham	K	1997	September
Chris Boniol	K	1996	November

44.6

Bryan Anger led the NFL and set a franchise record in net punting average (44.6) in 2021. Thus far in 2023, Anger is tied for second in the NFL in net average (44.6).

9

Dallas is one-of-three teams in the NFL this season with multiple blocked kicks, joining Green Bay and Chicago. Since John "Bones" Fassel arrived as Dallas' special teams coordinator in 2020, the Cowboys nine blocked kicks lead the NFL.





# **ROSTERS AND DEPTH CHART**

# 2023 DALLAS COWBOYS UNOFFICIAL DEPTH CHART

(As of November 7, 2023)

## OFFENSE

<b>WR</b>	88 CeeDee Lamb	83 Jalen Brooks	
<b>LT</b>	77 Tyron Smith	71 Chuma Edoga	
<b>LG</b>	73 Tyler Smith	71 Chuma Edoga	76 Asim Richards
<b>C</b>	63 Tyler Biadasz	67 Brock Hoffman	
<b>RG</b>	70 Zack Martin	66 T.J. Bass	
<b>RT</b>	78 Terence Steele	71 Chuma Edoga	
<b>TE</b>	87 Jake Ferguson	86 Luke Schoonmaker	84 Sean McKeon
<b>WR</b>	3 Brandin Cooks	9 KaVontae Turpin	
<b>WR</b>	13 Michael Gallup	18 Jalen Tolbert	
<b>QB</b>	4 Dak Prescott	10 Cooper Rush	15 Trey Lance
<b>RB</b>	20 Tony Pollard	23 Rico Dowdle	42 Deuce Vaughn 40 Hunter Luepke

## DEFENSE

<b>DE</b>	90 DeMarcus Lawrence	54 Sam Williams	
<b>DT</b>	95 Johnathan Hankins	58 Mazi Smith	
<b>DT</b>	97 Osa Odighizuwa	96 Neville Gallimore	99 Chauncey Golston
<b>DE</b>	92 Dorance Armstrong	56 Dante Fowler	93 Viliami Fehoko
<b>LB</b>	11 Micah Parsons	91 Tyrus Wheat	
<b>LB</b>	33 Damone Clark	14 Markquese Bell	
<b>CB</b>	21 Stephon Gilmore	37 Eric Scott	
<b>NCB</b>	2 Jourdan Lewis	19 Noah Igbinoghene	
<b>CB</b>	26 DaRon Bland	25 Nahshon Wright	
<b>S</b>	1 Jayron Kearse	24 Israel Mukuamu	
<b>S</b>	6 Donovan Wilson		
<b>S</b>	28 Malik Hooker	30 Juanyeh Thomas	

## SPECIALISTS

<b>K</b>	17 Brandon Aubrey	
<b>P</b>	5 Bryan Anger	
<b>LS</b>	44 Trent Sieg	
<b>H</b>	5 Bryan Anger	
<b>KR</b>	9 KaVontae Turpin	42 Deuce Vaughn
<b>PR</b>	9 KaVontae Turpin	42 Deuce Vaughn

## PRONUNCIATION GUIDE

Dorance Armstrong	DOOR-intz	Sean McKeon	muh-CUE-in
Markquese Bell	mar-KEESE	Israel Mukuamu	MOO-kwah-moo
Tyler Biadasz	bee-AH-dish	Osa Odighizuwa	oh-DIGGY-zoowa
DaRon Bland	duh-RON	Asim Richards	AH-sum
Damone Clark	duh-MONE	Luke Schoonmaker	SKOON-maker
Rico Dowdle	DOWD-ill	Trent Sieg	SIG
Chuma Edoga	chu-MA ee-doe-GAH	Mazi Smith	MAH-zee
Viliami Fehoko	villy-AH-me fuh-HO-ko	Tyron Smith	TIE-rin
Stephon Gilmore	steph-AHN	Juanyeh Thomas	ONE-yay
Noah Igbinoghene	IGG-bin-AWG-guh-nee	KaVontae Turpin	kuh-VON-tay
Jayron Kearse	JAY-RON	Nahshon Wright	nuh-SHAWN
Hunter Luepke	LIP-key		

## COACHING STAFF

**HEAD COACH:** Mike McCarthy

**ASSISTANTS:** Jeff Blasko (Running Game Coordinator/Running Backs), Ramon Chinyoung (Quality Control/Asst. Offensive Line), Aden Durde (Defensive Line), John Fassel (Special Teams Coordinator), Ryan Feder (Game Management/Off. Assistant), Shariff Floyd (Quality Control/Asst. Defensive Line), Will Harriger (Offensive Assistant/Quality Control), Evan Harrington (Offensive Assistant), Al Harris (Defensive Backs), Chase Haslett (Assistant Tight Ends), Cannon Matthews (Assistant Defensive Backs), Scott McCurley (Linebackers), Harold Nash (Strength & Conditioning Coordinator), Pete Ohnegian (Quality Control/Defensive Assistant), Robert Prince (Wide Receivers), Dan Quinn (Defensive Coordinator), Justin Rudd (Coaching Operations Manager/Football Analytics), Brian Schottenheimer (Offensive Coordinator), Eric Simonelli (Quality Control Analytics), Cedric Smith (Assistant Strength & Conditioning), Kendall Smith (Assistant Strength & Conditioning), Mike Solari (Offensive Line), Rayna Stewart (Assistant Special Teams), Darian Thompson (Quality Control/Asst. Linebackers), Scott Tolzien (Quarterbacks), Lunda Wells (Tight Ends), Joe Whitt (Secondary/Defensive Pass Game Coordinator).

# 2023 DALLAS COWBOYS ALPHABETICAL ROSTER

NO.	NAME	POS	HT	WT	DOB	EXP	COLLEGE	HOMETOWN	GP	GS	DNP	IA
5	Anger, Bryan	P	6-3	214	10/6/1988	12	California	Camarillo, Calif.	8	0	0	0
92	Armstrong, Dorance	DE	6-3	270	6/10/1997	6	Kansas	Houston, Texas	8	0	0	0
17	Aubrey, Brandon	K	6-3	208	3/14/1995	R	Notre Dame	St. Louis, Mo.	8	0	0	0
66	Bass, T.J.	G	6-4	315	3/31/1999	R	Oregon	Deming, Wash.	8	1	0	0
14	Bell, Markquese	LB	6-2	218	12/31/1999	2	Florida A&M	Bridgeton, N.J.	8	3	0	0
63	Biadasz, Tyler	C	6-4	316	11/20/1997	4	Wisconsin	Amherst, Wisc.	7	7	0	1
26	Bland, DaRon	CB	6-2	202	7/12/1999	2	Fresno State	Modesto, Calif.	8	6	0	0
83	Brooks, Jalen	WR	6-1	203	5/7/2000	R	South Carolina	Harrisburg, N.C.	2	0	0	6
33	Clark, Damone	LB	6-2	245	6/28/2000	2	Louisiana State	Baton Rouge, La.	8	8	0	0
3	Cooks, Brandin	WR	5-10	193	9/25/1993	10	Oregon State	Stockton, Calif.	7	6	0	1
23	Dowdle, Rico	RB	5-11	218	6/14/1998	4	South Carolina	Asheville, N.C.	8	0	0	0
71	Edoga, Chuma	OL	6-4	315	5/25/1997	5	Southern California	Atlanta, Ga.	8	5	0	0
93	Fehoko, Viliami	DE	6-4	283	12/16/1999	R	San Jose State	East Paolo Alto, Calif.	0	0	0	8
87	Ferguson, Jake	TE	6-5	252	1/18/1999	2	Wisconsin	Madison, Wisc.	8	7	0	0
56	Fowler, Dante	DE	6-3	250	8/3/1994	8	Florida	St. Petersburg, Fla.	8	0	0	0
96	Gallimore, Neville	DT	6-2	315	1/17/1997	4	Oklahoma	Ottawa, Ontario	8	0	0	0
13	Gallup, Michael	WR	6-1	205	3/4/1996	6	Colorado State	Monroe, Ga.	8	8	0	0
21	Gilmore, Stephon	CB	6-0	190	9/19/1990	12	South Carolina	Rock Hill, SC	8	8	0	0
99	Golston, Chauncey	DE	6-5	285	2/10/1998	3	Iowa	Detroit, Mich.	8	2	0	0
95	Hankins, Johnathan	DT	6-3	325	3/30/1992	11	Ohio State	Dearborn Heights, Mich.	8	8	0	0
67	Hoffman, Brock	C	6-4	315	7/2/1999	1	Virginia Tech	Statesville, N.C.	8	1	0	0
28	Hooker, Malik	S	6-1	215	4/2/1996	7	Ohio State	New Castle, Pa.	8	8	0	0
19	Igbinoghene, Noah	CB	5-11	194	11/27/1999	4	Auburn	Trussville, Ala.	4	0	0	4
1	Kearse, Jayron	S	6-4	227	2/11/1994	8	Clemson	Fort Myers, Fla.	8	7	0	0
88	Lamb, CeeDee	WR	6-2	197	4/8/1999	4	Oklahoma	Richmond, Texas	8	8	0	0
15	Lance, Trey	QB	6-4	226	5/9/2000	3	North Dakota State	Marshall, Minn.	0	0	0	8
90	Lawrence, DeMarcus	DE	6-3	254	4/28/1992	10	Boise State	Aiken, S.C.	8	8	0	0
2	Lewis, Jourdan	CB	5-10	190	8/31/1995	7	Michigan	Detroit Mich.	7	2	0	1
40	Luepke, Hunter	RB	6-1	245	2/28/2000	R	North Dakota State	Spencer, Wisc.	8	0	0	0
70	Martin, Zack	G	6-4	315	11/20/1990	10	Notre Dame	Indianapolis, Ind.	7	7	0	1
84	McKeon, Sean	TE	6-5	255	12/28/1997	4	Michigan	Dudley, Mass.	5	0	0	0
24	Mukuamu, Israel	S	6-4	215	11/28/1999	3	South Carolina	Charlotte, N.C.	5	0	0	3
97	Odighizuwa, Osa	DT	6-2	294	8/13/1998	3	UCLA	Dayton, Ohio	8	8	0	0
11	Parsons, Micah	LB	6-3	250	5/26/1999	3	Penn State	Harrisburg, Pa.	8	8	0	0
20	Pollard, Tony	RB	6-0	215	4/30/1997	5	Memphis	Memphis, Tenn.	8	8	0	0
4	Prescott, Dak	QB	6-2	228	7/29/1993	8	Mississippi State	Haughton, La.	8	8	0	0
76	Richards, Asim	T	6-4	315	10/2/2000	R	North Carolina	Philadelphia, Pa.	6	0	0	2
10	Rush, Cooper	QB	6-3	224	11/21/1993	6	Central Michigan	Charlotte, Mich.	4	0	4	0
86	Schoonmaker, Luke	TE	6-5	255	9/28/1998	R	Michigan	Hamden, Conn.	8	0	0	0
37	Scott, Eric	DB	6-1	205	8/7/1998	R	Southern Mississippi	Basehor, Kan.	0	0	0	8
44	Sieg, Trent	LS	6-3	240	5/19/1995	6	Colorado State	Eaton, Colo.	8	0	0	0
58	Smith, Mazi	DT	6-3	328	6/16/2001	R	Michigan	Grand Rapids, Mich.	8	0	0	0
73	Smith, Tyler	G/T	6-5	320	4/3/2001	2	Tulsa	Fort Worth, Texas	6	6	0	2
77	Smith, Tyron	T	6-5	307	12/12/1990	13	Southern California	Moreno Valley, Calif.	5	5	1	2
78	Steele, Terence	T	6-6	320	6/4/1997	4	Texas Tech	Cibola, Texas	8	8	0	0
30	Thomas, Juanyeh	S	6-1	215	6/24/2000	1	Georgia Tech	Niceville, Fla.	7	1	0	1
18	Tolbert, Jalen	WR	6-1	200	2/27/1999	2	South Alabama	Mobile, Ala.	8	3	0	0
9	Turpin, KaVontae	WR	5-7	155	8/2/1996	2	TCU	Monroe, La.	8	0	0	0
42	Vaughn, Deuce	RB	5-5	180	11/2/2001	R	Kansas State	Round Rock, Texas	5	0	0	3
91	Wheat, Tyrus	LB	6-2	263	12/8/1999	R	Mississippi State	Amite, La.	3	0	0	0
54	Williams, Sam	DE	6-4	262	3/31/1999	2	Mississippi	Montgomery, Ala.	8	0	0	0
6	Wilson, Donovan	S	6-0	205	2/21/1995	5	Texas A&M	Shreveport, La.	6	4	0	2
25	Wright, Nahshon	CB	6-4	200	9/23/1998	3	Oregon State	East Palo Alto, Calif.	3	0	0	0
<b>PRACTICE SQUAD</b>												
80	Billy-Johnson, Tyron	WR	6-1	195	1/8/1996	4	Oklahoma State	New Orleans, La.	0	0	0	0
64	Bostick, Earl	T	6-6	315	12/31/1998	R	Kansas	Barnwell, S.C.	0	0	0	0
31	Butler, Josh	CB	6-0	186	11/25/1996	R	Michigan State	Mesquite, Texas	0	0	0	0
16	Cropper, Jalen	WR	5-11	180	5/3/2001	R	Fresno State	Parlier, Calif.	0	0	0	0
34	Davis, Malik	RB	5-10	205	11/26/1998	2	Florida	Tamp, Fla.	1	0	0	0
32	Evans, Rashaan	LB	6-2	228	11/8/1995	6	Alabama	Auburn, Ala.	2	0	0	0
48	Fant, Princeton	TE	6-2	250	3/11/1999	R	Tennessee	Nashville, Tenn.	0	0	0	0
46	Jefferson, Malik	LB	6-2	245	11/15/1996	4	Texas	Mesquite, TX	3	0	0	0
57	Johnson, Buddy	LB	6-2	240	2/27/1999	2	Texas A&M	Dallas, TX	0	0	0	0
51	Johnson, Durrell	DE	6-3	260	6/26/1998	R	Liberty	Baltimore, Md.	0	0	0	0
68	Pankey, Adam	G	6-5	307	2/2/1994	4	West Virginia	Hamilton, OH	0	0	0	0
94	Previlon, Willington	DL	6-5	285	5/19/1997	1	Rutgers	Orange, NJ	0	0	0	0
53	Price, Billy	OL	6-4	312	10/11/1994	6	Ohio State	Austintown, Ohio	0	0	0	0
27	Redwine, Sheldrick	DB	6-0	195	11/6/1996	4	Miami	Miami, FL	0	0	0	0
65	Shepley, Dakoda	G	6-4	290	12/27/1994	3	British Columbia	Windsor, Ontario	0	0	0	0
<b>RESERVE/INJURED</b>												
75	Ball, Josh	T	6-8	320	5/15/1998	3	Marshall	Fredericksburg, Va.	0	0	0	0
7	Diggs, Trevon	CB	6-1	204	9/20/1998	4	Alabama	Gaithersburg, Md.	2	2	0	0
85	Durden, David	WR	6-1	208	12/26/1998	R	West Florida	Midville, Ga.	0	0	0	0
29	Goodwin, C.J.	CB	6-3	195	2/4/1990	8	California (PA)	Wheeling, W.V.	5	0	0	0
89	Hendershot, Peyton	TE	6-4	250	4/23/1999	2	Indiana	North Salem, Ind.	3	0	0	2
35	Overshown, DeMarvion	LB	6-3	230	8/13/2000	R	Texas	Arp, Texas	0	0	0	0
49	Stephens, John	TE	6-6	245	9/23/1999	R	Louisiana-Lafayette	Logansport, LA.	0	0	0	0
55	Vander Esch, Leighton	LB	6-4	255	2/8/1996	6	Boise State	Riggins, Idaho	5	5	0	0
79	Waletzko, Matt	T	6-8	320	12/15/1999	2	North Dakota	Cold Spring, Minn.	0	0	0	0



# 2023 DALLAS COWBOYS NUMERICAL ROSTER

NO.	NAME	POS	HT	WT	AGE	EXP	COLLEGE	HOW ACQ	GP	GS	DNP	IA
1	Jayron Kearse	S	6-4	227	29	8	Clemson	FA-'21	8	7	0	0
2	Jourdan Lewis	CB	5-10	190	28	7	Michigan	D3-'17	7	2	0	1
3	Brandin Cooks	WR	5-10	193	30	10	Oregon State	T(Hou)-'23	7	6	0	1
4	Dak Prescott	QB	6-2	228	30	8	Mississippi State	D4b-'16	8	8	0	0
5	Bryan Anger	P	6-3	214	35	12	California	FA-'21	8	0	0	0
6	Donovan Wilson	S	6-0	205	28	5	Texas A&M	D6-'19	6	4	0	2
9	KaVontae Turpin	WR	5-7	155	27	2	TCU	UDFA-'22	8	0	0	0
10	Cooper Rush	QB	6-3	224	29	6	Central Michigan	FA-'20	4	0	4	0
11	Micah Parsons	LB	6-3	250	24	3	Penn State	D1-'21	8	8	0	0
13	Michael Gallup	WR	6-1	205	27	6	Colorado State	D3-'18	8	8	0	0
14	Markquese Bell	LB	6-2	218	23	2	Florida A&M	UDFA-'22	8	3	0	0
15	Trey Lance	QB	6-4	226	23	3	North Dakota State	T(SF)-'23	0	0	0	8
17	Brandon Aubrey	K	6-3	208	28	R	Notre Dame	FA-'23	8	0	0	0
18	Jalen Tolbert	WR	6-1	200	24	2	South Alabama	D3-'22	8	3	0	0
19	Noah Igbinoghene	CB	5-11	194	23	4	Auburn	T(Mia)-'23	4	0	0	4
20	Tony Pollard	RB	6-0	215	26	5	Memphis	D4a-'19	8	8	0	0
21	Stephon Gilmore	CB	6-0	190	33	12	South Carolina	T(Ind)-'23	8	8	0	0
23	Rico Dowdle	RB	5-11	218	25	4	South Carolina	UDFA-'20	8	0	0	0
24	Israel Mukuamu	S	6-4	215	23	3	South Carolina	D6b-'21	5	0	0	3
25	Nahshon Wright	CB	6-4	200	25	3	Oregon State	D3c-'21	3	0	0	0
26	DaRon Bland	CB	6-2	202	24	2	Fresno State	D5b-'22	8	6	0	0
28	Malik Hooker	S	6-1	215	27	7	Ohio State	FA-'21	8	8	0	0
30	Juanyeh Thomas	S	6-1	215	23	1	Georgia Tech	UDFA-'22	7	1	0	1
33	Damone Clark	LB	6-2	245	23	2	Louisiana State	D5c-'22	8	8	0	0
37	Eric Scott	DB	6-1	205	25	R	Southern Mississippi	D6a-'23	0	0	0	8
40	Hunter Luepke	RB	6-1	245	23	R	North Dakota State	UDFA-'23	8	0	0	0
42	Deuce Vaughn	RB	5-5	180	22	R	Kansas State	D6b-'23	5	0	0	3
44	Trent Sieg	LS	6-3	240	28	6	Colorado State	FA-'23	8	0	0	0
54	Sam Williams	DE	6-4	262	24	2	Mississippi	D2-'22	8	0	0	0
56	Dante Fowler	DE	6-3	250	29	8	Florida	UFA-'23	8	0	0	0
58	Mazi Smith	DT	6-3	328	22	R	Michigan	D1-'23	8	0	0	0
63	Tyler Biadasz	C	6-4	316	25	4	Wisconsin	D4b-'20	7	7	0	1
66	T.J. Bass	G	6-4	315	24	R	Oregon	UDFA-'23	8	1	0	0
67	Brock Hoffman	C	6-4	315	24	1	Virginia Tech	FA-'22	8	1	0	0
70	Zack Martin	G	6-4	315	32	10	Notre Dame	D1-'14	7	7	0	1
71	Chuma Edoga	OL	6-4	315	26	5	Southern California	UFA-'23	8	5	0	0
73	Tyler Smith	G/T	6-5	320	22	2	Tulsa	D1-'22	6	6	0	2
76	Asim Richards	T	6-4	315	23	R	North Carolina	D5-'23	6	0	0	2
77	Tyron Smith	T	6-5	307	32	13	Southern California	D1-'11	5	5	1	2
78	Terence Steele	T	6-6	320	26	4	Texas Tech	UDFA-'20	8	8	0	0
83	Jalen Brooks	WR	6-1	203	23	R	South Carolina	D7-'23	2	0	0	6
84	Sean McKeon	TE	6-5	255	25	4	Michigan	UDFA-'20	5	0	0	0
86	Luke Schoonmaker	TE	6-5	255	25	R	Michigan	D2-'23	8	0	0	0
87	Jake Ferguson	TE	6-5	252	24	2	Wisconsin	D4-'22	8	7	0	0
88	CeeDee Lamb	WR	6-2	197	24	4	Oklahoma	D1-'20	8	8	0	0
90	DeMarcus Lawrence	DE	6-3	254	31	10	Boise State	D2-'14	8	8	0	0
91	Tyrus Wheat	LB	6-2	263	23	R	Mississippi State	UDFA-'23	3	0	0	0
92	Dorance Armstrong	DE	6-3	270	26	6	Kansas	D4a-'18	8	0	0	0
93	Villiami Fehoko	DE	6-4	283	23	R	San Jose State	D4-'23	0	0	0	8
95	Johnathan Hankins	DT	6-3	325	31	11	Ohio State	T(LV)-'22	8	8	0	0
96	Neville Gallimore	DT	6-2	315	26	4	Oklahoma	D3-'20	8	0	0	0
97	Osa Odighizuwa	DT	6-2	294	25	3	UCLA	D3a-'21	8	8	0	0
99	Chauncey Golston	DE	6-5	285	25	3	Iowa	D3b-'21	8	2	0	0
<b>PRACTICE SQUAD</b>												
16	Jalen Cropper	WR	5-11	180	22	R	Fresno State	UDFA-'23	0	0	0	0
27	Sheldrick Redwine	DB	6-0	195	27	4	Miami	FA-'22	0	0	0	0
31	Josh Butler	CB	6-0	186	26	R	Michigan State	FA-'23	0	0	0	0
32	Rashaan Evans	LB	6-2	228	27	6	Alabama	FA-'23	2	0	0	0
34	Malik Davis	RB	5-10	205	24	2	Florida	UDFA-'22	1	0	0	0
46	Malik Jefferson	LB	6-2	245	26	4	Texas	FA-'22	3	0	0	0
48	Princeton Fant	TE	6-2	250	24	R	Tennessee	UDFA-'23	0	0	0	0
51	Durrell Johnson	DE	6-3	260	25	R	Liberty	UDFA-'23	0	0	0	0
53	Billy Price	OL	6-4	312	29	6	Ohio State	FA-'23	0	0	0	0
57	Buddy Johnson	LB	6-2	240	24	2	Texas A&M	FA-'23	0	0	0	0
64	Earl Bostick	T	6-6	315	24	R	Kansas	UDFA-'23	0	0	0	0
65	Dakoda Shepley	G	6-4	290	28	3	British Columbia	FA-'23	0	0	0	0
68	Adam Pankey	G	6-5	307	29	4	West Virginia	FA-'23	0	0	0	0
80	Tyron Billy-Johnson	WR	6-1	195	27	4	Oklahoma State	FA-'23	0	0	0	0
94	Willington Previlon	DL	6-5	285	26	1	Rutgers	FA-'23	0	0	0	0
<b>RESERVE/INJURED</b>												
7	Trevon Diggs	CB	6-1	204	25	4	Alabama	D2-'20	2	2	0	0
29	C.J. Goodwin	CB	6-3	195	33	8	California (PA)	PS(Cin)-'18	5	0	0	0
35	DeMarion Overhown	LB	6-3	230	23	R	Texas	D3-'23	0	0	0	0
49	John Stephens	TE	6-6	245	24	R	Louisiana-Lafayette	UDFA-'23	0	0	0	0
55	Leighton Vander Esch	LB	6-4	255	27	6	Boise State	D1-'18	5	5	0	0
75	Josh Ball	T	6-8	320	25	3	Marshall	D4b-'21	0	0	0	0
79	Matt Waletzko	T	6-8	320	23	2	North Dakota	D5a-'22	0	0	0	0
85	David Durden	WR	6-1	208	24	R	West Florida	UDFA-'23	0	0	0	0
89	Peyton Hendershot	TE	6-4	250	24	2	Indiana	UDFA-'22	3	0	0	2

# 2023 DALLAS COWBOYS POSITIONAL ROSTER

NO.	NAME	POS.	HT.	WT.	AGE	EXP.	COLLEGE	HOW ACQ.
QUARTERBACKS (3)								
4	Dak Prescott	QB	6-2	228	30	8	Mississippi State	D4b-'16
10	Cooper Rush	QB	6-3	224	29	6	Central Michigan	FA-'20
15	Trey Lance	QB	6-4	226	23	3	North Dakota State	T(SF)-'23
RUNNING BACKS (4)								
20	Tony Pollard	RB	6-0	215	26	5	Memphis	D4a-'19
23	Rico Dowdle	RB	5-11	218	25	4	South Carolina	UDFA-'20
40	Hunter Luepke	RB	6-1	245	23	R	North Dakota State	UDFA-'23
42	Deuce Vaughn	RB	5-5	180	22	R	Kansas State	D6b-'23
WIDE RECEIVERS (6)								
3	Brandin Cooks	WR	5-10	193	30	10	Oregon State	T(Hou)-'23
9	KaVontae Turpin	WR	5-7	155	27	2	TCU	UDFA-'22
13	Michael Gallup	WR	6-1	205	27	6	Colorado State	D3-'18
18	Jalen Tolbert	WR	6-1	200	24	2	South Alabama	D3-'22
83	Jalen Brooks	WR	6-1	203	23	R	South Carolina	D7-'23
88	CeeDee Lamb	WR	6-2	197	24	4	Oklahoma	D1-20
TIGHT ENDS (3)								
84	Sean McKeon	TE	6-5	255	25	4	Michigan	UDFA-'20
86	Luke Schoonmaker	TE	6-5	255	25	R	Michigan	D2-'23
87	Jake Ferguson	TE	6-5	252	24	2	Wisconsin	D4-'22
OFFENSIVE LINE (9)								
63	Tyler Biadasz	C	6-4	316	25	4	Wisconsin	D4b-'20
66	T.J. Bass	G	6-4	315	24	R	Oregon	UDFA-'23
67	Brock Hoffman	C	6-4	315	24	1	Virginia Tech	FA-'22
70	Zack Martin	G	6-4	315	32	10	Notre Dame	D1-'14
71	Chuma Edogu	OL	6-4	315	26	5	Southern California	UFA-'23
73	Tyler Smith	G/T	6-5	320	22	2	Tulsa	D1-'22
76	Asim Richards	T	6-4	315	23	R	North Carolina	D5-'23
77	Tyron Smith	T	6-5	307	32	13	Southern California	D1-'11
78	Terence Steele	T	6-6	320	26	4	Texas Tech	UDFA-'20
DEFENSIVE LINE (10)								
54	Sam Williams	DE	6-4	262	24	2	Mississippi	D2-'22
56	Dante Fowler	DE	6-3	250	29	8	Florida	UFA-'23
58	Mazi Smith	DT	6-3	328	22	R	Michigan	D1-'23
90	DeMarcus Lawrence	DE	6-3	254	31	10	Boise State	D2-'14
92	Dorance Armstrong	DE	6-3	270	26	6	Kansas	D4a-'18
93	Viliami Fehoko	DE	6-4	283	23	R	San Jose State	D4-'23
95	Johnathan Hankins	DT	6-3	325	31	11	Ohio State	T(LV)-'22
96	Neville Gallimore	DT	6-2	315	26	4	Oklahoma	D3-'20
97	Osa Odighizuwa	DT	6-2	294	25	3	UCLA	D3a-'21
99	Chauncey Golston	DE	6-5	285	25	3	Iowa	D3b-'21
LINEBACKERS (4)								
11	Micah Parsons	LB	6-3	250	24	3	Penn State	D1-'21
14	Markquese Bell	LB	6-2	218	23	2	Florida A&M	UDFA-'22
33	Damone Clark	LB	6-2	245	23	2	Louisiana State	D5c-'22
91	Tyrus Wheat	LB	6-2	263	23	R	Mississippi State	UDFA-'23
DEFENSIVE BACKS (11)								
1	Jayron Kearse	S	6-4	227	29	8	Clemson	FA-'21
2	Jourdan Lewis	CB	5-10	190	28	7	Michigan	D3-'17
6	Donovan Wilson	S	6-0	205	28	5	Texas A&M	D6-'19
19	Noah Igbinoghene	CB	5-11	194	23	4	Auburn	T(Mia)-'23
21	Stephon Gilmore	CB	6-0	190	33	12	South Carolina	T(Ind)-'23
24	Israel Mukuamu	S	6-4	215	23	3	South Carolina	D6b-'21
25	Nahshon Wright	CB	6-4	200	25	3	Oregon State	D3c-'21
26	DaRon Bland	CB	6-2	202	24	2	Fresno State	D5b-'22
28	Malik Hooker	S	6-1	215	27	7	Ohio State	FA-'21
30	Juanyeh Thomas	S	6-1	215	23	1	Georgia Tech	UDFA-'22
37	Eric Scott	DB	6-1	205	25	R	Southern Mississippi	D6a-'23
SPECIALISTS (3)								
5	Bryan Anger	P	6-3	214	35	12	California	FA-'21
17	Brandon Aubrey	K	6-3	208	28	R	Notre Dame	FA-'23
44	Trent Sieg	LS	6-3	240	28	6	Colorado State	FA-'23

## HOW THE COWBOYS WERE BUILT/CONTRACT STATUS

YEAR	DRAFT PICKS (35)	FREE AGENTS (18)	COLLEGE FREE AGENTS (18)	TRADES/WAIVERS (5)	PRACTICE SQUAD (1)
2011	T. Smith (1st)				
2014	Z. Martin (1st) D. Lawrence (2nd)				
2016	D. Prescott (4th)				
2017	J. Lewis (3rd)				
2018	L. Vander Esch (1st) * M. Gallup (3rd) D. Armstrong (4th)				C. Goodwin (PS Cin -'18) *
2019	T. Pollard (4th) D. Wilson (6th)				
2020	C. Lamb (1st) T. Diggs (2nd) * N. Gallimore (3rd) T. Biadasz (4th-b)	C. Rush (FA-'20)	R. Dowdle (UDFA-'20) S. McKeon (UDFA-'20) T. Steele (UDFA-'20)		
2021	M. Parsons (1st) O. Odighizuwa (3rd-a) C. Golston (3rd-b) N. Wright (3rd-c) J. Ball (4th-b) * I. Mukuamu (6th-b)	B. Anger (FA-'21) M. Hooker (FA-'21) J. Kearsse (FA-'21)			
2022	T. Smith (1st) S. Williams (2nd) J. Tolbert (3rd) J. Ferguson (4th) D. Bland (5th) D. Clark (5th) M. Waletzko (5th) *	D. Fowler (UFA '23) B. Hoffman (FA-'22) M. Jefferson (FA-'22) ^ S. Redwine (FA-'22) ^	M. Bell (UDFA-'22) M. Davis (UDFA-'22) ^ P. Hendershot (UDFA-'22) * J. Thomas (UDFA-'22) K. Turpin (UDFA-'22)	J. Hankins (T LV -'22)	
2023	M. Smith (1st) L. Schoonmaker (2nd) D. Overshown (3rd) * V. Fehoko (4th) A. Richards (5th) E. Scott (6th) D. Vaughn (6th) J. Brooks (7th)	B. Aubrey (FA-'23) T. Billy-Johnson (FA-'23) ^ J. Butler (FA-'23) ^ C. Edoga (UFA-'23) R. Evans (FA-'23) ^ B. Johnson (FA-'23) ^ A. Pankey (FA-'23) ^ B. Price (FA-'23) ^ D. Shepley (FA-'23) ^ T. Sieg (FA-'23)	T. Bass (UDFA-'23) E. Bostick (UDFA-'23) ^ J. Cropper (UDFA-'23) ^ D. Durden (UDFA-'23) * P. Fant (UDFA-'23) ^ D. Johnson (UDFA-'23) ^ H. Luepke (UDFA-'23) W. Previlon (FA-'23) ^ J. Stephens (UDFA-'23) * T. Wheat (UDFA-'23)	B. Cooks (T Hou -'23) S. Gilmore (T Ind -'23) N. Igbinoghene (T Mia -'23) T. Lance (T SF -'23)	

Key: \* Reserve/Injured, ^ Practice Squad

CONTRACT STATUS					
PLAYER	SIGNED THROUGH	PLAYER	SIGNED THROUGH	PLAYER	SIGNED THROUGH
Bryan Anger .....	2024	Michael Gallup .....	2026	Dak Prescott .....	2024
Dorance Armstrong .....	2023	Stephon Gilmore .....	2023	Willington Previlon ^ .....	2023
Brandon Aubrey .....	2025	Chauncey Golston .....	2024	Sheldrick Redwine ^ .....	2023
Josh Ball * .....	2024	C.J. Goodwin * .....	2023	Asim Richards .....	2026
T.J. Bass .....	2025	Johnathan Hankins .....	2023	Cooper Rush .....	2024
Markquese Bell .....	2024	Peyton Hendershot * .....	2024	Luke Schoonmaker .....	2026
Tyler Biadasz .....	2023	Brock Hoffman .....	2024	Eric Scott .....	2026
Tyron Billy-Johnson ^ .....	2023	Malik Hooker .....	2026	Dakoda Shepley ^ .....	2023
DaRon Bland .....	2025	Noah Igbinoghene .....	2023	Trent Sieg .....	2023
Earl Bostick ^ .....	2023	Malik Jefferson ^ .....	2023	Mazi Smith .....	2026
Jalen Brooks .....	2026	Buddy Johnson ^ .....	2023	Tyler Smith .....	2025
Josh Butler ^ .....	2023	Durrell Johnson ^ .....	2023	Tyron Smith .....	2023
Damone Clark .....	2025	Jayron Kearsse .....	2023	Terence Steele .....	2028
Brandin Cooks .....	2024	CeeDee Lamb .....	2023	John Stephens * .....	2025
Jalen Cropper ^ .....	2023	Trey Lance .....	2024	Juanyeh Thomas .....	2025
Malik Davis ^ .....	2023	DeMarcus Lawrence .....	2023	Jalen Tolbert .....	2025
Trevon Diggs * .....	2028	Jourdan Lewis .....	2023	KaVontae Turpin .....	2024
Rico Dowdle .....	2023	Hunter Luepke .....	2025	Leighton Vander Esch * .....	2024
David Durden * .....	2025	Zack Martin .....	2024	Deuce Vaughn .....	2026
Chuma Edoga .....	2023	Sean McKeon .....	2023	Matt Waletzko * .....	2025
Rashaan Evans ^ .....	2023	Israel Mukuamu .....	2024	Tyrus Wheat .....	2024
Princeton Fant ^ .....	2023	Osa Odighizuwa .....	2024	Sam Williams .....	2025
Viliami Fehoko .....	2026	DeMarvion Overshown * .....	2026	Donovan Wilson .....	2025
Jake Ferguson .....	2025	Adam Pankey ^ .....	2023	Nahshon Wright .....	2024
Dante Fowler .....	2023	Micah Parsons .....	2024		
Neville Gallimore .....	2023	Tony Pollard .....	2023		



# 2023 DALLAS COWBOYS CONTRACT ANALYSIS

OFFENSE		2023	2024	2025	2026	2027	2028	2029
QB	Lance, Trey			OPTION	UFA			
	Prescott, Dak			UFA				
	Rush, Cooper			UFA				
RB	Dowdle, Rico		UFA					
	Luepke, Hunter				RFA	UFA		
	Pollard, Tony		UFA					
	Vaughn Deuce					UFA		
WR	Brooks, Jalen					UFA		
	Cooks, Brandin			UFA				
	Durden, David (IR)*				RFA	UFA		
	Gallup, Michael					UFA		
	Lamb, CeeDee		OPTION	UFA				
	Tolbert, Jalen				UFA			
	Turpin, KaVontae			RFA	UFA			
TE	Ferguson, Jake				UFA			
	Hendershot, Peyton (IR)*			RFA	UFA			
	McKeon, Sean		UFA					
	Schoonmaker, Luke					UFA		
OL	Stephens, John (IR)*				RFA	UFA		
	Ball, Josh (IR)*			UFA				
	Bass, T.J.				RFA	UFA		
	Biadasz, Tyler		UFA					
	Edoga, Chuma		UFA					
	Hoffman, Brock			ERFA	RFA	UFA		
	Martin, Zack			UFA				
	Richards, Asim					UFA		
	Smith, Tyler				OPTION	UFA		
	Smith, Tyron		UFA					
	Steele, Terence							UFA
	Waletzko, Matt (IR)*				UFA			

DEFENSE		2023	2024	2025	2026	2027	2028	2029
DL	Armstrong, Dorance		UFA					
	Fehoko, Viliami					UFA		
	Fowler, Dante		UFA					
	Gallimore, Neville		UFA					
	Golston, Chauncey			UFA				
	Hankins, Johnathan		UFA					
	Lawrence, DeMarcus			UFA				
	Odighizuwa, Osa			UFA				
	Smith, Mazi					OPTION	UFA	
	Williams, Sam				UFA			
LB	Bell, Markquese			RFA	UFA			
	Clark, Damone				UFA			
	Overshown, DeMarvion (IR)*					UFA		
	Parsons, Micah			OPTION	UFA			
	Vander Esch, Leighton (IR)*			UFA				
DB	Wheat, Tyrus			ERFA	RFA	UFA		
	Bland, DaRon				UFA			
	Diggs, Trevon (IR)*							UFA
	Gilmore, Stephon		UFA					
	Goodwin, C.J. (IR)*		UFA					
	Hooker, Malik					UFA		
	Igbinoghene, Noah		UFA					
	Kearse, Jayron		UFA					
	Lewis, Jourdan		UFA					
	Mukuamu, Israel			UFA				
	Scott, Eric					UFA		
	Thomas, Juanyeh			RFA	UFA			
	Wilson, Donovan				UFA			
	Wright, Nahshon			UFA				

SPECIAL TEAMS		2023	2024	2025	2026	2027	2028	2029
ST	Anger, Bryan			UFA				
	Aubrey, Brandon				RFA	UFA		
	Sieg, Trent		UFA					

	Player is under contract for season
	Player will be an exclusive rights free agent
	Player will be an unrestricted free agent
	Player will be a restricted free agent
	Player has a club option available

\*-Reserve/Injured #-Reserve/PUP or NFI &-Reserve/Suspended

## WHEN BUILT AND WHEN THEY GOT TO THE COWBOYS

### 1st Round (15)

[9] Tyron Smith (2011)  
 [10] Stephon Gilmore (2012-BUF)  
 [16] Zack Martin (2014)  
 [20] Brandin Cooks (2014-NO)  
 [3] Dante Fowler (2015-JAX)  
 [15] Malik Hooker (2017-IND)  
 [19] Leighton Vander Esch (2018)\*  
 [21] Billy Price (2018-CIN)^  
 [22] Rashaan Evans (2018-TEN)^  
 [17] CeeDee Lamb (2020)  
 [30] Noah Igbinoghene (2020-MIA)  
 [3] Trey Lance (2021-SF)  
 [12] Micah Parsons (2021)  
 [24] Tyler Smith (2022)  
 [26] Mazi Smith (2023)

### 2nd Round (5)

[49] Johnathan Hankins (2013-NYG)  
 [34] DeMarcus Lawrence (2014)  
 [51] Trevon Diggs (2020)\*  
 [56] Sam Williams (2022)  
 [58] Luke Schoonmaker (2023)

### 3rd Round (11)

[70] Bryan Anger (2012-JAX)  
 [92] Jourdan Lewis (2017)  
 [78] Malik Jefferson (2018-CIN)^  
 [81] Michael Gallup (2018)  
 [92] Chuma Edoga (2019-NYJ)  
 [82] Neville Gallimore (2020)  
 [75] Osa Odighizuwa (2021)  
 [84] Chauncey Golston (2021)  
 [99] Nahshon Wright (2021)  
 [88] Jalen Tolbert (2022)  
 [90] DeMarvion Overshown (2023)\*

### 4th Round (9)

[135] Dak Prescott (2016)  
 [116] Dorance Armstrong (2018)  
 [119] Sheldrick Redwine (2019-CLE)^  
 [128] Tony Pollard (2019)  
 [146] Tyler Biadasz (2020)  
 [138] Josh Ball (2021)\*  
 [140] Buddy Johnson (2021-PIT)^  
 [129] Jake Ferguson (2022)  
 [129] Viliami Fehoko (2023)

### 5th Round (4)

[155] Matt Waletzko (2022)\*  
 [167] DaRon Bland (2022)  
 [176] Damone Clark (2022)  
 [169] Asim Richards (2023)

### 6th Round (4)

[213] Donovan Wilson (2019)  
 [227] Israel Mukuamu (2021)  
 [178] Eric Scott (2023)  
 [212] Deuce Vaughn (2023)

### 7th Round (2)

[244] Jayron Kearse (2016-MIN)  
 [244] Jalen Brooks (2023)

### Undrafted (25)

C.J. Goodwin (2014-PIT)\*  
 Cooper Rush (2017)  
 Trent Sieg (2018)  
 Tyron Billy-Johnson (2019)\*  
 Rico Dowdle (2020)  
 Sean McKeon (2020)  
 Willington Previlon (2020)\*  
 Terence Steele (2020)  
 Markquese Bell (2022)  
 Malik Davis (2022)^  
 Peyton Hendershot (2022)\*  
 Brock Hoffman (2022)  
 Juanyeh Thomas (2022)  
 KaVontae Turpin (2022)  
 Brandon Aubrey (2023)  
 T.J. Bass (2023)  
 Earl Bostick (2023)^  
 Josh Butler (2023)^  
 Jalen Cropper (2023)\*  
 David Durden (2023)\*  
 Princeton Fant (2023)^  
 Durrell Johnson (2023)^  
 Hunter Luepke (2023)  
 John Stephens (2023)\*  
 Tyrus Wheat (2023)

**Key:** \* Reserve/Injured, ^ Practice Squad

## WHEN THEY GOT TO THE COWBOYS

### 2011 (1)

Tyron Smith, Round 1

### 2014 (2)

Zack Martin, Round 1  
 DeMarcus Lawrence, Round 2

### 2016 (1)

Dak Prescott, Round 4

### 2017 (1)

Jourdan Lewis, Round 3

### 2018 (4)

Leighton Vander Esch, Round 1\*  
 Michael Gallup, Round 3  
 Dorance Armstrong, Round 4  
 C.J. Goodwin, Practice Squad (CIN)\*

### 2019 (2)

Tony Pollard, Round 4  
 Donovan Wilson, Round 6

### 2020 (8)

CeeDee Lamb, Round 1  
 Trevon Diggs, Round 2\*  
 Neville Gallimore, Round 3  
 Tyler Biadasz, Round 4  
 Rico Dowdle, UDFA  
 Sean McKeon, UDFA  
 Cooper Rush, FA  
 Terence Steele, UDFA

### 2021 (9)

Micah Parsons, Round 1  
 Chauncey Golston, Round 3  
 Osa Odighizuwa, Round 3  
 Nahshon Wright, Round 3  
 Josh Ball, Round 4\*  
 Israel Mukuamu, Round 6  
 Bryan Anger, FA  
 Malik Hooker, FA  
 Jayron Kearse, FA

### 2022 (17)

Tyler Smith, Round 1  
 Sam Williams, Round 2  
 Jalen Tolbert, Round 3  
 Jake Ferguson, Round 4  
 DaRon Bland, Round 5  
 Damone Clark, Round 5  
 Matt Waletzko, Round 5\*  
 Markquese Bell, UDFA  
 Malik Davis, UDFA^  
 Dante Fowler, UFA  
 Johnathan Hankins, Trades (LV)  
 Peyton Hendershot, UDFA\*  
 Brock Hoffman, FA  
 Malik Jefferson, FA^  
 Sheldrick Redwine, FA^  
 Juanyeh Thomas, UDFA  
 KaVontae Turpin, UDFA

### 2023 (30)

Mazi Smith, Round 1  
 Luke Schoonmaker, Round 2  
 DeMarvion Overshown, Round 3\*  
 Viliami Fehoko, Round 4  
 Asim Richards, Round 5  
 Eric Scott, Round 6  
 Deuce Vaughn, Round 6  
 Jalen Brooks, Round 7  
 Brandon Aubrey, FA  
 T.J. Bass, UDFA  
 Tyron Billy-Johnson, FA^  
 Earl Bostick, UDFA^  
 Josh Butler, FA^  
 Brandin Cooks, Trades (HOU)  
 Jalen Cropper, UDFA^  
 David Durden, UDFA\*  
 Chuma Edoga, UFA (ATL)  
 Rashaan Evans, FA^  
 Princeton Fant, UDFA^  
 Stephon Gilmore, Trades (IND)  
 Noah Igbinoghene, Trades (MIA)  
 Buddy Johnson, FA^  
 Durrell Johnson, UDFA^  
 Trey Lance, Trades (SF)  
 Hunter Luepke, UDFA  
 Willington Previlon, UDFA^  
 Billy Price, FA^  
 Trent Sieg, FA  
 John Stephens, UDFA\*  
 Tyrus Wheat, UDFA

## 2023 TRANSACTIONS BY DATE

Jan. 23..... Signed **Dontario Drummond**, **Brock Hoffman**, **Alec Lindstrom**, **Sheldrick Redwine** and **Juanyeh Thomas** to the Reserve/Futures list.

Jan. 24..... Signed **Tyler Coyle** to the Reserve/Futures list.

Jan. 25..... Signed **Antonio Callaway**, **Dennis Houston** and **Alex Taylor** to the Reserve/Futures list.

Jan. 26..... Signed **Isaac Alarcon** and **Seth Green** to the Reserve/Futures list.

Feb. 8..... Signed **Malik Jefferson** to the Reserve/Futures list.

Feb. 22..... Signed **Tristan Vizcaino**.

Feb. 24..... Named **Jeff Blasko** as Run Game Coordinator/RB coach, **Ramon Chinyoung** as Quality Control/Asst. OL coach, **Ryan Federer** as Game Management/Off. Assistant, **Shariff Floyd** as Quality Control/Asst. DL coach, **Will Harriger** as Quality Control/Off. Assistant, **Chase Haslett** as Asst. Tight Ends coach, **Cannon Matthews** as Asst. Defensive Backs coach, **Pete Ohnegian** as Quality Control/Def. Assistant coach, **Brian Schottenheimer** as Offensive Coordinator, **Mike Solari** as Offensive Line coach, **Darian Thompson** as Quality Control/Asst. LB coach and **Scott Tolzien** as Quarterbacks coach.

March 6..... Placed the franchise tag on **Tony Pollard**.

March 14... Re-signed **Leighton Vander Esch** and **Donovan Wilson** and acquired **Stephon Gilmore** in a trade with Indianapolis.

March 15... Released **Ezekiel Elliott**.

March 17... Re-signed **C.J. Goodwin** and **Cooper Rush**.

March 18... Acquired **Brandin Cooks** in a trade with Houston.

March 21... Signed **Rico Dowdle**, **Chuma Edoga** and **Ronald Jones**.

March 22... Signed **Dante Fowler**, **Takk McKinley** and **Trent Sieg**.

March 23... Signed **Tony Pollard** to the franchise tag.

April 4..... Signed **Johnathan Hankins**.

April 27 ..... Drafted **Mazi Smith**.

April 28 ..... Drafted **Luke Schoonmaker** and **DeMarvion Overshown**.

April 29 ..... Drafted **Viliami Fehoko**, **Asim Richards**, **Eric Scott**, **Deuce Vaughn** and **Jalen Brooks**.

May 12..... Signed **Jose Barbon**, **T.J. Bass**, **Earl Bostick**, **Jalen Brooks**, **Myles Brooks**, **Jalen Cropper**, **David Durden**, **Princeton Fant**, **Viliami Fehoko**, **Durrell Johnson**, **Isaiah Land**, **Hunter Luepke**, **D'Angelo Mandell**, **DeMarvion Overshown**, **Asim Richards**, **Luke Schoonmaker**, **Eric Scott**, **Mazi Smith**, **John Stephens**, **Deuce Vaughn** and **Tyrus Wheat**.

June 5..... Waived **Antonio Callway** and signed **Tyron Johnson**.

June 7..... Signed **Ben Banogu**.

June 9..... Waived **Takk McKinley**.

July 6 ..... Signed **Brandon Aubrey**.

July 25 ..... Placed **Jourdan Lewis** on Active/PUP and **Luke Schoonmaker** on Active/NFI, signed **Josh Butler**. Signed **Trevon Diggs** to a five-year extension.

August 5 ... Signed **Malik Hooker** to a three-year extension.

August 7 ... Released **Tristan Vizcaino** and activated **Luke Schoonmaker** from Active/NFI.

August 26 . Acquired **Trey Lance** in a trade with San Francisco.

August 29 . Released **Isaac Alarcon**, **Ben Banogu**, **Jose Barbon**, **Tyron Billy-Johnson**, **Quinton Bohanna**, **Earl Bostick**, **Myles Brooks**, **Josh Butler**, **Jabril Cox**, **Tyler Coyle**, **Jalen Cropper**, **Malik Davis**, **Dontario Drummond**, **Chuma Edoga**, **Princeton Fant**, **Matt Farniok**, **Simi Fehoko**, **C.J. Goodwin**, **Seth Green**, **Will Grier**, **Brock Hoffman**, **Dennis Houston**, **Malik Jefferson**, **Durrell Johnson**, **Isaiah Land**, **Alec Lindstrom**, **D'Angelo Mandell**, **Sean McKeon**, **Sheldrick Redwine**, **Trent Sieg**, **Alex Taylor-Prioleau** and **Tyrus Wheat**. Placed **Josh Ball**, **David Durden**, **DeMarvion Overshown** and **John Stephens** on Reserve/Injured. Traded **Kelvin Joseph** to Miami and acquired **Noah Igbinoghene**.

August 30 . Signed **Tyron Billy-Johnson**, **Earl Bostick**, **Josh Butler**, **Jalen Cropper**, **Malik Davis**, **Princeton Fant**, **C.J. Goodwin**, **Brock Hoffman**, **Malik Jefferson**, **Durrell Johnson**, **Sean McKeon**, **Sheldrick Redwine**, **Alex Taylor-Prioleau** and **Tyrus Wheat** to the practice squad. Placed **Matt Waletzko** and **Nahshon Wright** on Reserve/Injured and signed **Chuma Edoga** and **Trent Sieg** to the active roster.

August 31 . Signed **Sean Harlow** and **Willington Previlon** to the practice squad.

Sept. 4 ..... Signed **Terence Steele** to a five-year extension.

Sept. 18 .... Released **Ronald Jones**.

Sept. 23 .... Placed **Trevon Diggs** on Reserve/Injured and signed **C.J. Goodwin** to the active roster.

Sept. 27 .... Signed **Billy Price** to the practice squad.

Sept. 28 .... Released **Devin Harper**.

Sept. 30 .... Signed **Brock Hoffman** to the active roster.

Oct. 3 ..... Signed **Mikel Jones** to the practice squad.

Oct. 12 ..... Placed **Peyton Hendershot** on Reserve/Injured, signed **Sean Mckeon** to the active roster and signed **Rashaan Evans** to the practice squad. Designated **Nahshon Wright** for return to practice.

Oct. 16 ..... Placed **C.J. Goodwin** and **Leighton Vander Esch** on Reserve/Injured, activated **Nahshon Wright** from Reserve/Injured and signed **Tyrus Wheat** to the active roster from the practice squad.

Oct. 22 ..... Released **Mikel Jones** and **Alex Taylor-Prioleau**.

Oct. 23 ..... Signed **Chris Glaser**, **Buddy Johnson**, **Adam Pankey** and **Eric Saubert** to the practice squad.

Oct. 31 ..... Signed **Dakoda Shepley** to the practice squad.



## 2023 TRANSACTIONS BY PLAYER

**ALARCON, Isaac - T**  
1/26..... Signed as a Reserve/Future  
8/29..... Released  
**AUBREY, Brandon - K**  
7/6..... Signed  
**BALL, Josh - G/T**  
8/29..... Placed on Reserve/Injured  
**BANOBU, Ben - DE**  
6/7..... Signed  
8/29..... Released  
**BARBON, Jose - WR**  
5/12..... Signed  
8/29..... Released  
**BASS, T.J. - G**  
5/12..... Signed  
**BILLY-JOHNSON, Tyron - WR**  
6/5..... Signed  
8/29..... Released  
8/30..... Signed to practice squad  
**BLASKO, Jeff**  
2/24..... Named Run Game Coordinator/RB Coach  
**BOSTICK, Earl - T**  
5/12..... Signed  
8/29..... Released  
8/30..... Signed to practice squad  
**BROOKS, Jalen - WR**  
4/29..... Drafted in the seventh round  
**BROOKS, Myles - CB**  
5/12..... Signed  
8/29..... Released  
**BUTLER, Josh - CB**  
7/25..... Signed  
8/29..... Released  
8/30..... Signed to practice squad  
**CALLWAY, Antonio - WR**  
1/25..... Signed as a Reserve/Future  
6/5..... Released  
**CHINYOUNG, Ramon**  
2/24..... Named Quality Control/Asst. OL Coach  
**COOKS, Brandin - WR**  
3/18..... Acquired in trade with Houston  
**COX, Jabril - LB**  
8/29..... Released  
**COYLE, Tyler - S**  
1/24..... Signed as a Reserve/Future  
8/29..... Released  
**CROPPER, Jalen - WR**  
5/12..... Signed  
8/29..... Released  
8/30..... Signed to practice squad  
**DAVIS, Malik - RB**  
8/29..... Released  
8/30..... Signed to practice squad  
**DIGGS, Trevon - CB**  
7/25..... Signed a contract extension though 2027  
9/23..... Placed on Reserve/Injured  
**DOWDLE, Rico - RB**  
3/21..... Signed  
**DRUMMOND, Dontario - WR**  
1/23..... Signed as a Reserve/Future  
8/29..... Released  
**DURDEN, David - WR**  
5/12..... Signed  
8/29..... Placed on Reserve/Injured  
**EDOGA, Chuma - T**  
3/21..... Signed  
8/29..... Released  
8/30..... Signed  
**ELLIOTT, Ezekiel - RB**  
3/15..... Released  
**EVANS, Rashaan - LB**  
10/12..... Signed to practice squad  
**FANT, Princeton - TE**  
5/12..... Signed  
8/29..... Released  
8/30..... Signed to practice squad  
**FARNIOK, Matt - G**  
8/29..... Released  
**FEDER, Ryan**  
2/24..... Named Game Management/Off. Assistant  
**FEHOKO, Simi - WR**  
8/29..... Released

**FEHOKO, Viliami - DE**  
4/29..... Drafted in the fourth round  
**FLOYD, Sharrif**  
2/24..... Named Quality Control/Asst. DL Coach  
**FOWLER, Dante - DE**  
3/22..... Signed  
**GILMORE, Stephen - CB**  
3/14..... Acquired in trade with Indianapolis  
**GLASER, Chris - G**  
10/23..... Signed to practice squad  
**GOODWIN, C.J. - CB**  
3/17..... Signed  
8/29..... Released  
8/30..... Signed to practice squad  
9/23..... Signed  
10/16..... Placed on Reserve/Injured  
**GREEN, Seth - TE**  
1/26..... Signed as a Reserve/Future  
8/29..... Released  
**GRIER, Will - QB**  
8/29..... Released  
**HANKINS, Johnathan - DT**  
4/4..... Signed  
**HARLOW, Sean - G**  
8/31..... Signed to practice squad  
**HARPER, Devin - LB**  
9/28..... Released  
**HARRIGER, Will**  
2/24..... Named Quality Control/Off. Assistant  
**HASLETT, Chase**  
2/24..... Named Assistant Tight Ends Coach  
**HENDERSHOT, Peyton - TE**  
10/12..... Placed on Reserve/Injured  
**HOFFMAN, Brock - C**  
1/23..... Signed as a Reserve/Future  
8/29..... Released  
8/30..... Signed to practice squad  
9/30..... Signed to active roster  
**HOOKE, Malik - S**  
8/5..... Signed a contract extension through 2025  
**HOUSTON, Dennis - WR**  
1/25..... Signed as a Reserve/Future  
8/29..... Released  
**IGBINOGHENE, Noah - CB**  
8/24..... Acquired via trade  
**JEFFERSON, Malik - LB**  
2/8..... Signed as a Reserve/Future  
8/29..... Released  
8/30..... Signed to practice squad  
**JOHNSON, Durrell - DE**  
5/12..... Signed  
8/29..... Released  
8/30..... Signed to practice squad  
**JONES, Buddy - LB**  
10/23..... Signed to practice squad  
**JONES, Mikel - LB**  
10/3..... Signed to practice squad  
10/22..... Released  
**JONES, Ronald - RB**  
3/21..... Signed  
8/29..... Placed on Reserve/Suspended  
9/18..... Released  
**LANCE, Trey - QB**  
8/26..... Acquired via trade  
**LAND, Isaiah - LB**  
5/12..... Signed  
8/29..... Released  
**LEWIS, Jourdan - CB**  
7/25..... Placed on Active/PUP  
**LINDSTROM, Alec - C**  
1/23..... Signed as a Reserve/Future  
8/29..... Released  
**LUEPKE, Hunter - FB**  
5/12..... Signed  
**MANDELL, D'Angelo - CB**  
5/12..... Signed  
8/29..... Released  
**MATTHEWS, Cannon**  
2/24..... Named Asst. Defensive Backs Coach  
**McKEON, Sean - TE**  
8/29..... Released  
8/30..... Signed to practice squad  
10/12..... Signed to active roster

**McKINLEY, Takk - DE**  
3/22..... Signed  
6/9..... Released  
**OHNEGAN, Pete**  
2/24..... Named Quality Control/Def. Assistant  
**OVERSHOWN, DeMarvion - LB**  
4/28..... Drafted in the third round  
8/29..... Placed on Reserve/Injured  
**PANKEY, Adam - G**  
10/23..... Signed to practice squad  
**POLLARD, Tony - RB**  
3/6..... Designated franchise tag player  
3/23..... Signed franchise tag  
**PREVILON, Willington - DT**  
8/31..... Signed to practice squad  
**PRICE, Billy - C**  
9/27..... Signed to practice squad  
**REDWINE, Sheldrick - DB**  
1/23..... Signed as a Reserve/Future  
8/29..... Released  
8/30..... Signed to practice squad  
**RICHARDS, Asim - T**  
4/29..... Drafted in the fifth round  
**RUSH, Cooper - QB**  
3/17..... Signed  
**SAUBERT, Eric - TE**  
10/23..... Signed to practice squad  
**SCHOONMAKER, Luke - TE**  
4/28..... Drafted in the second round  
7/25..... Placed on Active/NFI  
8/7..... Passed physical  
**SCHOTTENHEIMER, Brian**  
2/24..... Named Offensive Coordinator  
**SCOTT, Eric - CB**  
4/29..... Drafted in the sixth round  
**SIEG, Trent - LS**  
3/22..... Signed  
8/29..... Released  
8/30..... Signed  
**SHEPLEY, Dakota - G**  
10/31..... Signed to practice squad  
**SMITH, Mazi - DT**  
4/27..... Drafted in the first round  
**SOLARI, Mike**  
2/24..... Named Offensive Line Coach  
**STEELE, Terence - T**  
9/4..... Signed a five-year extension  
**STEPHENS, John - TE**  
5/12..... Signed  
8/29..... Placed on Reserve/Injured  
**TAYLOR-PRIOLEAU, Alex - T**  
1/25..... Signed as a Reserve/Future  
8/29..... Released  
8/30..... Signed to practice squad  
10/22..... Released  
**THOMAS, Juanyeh - S**  
1/23..... Signed as a Reserve/Future  
**THOMPSON, Darian**  
2/24..... Named Quality Control/Asst. LB Coach  
**TOLZIEN, Scott**  
2/24..... Named Quarterbacks Coach  
**VANDER ESCH, Leighton - LB**  
3/14..... Signed  
10/16..... Placed on Reserve/Injured  
**VAUGHN, Deuce - RB**  
4/29..... Drafted in the sixth round  
**VIZCAINO, Tristan - K**  
2/22..... Signed  
8/7..... Released  
**WALETZKO, Matt - T**  
8/30..... Placed on Reserve/Injured  
**WHEAT, Tyrus - LB**  
5/12..... Signed  
8/29..... Released  
8/30..... Signed to practice squad  
10/16..... Signed to active roster  
**WILSON, Donovan - S**  
3/14..... Signed  
**WRIGHT, Nahshon - CB**  
8/30..... Placed on Reserve/Injured  
10/12..... Designated for Return  
10/16..... Activated from Reserve/Injured



**TEAM AND INDIVIDUAL STATS**

2023 DALLAS COWBOYS STATISTICS

WON 5, LOST 3				
9/10	W	40-0	at N.Y. Giants	80,809
9/17	W	30-10	N.Y. Jets	93,689
9/24	L	16-28	at Arizona	62,915
10/1	W	38-3	New England	93,719
10/8	L	10-42	at San Francisco	71,617
10/16	W	20-17	at L.A. Chargers	70,240
10/29	W	43-20	L.A. Rams	93,448
11/5	L	23-28	at Philadelphia	69,879

2023 TEAM STATISTICS			DAL	OPP.
FIRST DOWNS				
			171	134
	Rushing		50	44
	Passing		102	69
	Penalty		19	21
	Third Down-Made/Att	53/113	37/101	
	Third Down Efficiency	46.9%	36.6%	
	Fourth Down-Made/Att	6/13	8/15	
	Fourth Down Efficiency	46.2%	53.3%	
TOTAL NET YARDS				
			2,772	2,304
	Avg. Per Game		346.5	288.0
	Total Plays		525	464
	Avg. Per Play		5.3	5.0
NET YARDS RUSHING				
			893	871
	Avg. Per Game		111.6	108.9
	Total Rushes		229	218
	Avg. Per Rush		3.9	4.0
NET YARDS PASSING				
			1,879	1,433
	Avg. Per Game		234.9	179.1
	Sacked/Yards Lost	23/163	21/134	
	Gross Yards		2,042	1,567
	Attempts/Completions	273/192	225/137	
	Pct. of Completion	70.3%	60.9%	
	Had Intercepted		5	9
PUNTS/AVERAGE				
			23/50.1	33/47.0
	Net Punting Average		44.6	43.4
PUNT RETURN/AVG.				
			12/6.5	13/8.2
KICKOFF RETURN/AVG.				
			11/24.0	1/28.0
INTERCEPTION RETURN/AVG.				
			9/17.3	5/13.4
PENALTIES/YARDS				
			60/461	54/467
FUMBLES/BALL LOST				
			8/3	11/4
TOUCHDOWNS				
			23	18
	Rushing		5	7
	Passing		13	11
	Returns		5	0
EXTRA POINTS/ATTEMPTS				
			19/20	14/14
TWO POINT CONVERSION/ATT.				
			2/3	1/4
FIELD GOALS/ATTEMPTS				
			19/19	8/11
AVG. TIME OF POSSESSION				
			32:03	27:57

SCORE BY PERIODS	Q1	Q2	Q3	Q4	OT	PTS
TEAM	67	82	25	46	0	220
OPPONENTS	36	49	32	31	0	148

SCORING	TD	RU	PA	RT	PAT	FG	2PT	S	PTS
B. Aubrey	0	0	0	0	19/20	19/19	0	0	76
D. Bland	3	0	0	3	0/0	0/0	0	0	18
J. Ferguson	3	0	3	0	0/0	0/0	0	0	18
C. Lamb	3	0	3	0	0/0	0/0	0	0	18
K. Turpin	3	1	2	0	0/0	0/0	0	0	18
T. Pollard	2	2	0	0	0/0	0/0	1	0	14
B. Cooks	2	0	2	0	0/0	0/0	0	0	12
R. Dowdle	1	0	1	0	0/0	0/0	0	0	6
N. Igbinoghene	1	0	0	1	0/0	0/0	0	0	6
H. Luepke	1	1	0	0	0/0	0/0	0	0	6
D. Prescott	1	1	0	0	0/0	0/0	0	0	6
L. Schoonmaker	1	0	1	0	0/0	0/0	0	0	6
J. Tolbert	1	0	1	0	0/0	0/0	0	0	6
L. Vander Esch	1	0	0	1	0/0	0/0	0	0	6
C. Golston	0	0	0	0	0/0	0/0	1	0	2
S. Williams	0	0	0	0	0/0	0/0	0	1	2
TEAM	23	5	13	5	19/20	19/19	2	1	220
OPPONENTS	18	7	11	0	14/14	8/11	1	0	148

2-Pt Conv: C. Golston 1, T. Pollard 1, D. Prescott 0, TM 2-3, OPP 1-4

SACKS: M. Parsons 7.5, D. Armstrong 3.5, O. Odighizuwa 3.0, S. Williams 2.0, D. Lawrence 2.0, D. Fowler 1.0, J. Kearse 1.0, C. Golston 1.0, TM 21.0, OPP 23.0

FUM/LOST: C. Lamb 2/1, T. Pollard 2/1, J. Tolbert 1/1, B. Cooks 1/0, D. Prescott 1/0, K. Turpin 1/0, TM 8/3, OPP 11/4

PASSING	ATT	CMP	YDS	CMP%	YDS/ATT	TD	TD%	INT	INT%	LONG	SACK/LOST	RATING
D. Prescott	265	186	2,011	70.2	7.6	13	4.9	5	1.9	60	22/155	100.7
C. Rush	8	6	31	75.0	3.9	0	0.0	0	0.0	13	1/8	80.7
B. Anger	1	1	0	100.0	0.0	0	0.0	0	0.0	00	0/0	79.2
TEAM	274	193	2,042	70.4	7.5	13	4.7	5	1.8	60	23.0/163	100.0
OPPONENTS	225	137	1,567	60.9	7.0	11	4.9	9	4.0	69	21.0/134	81.5

RUSHING	NO.	YDS	AVG	LONG	TD
T. Pollard	120	474	4.0	31	2
R. Dowdle	35	133	3.8	10	0
D. Prescott	29	118	4.1	18t	1
K. Turpin	7	66	9.4	46	1
D. Vaughn	20	40	2.0	13	0
C. Lamb	4	33	8.3	12	0
B. Cooks	3	23	7.7	14	0
H. Luepke	3	13	4.3	9	1
P. Hendershot	1	0	0.0	0	0
C. Rush	7	-7	-1.0	0	0
TEAM	229	893	3.9	46	5
OPPONENTS	218	871	4.0	45t	7

RECEIVING	NO.	YDS	AVG	LONG	TD
C. Lamb	57	824	14.5	49	3
J. Ferguson	32	328	10.3	40	3
M. Gallup	22	243	11.0	29	0
T. Pollard	29	190	6.6	60	0
B. Cooks	17	165	9.7	25t	2
J. Tolbert	10	120	12.0	32	1
K. Turpin	7	69	9.9	26t	2
R. Dowdle	7	57	8.1	17	1
L. Schoonmaker	3	14	4.7	13	1
D. Vaughn	5	19	3.8	11	0
H. Luepke	2	10	5.0	12	0
P. Hendershot	1	3	3.0	3	0
S. McKeon	0	0	0.0	0	0
TEAM	192	2,042	10.6	60	13
OPPONENTS	137	1,567	11.4	69	11

INTERCEPTIONS	NO.	YDS	AVG	LONG	TD
D. Bland	4	116	29.0	54t	3
S. Gilmore	2	0	0.0	0	0
J. Kearse	1	32	32.0	32	0
T. Diggs	1	8	8.0	8	0
M. Hooker	1	0	0.0	0	0
TEAM	9	156	17.3	54t	3
OPPONENTS	5	67	13.4	26	0

PUNTING	NO.	YDS	AVG	NET	TB	IN	LG	B
B. Anger	23	1,153	50.1	44.6	1	8	57	0
TEAM	23	1,153	50.1	44.6	1	8	57	0
OPPONENTS	33	1,552	47.0	43.4	0	8	62	1

PUNT RETURNS	RET	FC	YDS	AVG	LONG	TD
K. Turpin	10	11	68	6.8	15	0
D. Vaughn	1	0	10	10.0	10	0
J. Tolbert	1	0	0	0.0	0	0
TEAM	12	11	78	6.5	15	0
OPPONENTS	13	7	107	8.2	26	0

KICKOFF RETURNS	NO.	YDS	AVG	LONG	TD
K. Turpin	6	190	31.7	63	0
R. Dowdle	4	74	18.5	31	0
H. Luepke	1	0	0.0	0	0
TEAM	11	264	24.0	63	0
OPPONENTS	1	28	28.0	28	0

FIELD GOALS	1-19	20-29	30-39	40-49	50+
B. Aubrey	0/0	8/8	6/6	1/1	4/4
TEAM	0/0	8/8	6/6	1/1	4/4
OPPONENTS	0/0	2/2	3/4	2/3	1/2

B. Aubrey: (21, 38) (35, 21, 55, 26, 30) (49, 27, 26) (23, 23, 33) (50) (32, 39) (58, 27) (51)

OPP: (45B, 36WL) (34) (39, 43, 62) (29, 52WR) () (24) (33, 47) ()



2023 DALLAS COWBOYS DEFENSIVE STATISTICS

RNK	PLAYER	TKL	AST	TOTAL	SACKS/YDS	TFL/YDS	QBPR	FR	FF	INT/YDS	PD
1.	Clark, Damone	35	21	56		2/-3	3				
2.	Bell, Markquese	29	15	44		1/-5	1		1		1
3.	Kearse, Jayron	25	12	37	1.0/-2	2/-7	3			1/32	3
4.	Vander Esch, Leighton	18	17	35		1/-2	2	1			
5.	Hooker, Malik	18	15	33		1/-1			1	1/0	2
6.	Gilmore, Stephon	27	5	32						2/0	7
7.	Bland, DaRon	24	8	32		1/-3	2			4/116	10
8.	Wilson, Donovan	21	11	32		1/-5	2				
9.	Odighizuwa, Osa	14	18	32	3.0/-18	2/-5	17				
10.	Parsons, Micah	14	13	27	7.5/-62	4/-9	43	1	1		2
11.	Lawrence, DeMarcus	12	11	23	2.0/-10	3/-7	24				2
12.	Hankins, Johnathan	6	12	18			1				2
13.	Lewis, Jourdan	10	7	17		1/-1		1	1		1
14.	Armstrong, Dorance	5	10	15	3.5/-18	1/-2	12				
15.	Golston, Chauncey	3	8	11	1.0/-9		6		1		
16.	Smith, Mazi	3	4	7		1/-2	1				
17.	Williams, Sam	2	5	7	2.0/-15		8		1		
18.	Diggs, Trevon	4	2	6					1	1/8	3
19.	Gallimore, Neville	3	2	5		1/-2	4				1
	Thomas, Juanyeh	3	2	5			1				1
21.	Fowler, Dante	3	0	3	1.0/0	2/-7	13		1		3
22.	Jefferson, Malik	1	1	2		1/-4					
23.	Goodwin, C.J.	0	2	2							
	Harper, Devin	0	2	2							
25.	Evans, Rashaan	1	0	1							
	Wheat, Tyrus	1	0	1							
27.	Mukuamu, Israel										1

Ast=Assist, TFL=Tackle for a Loss, QBPR=Pressures, Int=Interception, FR=Fumble Recovery, FF=Forced Fumble, PD=Pass Defense

2023 COWBOYS SPECIAL TEAMS						
RNK	PLAYER	S	A	TOT	FF	FR
1.	Goodwin, C.J.	3	0	3		
2.	Clark, Damone	2	0	2		
	Tolbert, Jalen	2	0	2		
4.	Luepke, Hunter	1	1	2		
5.	Anger, Bryan	1	0	1		
	Harper, Devin	1	0	1		
	Jefferson, Malik	1	0	1		
	Sieg, Trent	1	0	1		
	Williams, Sam	1	0	1		1
10.	Mukuamu, Israel	0	1	1		
	Wright, Nahshon	0	1	1		
12.	Thomas, Juanyeh	0	0	0		1

DEFENSIVE STATS BY RANK							
PRESSURES		SACKS		TACKLES FOR LOSS		INTERCEPTIONS	
PLAYER	NO	PLAYER	NO	PLAYER	NO	PLAYER	NO
1. M. Parsons	43	1. M. Parsons	7.5	1. M. Parsons	4	1. D. Bland	4
2. D. Lawrence	24	2. D. Armstrong	3.5	2. D. Lawrence	3	2. S. Gilmore	2
3. O. Odighizuwa	17	3. O. Odighizuwa	3.0	3. D. Clark	2	3. T. Diggs	1
4. D. Fowler	13	4. D. Lawrence	2.0	D. Fowler	2	M. Hooker	1
5. D. Armstrong	12	S. Williams	2.0	J. Kearse	2	J. Kearse	1
FORCED FUMBLES		FUMBLE RECOVERIES		PASSES DEFENSED			
PLAYER	NO	PLAYER	NO	PLAYER	NO		
1. M. Bell	1	1. J. Lewis	1	1. D. Bland	10		
T. Diggs	1	I. Mukuamu	1	2. S. Gilmore	7		
D. Fowler	1	M. Parsons	1	3. T. Diggs	3		
C. Golston	1	L. Vander Esch	1	D. Fowler	3		
M. Hooker	1			J. Kearse	3		

# 2023 TEAM STATS

## COWBOYS

		FIRST DOWNS				TOTAL OFF.			RUSHING			-----PASSING-----					INT BY DAL			PUNTS	PUNT RETURNS				KO RETURNS			PEN.	FUM.	-----SCORING-----								T.O.P.
		T	R	Pa	Pe	YDS	PLYS	AVG	YDS	ATT	AVG	YDS	SK/YD	ATT	COM	I	NO	YDS	TD	NO-AVG	NO	YDS	FC	TD	NO	YDS	TD	NO-YDS	NO/LT	TD	TDr	TDp	TDrt	PAT	2-PT	FG		
9/10	@ N.Y. Giants	18	7	8	3	265	55	4.8	122	30	4.1	143	0 / 0	25	13	0	2	22	1	3 - 48.7	2	17	0	0	0	0	0	5 - 35	1/0	5	3	0	2	4/5	0/0	2/2	26:32	
9/17	N.Y. JETS	26	8	16	2	382	83	4.6	134	44	3.0	248	1 / 7	38	31	0	3	40	0	3 - 51.7	0	0	4	0	1	0	0	6 - 38	1/0	2	0	2	0	1/1	1/1	5/5	42:15	
9/24	@ Arizona	26	12	11	3	416	75	5.5	185	33	5.6	231	2 / 18	40	25	1	0	0	0	2 - 51.0	1	0	1	0	0	0	0	13 - 107	0/0	1	0	1	0	1/1	0/0	3/3	34:33	
10/1	NEW ENGLAND	22	6	15	1	377	69	5.5	124	30	4.1	253	3 / 28	36	30	0	2	64	1	2 - 56.0	2	13	3	0	0	0	0	5 - 32	2/0	4	1	1	2	3/3	1/1	3/3	35:09	
10/8	@ San Francisco	8	3	5	0	197	49	4.0	57	19	3.0	140	4 / 21	26	16	3	0	0	0	5 - 50.8	1	10	1	0	4	68	0	6 - 60	1/1	1	0	1	0	1/1	0/0	1/1	22:55	
10/16	@ LA Chargers	20	5	12	3	342	61	5.6	96	26	3.7	246	5 / 26	30	21	0	1	0	0	4 - 52.3	2	15	2	0	1	31	0	11 - 85	1/1	2	1	1	0	2/2	0/0	2/2	29:52	
10/29	LA RAMS	24	6	16	2	387	63	6.1	102	26	3.9	285	3 / 22	34	27	1	1	30	1	2 - 46.5	2	0	0	0	3	96	0	4 - 21	0/0	5	0	4	1	5/5	0/0	2/2	35:28	
11/5	@ Philadelphia	27	3	19	5	406	70	5.8	73	21	3.5	333	5 / 41	44	29	0	0	0	9	2 - 41.0	2	23	0	0	2	79	0	10 - 83	2/1	3	0	3	0	2/2	0/1	1/1	29:42	
11/12	N.Y. GIANTS																																					
11/19	@ Carolina																																					
11/23	WASHINGTON																																					
11/30	SEATTLE																																					
12/10	PHILADELPHIA																																					
12/17	@ Buffalo																																					
12/24	@ Miami																																					
12/30	DETROIT																																					
1/7/23	@ Washington																																					
2023 Totals		171	50	102	19	2772	525	5.3	893	229	3.9	1879	23 / 163	273	192	5	9	156	12	23 - 50.1	12	78	11	0	11	274	0	60 - 461	6/2	23	5	13	5	19/20	2/3	19/19	32:05	

3rd DOWN	9/10 @ N.Y. Giants	6/13 46.2%
EFFICIENCY	9/17 N.Y. JETS	9/18 50.0%
	9/24 @ Arizona	9/16 50.0%
	10/1 NEW ENGLAND	8/15 53.3%
	10/8 @ San Francisco	4/11 36.4%

10/16 @ LA Chargers	5/13 38.5%
10/29 LA RAMS	6/12 50.0%
11/5 @ Philadelphia	6/15 40.0%
11/12 N.Y. GIANTS	

11/19 @ Carolina	
11/23 WASHINGTON	
11/30 SEATTLE	
12/10 PHILADELPHIA	

12/17 @ Buffalo	
12/24 @ Miami	
12/30 DETROIT	
1/7/23 @ Washington	

<b>SEASON TOTAL</b>
53 / 113 46.9%

## OPPONENTS

		FIRST DOWNS				TOTAL OFF.			RUSHING			-----PASSING-----					INT BY OPP			PUNTS	PUNT RETURNS				KO RETURNS			PEN.	FUM.	-----SCORING-----								T.O.P.
		T	R	Pa	Pe	YDS	PLYS	AVG	YDS	ATT	AVG	YDS	SK/YD	ATT	COM	I	NO	YDS	TD	NO-AVG	NO	YDS	FC	TD	NO	YDS	TD	NO-YDS	NO/LT	TD	TDr	TDp	TDrt	PAT	2-PT	FG		
9/10	@ N.Y. Giants	14	6	5	3	171	65	2.6	108	28	3.9	63	7 / 47	30	17	2	0	0	0	3 - 53.3	1	7	0	0	0	0	0	6 - 72	5/1	0	0	0	0	0/0	0/0	0/0	33:28	
9/17	N.Y. JETS	12	4	6	2	215	46	4.7	64	16	4.0	151	3 / 19	27	12	3	0	0	0	5 - 48.2	1	7	2	0	0	0	0	5 - 29	1/1	1	0	1	0	1/1	0/0	1/1	17:45	
9/24	@ Arizona	20	8	8	4	400	53	7.5	222	30	7.4	178	2 / 11	21	17	0	1	0	0	2 - 47	2	19	0	0	1	28	0	8 - 69	0/0	3	2	1	0	1/1	0/2	3/3	25:27	
10/1	NEW ENGLAND	10	2	8	0	253	55	4.6	53	23	2.3	200	2 / 7	30	16	2	0	0	0	5 - 45.0	1	-2	1	0	0	0	0	6 - 50	1/1	0	0	0	0	0/0	0/0	1/2	24:51	
10/8	@ San Francisco	25	10	25	3	421	67	6.3	170	41	4.1	251	1 / 2	25	18	0	3	49	0	4 - 46.8	4	39	1	0	0	0	0	6 - 45	1/1	6	2	4	0	6/6	0/0	0/0	37:05	
10/16	@ LA Chargers	18	2	12	4	272	61	4.5	53	23	2.3	219	1 / 8	37	22	1	0	0	0	5 - 40.6	2	38	1	0	0	0	0	9 - 79	0/0	2	0	2	0	2/2	0/0	1/1	30:08	
10/29	LA RAMS	15	5	8	2	280	58	4.8	92	24	3.8	188	2 / 16	32	18	1	1	18	0	5 - 36.6	1	-5	1	0	0	0	0	4 - 25	0/0	2	1	1	0	0/0	1/2	2/2	24:32	
11/5	@ Philadelphia	20	7	10	3	292	59	4.9	109	33	3.3	183	3 / 24	23	17	0	0	0	0	5 - 51.8	1	4	1	0	0	0	0	10 - 98	3/0	4	2	2	0	4/4	0/0	0/0	30:18	
11/12	N.Y. GIANTS																																					
11/19	@ Carolina																																					
11/23	WASHINGTON																																					
11/30	SEATTLE																																					
12/10	PHILADELPHIA																																					
12/17	@ Buffalo																																					
12/24	@ Miami																																					
12/30	DETROIT																																					
1/7/23	@ Washington																																					
2023 Totals		134	44	82	21	2304	464	5.0	871	218	4.0	1433	15 / 134	225	137	9	5	67	0	34 - 45.7	13	107	7	0	1	28	0	54 - 467	11/4	18	7	11	0	14/14	1/4	8/9	24:50	

3rd DOWN	9/10 @ N.Y. Giants	5/16 31.3%
EFFICIENCY	9/17 N.Y. JETS	1/10 10.0%
	9/24 @ Arizona	5/10 50.0%
	10/1 NEW ENGLAND	4/13 30.8%
	10/8 @ San Francisco	6/11 54.5%

10/16 @ LA Chargers	5/14 35.7%
10/29 LA RAMS	4/13 30.8%
11/5 @ Philadelphia	7/14 50.0%
11/12 N.Y. GIANTS	

11/19 @ Carolina	
11/23 WASHINGTON	
11/30 SEATTLE	
12/10 PHILADELPHIA	

12/17 @ Buffalo	
12/24 @ Miami	
12/30 DETROIT	
1/7/23 @ Washington	

<b>SEASON TOTAL</b>
37 / 101 36.6%

TEAM GAME-BY-GAME SCORING

			COWBOYS						OPPONENTS						POINT	OVERALL
DATE	OPPONENT	W/L/T	1ST	2ND	3RD	4TH	OT	TOTAL	1ST	2ND	3RD	4TH	OT	TOTAL	DIFF	RECORD
9/10	at N.Y. Giants	W	16	10	7	7	--	40	0	0	0	0	--	0	+40	1-0
9/17	N.Y. Jets	W	7	11	6	6	--	30	0	10	0	0	--	10	+20	2-0
9/24	at Arizona	L	3	7	3	3	--	16	9	12	0	7	--	28	-12	2-1
10/1	New England	W	10	18	3	7	--	38	3	0	0	0	--	3	+35	3-1
10/8	at San Francisco	L	0	7	3	0	--	10	7	14	7	14	--	42	-32	3-2
10/16	at L.A. Chargers	W	7	3	0	10	--	20	7	0	3	7	--	17	+3	4-2
10/29	L.A. Rams	W	17	16	3	7	--	43	3	6	8	3	--	20	+23	5-2
11/5	at Philadelphia	L	7	10	0	6	--	23	7	7	14	0	--	28	-5	5-3
11/12	N.Y. Giants															
11/19	at Carolina															
11/23	Washington															
11/30	Seattle															
12/10	Philadelphia															
12/17	at Buffalo															
12/24	at Miami															
12/30	Detroit															
1/7	at Washington															
	2023 TOTALS	5-3	67	82	25	46	--	220	36	49	32	31	--	148	72	5-3
	AVG/GAME		8.4	10.3	3.1	5.8	--	27.5	4.5	6.1	4.0	3.9	--	18.5	9.0	



## 2023 SNAP COUNT

		9/10	9/17	9/24	10/1	10/8	10/16	10/29	11/5	11/12	11/19	11/23	11/30	12/10	12/17	12/24	12/30	1/7	Total	Pct.
	OFFENSE	@ NYG	NYJ	@ ARI	NE	@ SF	@ LAC	LAR	@ PHI	NYG	@ CAR	WAS	SEA	PHI	@ BUF	@ MIA	DET	@ Was	Snaps	Snaps
QB	Total Plays-Off-Pct	58 - PCT	87 - PCT	81 - PCT	70 - PCT	49 - PCT	64 - PCT	65 - PCT	75 - PCT										549 - PCT	
	4 Dak Prescott	51 - 87.9%	87 - 100.0%	81 - 100.0%	63 - 90.0%	39 - 79.6%	64 - 100.0%	56 - 86.2%	75 - 100.0%										516 - 94.0%	
	10 Cooper Rush	7 - 12.1%	0 - 0.0%	0 - 0.0%	7 - 10.0%	10 - 20.4%	0 - 0.0%	9 - 13.8%	0 - 0.0%										33 - 6.0%	
	15 Trey Lance																		0 - 0.0%	
RB	20 Tony Pollard	37 - 63.8%	56 - 64.4%	70 - 86.4%	37 - 52.9%	34 - 69.4%	51 - 79.7%	42 - 64.6%	58 - 77.3%										385 - 70.1%	
	23 Rico Dowdle	9 - 15.5%	18 - 20.7%	11 - 13.6%	6 - 8.6%	10 - 20.4%	10 - 15.6%	23 - 35.4%	14 - 18.7%										101 - 18.4%	
	40 Hunter Luepke	4 - 6.9%	18 - 20.7%	8 - 9.9%	14 - 20.0%	6 - 12.2%	8 - 12.5%	6 - 9.2%	5 - 6.7%										69 - 12.6%	
	42 Deuce Vaughn	8 - 13.8%	13 - 14.9%	0 - 0.0%	22 - 31.4%	5 - 10.2%													48 - 8.7%	
WR	3 Brandin Cooks	34 - 58.6%	65 - 80.2%	49 - 70.0%	32 - 65.3%	50 - 78.1%	40 - 61.5%	58 - 77.3%											328 - 59.7%	
	9 KaVontae Turpin	11 - 19.0%	16 - 18.4%	2 - 2.5%	21 - 30.0%	2 - 4.1%	2 - 3.1%	11 - 16.9%	13 - 17.3%										78 - 14.2%	
	13 Michael Gallup	39 - 67.2%	63 - 72.4%	56 - 69.1%	37 - 52.9%	40 - 81.6%	45 - 70.3%	33 - 50.8%	36 - 48.0%										349 - 63.6%	
	18 Jalen Tolbert	16 - 27.6%	59 - 67.8%	14 - 17.3%	24 - 34.3%	22 - 44.9%	15 - 23.4%	29 - 44.6%	31 - 41.3%										210 - 38.3%	
	83 Jalen Brooks		15 - 17.2%			5 - 7.8%													20 - 3.6%	
	88 CeeDee Lamb	46 - 79.3%	63 - 72.4%	67 - 82.7%	44 - 62.9%	34 - 69.4%	54 - 84.4%	53 - 81.5%	70 - 93.3%										431 - 78.5%	
TE	47 Eric Saubert						0 - 0.0%												0 - 0.0%	
	84 Sean McKeon				18 - 25.7%	6 - 12.2%	8 - 12.5%	11 - 16.9%	9 - 12.0%										52 - 9.5%	
	86 Luke Schoonmaker	16 - 27.6%	31 - 35.6%	19 - 23.5%	39 - 55.7%	20 - 40.8%	17 - 26.6%	25 - 38.5%	12 - 16.0%										179 - 32.6%	
	87 Jake Ferguson	42 - 72.4%	52 - 59.8%	56 - 69.1%	39 - 55.7%	34 - 69.4%	55 - 85.9%	52 - 80.0%	67 - 89.3%										397 - 72.3%	
	89 Peyton Hendershot	28 - 48.3%	31 - 35.6%	37 - 45.7%															96 - 17.5%	
OL	63 Tyler Biadasz	51 - 87.9%	87 - 100.0%	81 - 100.0%	63 - 90.0%	30 - 61.2%	64 - 100.0%	59 - 90.8%	75 - 100.0%										429 - 78.1%	
	66 T.J. Bass	9 - 15.5%	42 - 48.3%	81 - 100.0%	16 - 22.9%	10 - 20.4%	0 - 0.0%	9 - 13.8%	0 - 0.0%										167 - 30.4%	
	67 Brock Hoffman	7 - 12.1%		81 - 100.0%	7 - 10.0%	19 - 38.8%	0 - 0.0%	6 - 9.2%	0 - 0.0%										120 - 21.9%	
	70 Zack Martin	51 - 87.9%	82 - 94.3%		54 - 77.1%	39 - 79.6%	64 - 100.0%	56 - 86.2%	75 - 100.0%										421 - 76.7%	
	71 Chuma Edoga	56 - 96.6%	45 - 51.7%	81 - 100.0%	63 - 90.0%	10 - 20.4%	0 - 0.0%	54 - 83.1%	2 - 2.7%										311 - 56.6%	
	73 Tyler Smith			81 - 100.0%	70 - 100.0%	49 - 100.0%	64 - 100.0%	65 - 100.0%	75 - 100.0%										404 - 73.6%	
	76 Asim Richards	9 - 15.5%	5 - 5.7%	0 - 0.0%	7 - 10.0%			11 - 16.9%	0 - 0.0%										32 - 5.8%	
	77 Tyrone Smith	49 - 84.5%	87 - 100.0%	0 - 0.0%		39 - 79.6%	64 - 100.0%		75 - 100.0%										314 - 57.2%	
	78 Terence Steele	58 - 100.0%	87 - 100.0%	81 - 100.0%	70 - 100.0%	49 - 100.0%	64 - 100.0%	65 - 100.0%	75 - 100.0%										549 - 100.0%	

		9/10	9/17	9/24	10/1	10/8	10/16	10/29	11/5	11/12	11/19	11/23	11/30	12/10	12/17	12/24	12/30	1/7	Total	Pct.
	Defense	@ NYG	NYJ	@ ARI	NE	@ SF	@ LAC	LAR	@ PHI	NYG	@ CAR	WAS	SEA	PHI	@ BUF	@ MIA	DET	@ Was	Snaps	Pct. Snaps
DL	Total Plays-Def-Pct	70 - PCT	47 - PCT	61 - PCT	55 - PCT	71 - PCT	73 - PCT	62 - PCT	62 - PCT										501	- PCT
	54 Sam Williams	34 - 48.6%	19 - 40.4%	10 - 16.4%	16 - 29.1%	20 - 28.2%	12 - 16.4%	21 - 33.9%	12 - 19.4%										144	- 28.7%
	56 Dante Fowler	33 - 47.1%	14 - 29.8%	15 - 24.6%	17 - 30.9%	13 - 18.3%	11 - 15.1%	19 - 30.6%	9 - 14.5%										131	- 26.1%
	58 Mazi Smith	17 - 24.3%	11 - 23.4%	12 - 19.7%	17 - 30.9%	22 - 31.0%	18 - 24.7%	18 - 29.0%	12 - 19.4%										127	- 25.3%
	90 DeMarcus Lawrence	30 - 42.9%	24 - 51.1%	41 - 67.2%	25 - 45.5%	34 - 47.9%	48 - 65.8%	31 - 50.0%	38 - 61.3%										271	- 54.1%
	92 Dorance Armstrong	18 - 25.7%	22 - 46.8%	22 - 36.1%	20 - 36.4%	23 - 32.4%	33 - 45.2%	31 - 50.0%	26 - 41.9%										195	- 38.9%
	93 Vilami Fehoko								0 - 0.0%										0	- 0.0%
	95 Johnathan Hankins	18 - 25.7%	10 - 21.7%	35 - 57.4%	21 - 38.2%	40 - 56.3%	31 - 42.5%	24 - 38.7%	42 - 67.7%										221	- 44.1%
	96 Neville Gallimore	34 - 48.6%	13 - 27.7%	16 - 26.2%	18 - 32.7%	25 - 35.2%	19 - 26.0%	9 - 14.5%	8 - 12.9%										142	- 28.3%
	97 Osa Odighizuwa	27 - 38.6%	24 - 51.1%	33 - 54.1%	30 - 54.5%	38 - 53.5%	45 - 61.6%	39 - 62.9%	40 - 64.5%										276	- 55.1%
99 Chauncey Golston	30 - 42.9%	14 - 29.8%	18 - 29.5%	15 - 27.3%	19 - 26.8%	20 - 27.4%	16 - 25.8%	15 - 24.2%										147	- 29.3%	
LB	11 Micah Parsons	40 - 57.1%	41 - 87.2%	55 - 90.2%	44 - 80.0%	59 - 83.1%	68 - 93.2%	48 - 77.4%	51 - 82.3%										406	- 81.0%
	32 Rashaan Evans							7 - 11.3%	0 - 0.0%										7	- 1.4%
	33 Damone Clark	46 - 65.7%	17 - 36.2%	42 - 68.9%	25 - 45.5%	46 - 64.8%	72 - 98.6%	50 - 80.6%	57 - 91.9%										355	- 70.9%
	46 Malik Jefferson				0 - 0.0%	6 - 8.5%	0 - 0.0%												6	- 1.2%
	50 Devin Harper	3 - 4.3%	0 - 0.0%	0 - 0.0%															3	- 0.6%
	55 Leighton Vander Esch	48 - 68.6%	47 - 100.0%	61 - 100.0%	55 - 100.0%	58 - 81.7%													269	- 53.7%
	91 Tyrus Wheat						5 - 6.8%	3 - 4.8%	0 - 0.0%										8	- 1.6%
DB	1 Jayron Kearse	53 - 75.7%	47 - 100.0%	61 - 100.0%	55 - 100.0%	59 - 83.1%	60 - 82.2%	40 - 64.5%	45 - 72.6%										420	- 83.8%
	2 Jourdan Lewis		10 - 21.3%	34 - 55.7%	31 - 56.4%	30 - 42.3%	65 - 89.0%	62 - 100.0%	45 - 72.6%										277	- 55.3%
	6 Donovan Wilson			32 - 52.5%	31 - 56.4%	55 - 77.5%	55 - 75.3%	44 - 71.0%	52 - 83.9%										269	- 53.7%
	7 Trevon Diggs	54 - 77.1%	47 - 100.0%																101	- 20.2%
	14 Markquese Bell	31 - 44.3%	21 - 44.7%	9 - 14.8%	22 - 40.0%	23 - 32.4%	39 - 53.4%	45 - 72.6%	58 - 93.5%										248	- 49.5%
	19 Noah Igbinoghene	16 - 22.9%	0 - 0.0%	0 - 0.0%	0 - 0.0%	9 - 12.7%	0 0.0%												25	- 5.0%
	21 Stephon Gilmore	54 - 77.1%	47 - 100.0%	60 - 98.4%	55 - 100.0%	70 - 98.6%	73 - 100.0%	59 - 95.2%	62 - 100.0%										480	- 95.8%
	24 Israel Mukuamu	23 - 32.9%	3 - 6.4%				0 - 0.0%	3 - 4.8%	0 - 0.0%										29	- 5.8%
	25 Nahshon Wright						0 - 0.0%	4 - 6.5%	0 - 0.0%										4	- 0.8%
	26 DaRon Bland	55 - 78.6%	26 - 55.3%	59 - 96.7%	43 - 78.2%	59 - 83.1%	73 - 100.0%	58 - 93.5%	62 - 100.0%										435	- 86.8%
	28 Malik Hooker	49 - 70.0%	44 - 93.6%	56 - 91.8%	52 - 94.5%	63 - 88.7%	57 - 78.1%	48 - 77.4%	48 - 77.4%										417	- 83.2%
	29 C.J. Goodwin	16 - 22.9%	0 - 0.0%	0 - 0.0%	0 - 0.0%	0 - 0.0%													16	- 3.2%
	30 Juanyeh Thomas	41 - 58.6%	16 - 34.0%	0 - 0.0%	13 - 23.6%	9 - 12.7%		3 - 4.8%	0 - 0.0%										82	- 16.4%
	37 Eric Scott																		0	- 0.0%

[illegible]

# GAME-BY-GAME PLAYER PARTICIPATION

	AT NYG	NYJ	AT ARI	NE	AT SF	AT LAC	LAR	AT PHI													
PLAYERS	9/10	9/17	9/24	10/1	10/8	10/16	10/29	11/5	11/12	11/19	11/23	11/30	12/10	12/17	12/24	12/30	1/7	GP	GS	DNP	I
Bryan Anger	P	P	P	P	P	P	P	P	-	-	-	-	-	-	-	-	-	8	0	0	0
Dorance Armstrong	P	P	P	P	P	P	P	P	-	-	-	-	-	-	-	-	-	8	0	0	0
Brandon Aubrey	P	P	P	P	P	P	P	P	-	-	-	-	-	-	-	-	-	8	0	0	0
Josh Ball	IR	IR	IR	IR	IR	IR	IR	IR	-	-	-	-	-	-	-	-	-	0	0	0	0
T.J. Bass	P	P	RG	P	P	P	P	P	-	-	-	-	-	-	-	-	-	8	1	0	0
Markquese Bell	P	P	P	P	P	LB	LB	LB	-	-	-	-	-	-	-	-	-	8	3	0	0
Tyler Biadasz	C	C	I	C	C	C	C	C	-	-	-	-	-	-	-	-	-	7	7	0	1
Tyron Billy-Johnson	PS	PS	PS	PS	PS	PS	PS	PS	-	-	-	-	-	-	-	-	-	0	0	0	0
DaRon Bland	P	P	CB	CB	CB	CB	CB	CB	-	-	-	-	-	-	-	-	-	8	6	0	0
Earl Bostick	PS	PS	PS	PS	PS	PS	PS	PS	-	-	-	-	-	-	-	-	-	0	0	0	0
Jalen Brooks	D	P	D	D	D	P	D	D	-	-	-	-	-	-	-	-	-	2	0	0	6
Josh Butler	PS	PS	PS	PS	PS	PS	PS	PS	-	-	-	-	-	-	-	-	-	0	0	0	0
Damone Clark	LB	LB	LB	LB	LB	LB	LB	LB	-	-	-	-	-	-	-	-	-	8	8	0	0
Brandin Cooks	WR	I	WR	WR	WR	WR	WR	P	-	-	-	-	-	-	-	-	-	7	6	0	1
Jalen Cropper	PS	PS	PS	PS	PS	PS	PS	PS	-	-	-	-	-	-	-	-	-	0	0	0	0
Malik Davis	PS	PS	PS	PS	PS	P	PS	PS	-	-	-	-	-	-	-	-	-	1	0	0	0
Trevon Diggs	CB	CB	IR	IR	IR	IR	IR	IR	-	-	-	-	-	-	-	-	-	2	2	0	0
Rico Dowdle	P	P	P	P	P	P	P	P	-	-	-	-	-	-	-	-	-	8	0	0	0
David Durden	IR	IR	IR	IR	IR	IR	IR	IR	-	-	-	-	-	-	-	-	-	0	0	0	0
Chuma Edoga	LG	LG	LT	LT	P	P	LT	P	-	-	-	-	-	-	-	-	-	8	5	0	0
Rashaan Evans	A	A	A	A	A	PS	P	P	-	-	-	-	-	-	-	-	-	2	0	0	0
Princeton Fant	PS	PS	PS	PS	PS	PS	PS	PS	-	-	-	-	-	-	-	-	-	0	0	0	0
Viliami Fehoko	D	D	D	D	D	D	D	D	-	-	-	-	-	-	-	-	-	0	0	0	8
Jake Ferguson	TE	TE	TE	TE	P	TE	TE	TE	-	-	-	-	-	-	-	-	-	8	7	0	0
Dante Fowler	P	P	P	P	P	P	P	P	-	-	-	-	-	-	-	-	-	8	0	0	0
Neville Gallimore	P	P	P	P	P	P	P	P	-	-	-	-	-	-	-	-	-	8	0	0	0
Michael Gallup	WR	WR	WR	WR	WR	WR	WR	WR	-	-	-	-	-	-	-	-	-	8	8	0	0
Stephon Gilmore	CB	CB	CB	CB	CB	CB	CB	CB	-	-	-	-	-	-	-	-	-	8	8	0	0
Chauncey Golston	P	DE	P	DE	P	P	P	P	-	-	-	-	-	-	-	-	-	8	2	0	0
C.J. Goodwin	P	P	P	P	P	P	IR	IR	-	-	-	-	-	-	-	-	-	5	0	0	0
Johnathan Hankins	DT	DT	DT	DT	DT	DT	DT	DT	-	-	-	-	-	-	-	-	-	8	8	0	0
Sean Harlow	PS	PS	P	PS	PS	PS	A	A	-	-	-	-	-	-	-	-	-	1	0	0	0
Devin Harper	P	P	P	A	A	A	A	A	-	-	-	-	-	-	-	-	-	3	0	0	0
Peyton Hendershot	P	P	P	I	I	IR	IR	IR	-	-	-	-	-	-	-	-	-	3	0	0	2
Brock Hoffman	P	P	C	P	P	P	P	P	-	-	-	-	-	-	-	-	-	8	1	0	0
Malik Hooker	S	S	S	S	S	S	S	S	-	-	-	-	-	-	-	-	-	8	8	0	0
Noah Igbinoghene	P	D	P	P	P	D	D	D	-	-	-	-	-	-	-	-	-	4	0	0	4
Malik Jefferson	PS	PS	PS	P	P	P	PS	PS	-	-	-	-	-	-	-	-	-	3	0	0	0
Durrell Johnson	PS	PS	PS	PS	PS	PS	PS	PS	-	-	-	-	-	-	-	-	-	0	0	0	0
Mikel Jones	A	A	A	A	PS	PS	A	A	-	-	-	-	-	-	-	-	-	0	0	0	0
Ronald Jones	R/SUS	R/SUS	A	A	A	A	A	A	-	-	-	-	-	-	-	-	-	0	0	0	0
Jayron Kearse	S	S	S	S	S	S	S	P	-	-	-	-	-	-	-	-	-	8	7	0	0
CeeDee Lamb	WR	WR	WR	WR	WR	WR	WR	WR	-	-	-	-	-	-	-	-	-	8	8	0	0
Trey Lance	I-QB3	I-QB3	I-QB3	I-QB3	I-QB3	I-QB3	I-QB3	I-QB3	-	-	-	-	-	-	-	-	-	0	0	0	8
DeMarcus Lawrence	DE	DE	DE	DE	DE	DE	DE	DE	-	-	-	-	-	-	-	-	-	8	8	0	0
Jourdan Lewis	I	P	P	P	P	P	NCB	NCB	-	-	-	-	-	-	-	-	-	7	2	0	1
Hunter Luepke	P	P	P	P	P	P	P	P	-	-	-	-	-	-	-	-	-	8	0	0	0
Zack Martin	RG	RG	I	RG	RG	RG	RG	RG	-	-	-	-	-	-	-	-	-	7	7	0	1
Sean McKeon	PS	PS	PS	P	P	P	P	P	-	-	-	-	-	-	-	-	-	5	0	0	0
Israel Mukuamu	P	P	D	D	D	P	P	P	-	-	-	-	-	-	-	-	-	5	0	0	3
Osa Odighizuwa	DT	DT	DT	DT	DT	DT	DT	DT	-	-	-	-	-	-	-	-	-	8	8	0	0
DeMarvion Overshown	IR	IR	IR	IR	IR	IR	IR	IR	-	-	-	-	-	-	-	-	-	0	0	0	0
Adam Pankey	A	A	A	A	A	A	A	PS	-	-	-	-	-	-	-	-	-	0	0	0	0
Micah Parsons	DE	LB	DE	LB	DE	DE	DE	DE	-	-	-	-	-	-	-	-	-	8	8	0	0
Tony Pollard	RB	RB	RB	RB	RB	RB	RB	RB	-	-	-	-	-	-	-	-	-	8	8	0	0
Dak Prescott	QB	QB	QB	QB	QB	QB	QB	QB	-	-	-	-	-	-	-	-	-	8	8	0	0
Willington Previlon	PS	PS	PS	PS	PS	PS	PS	PS	-	-	-	-	-	-	-	-	-	0	0	0	0
Billy Price	A	A	A	PS	PS	PS	PS	PS	-	-	-	-	-	-	-	-	-	0	0	0	0
Sheldrick Redwine	PS	PS	PS	PS	PS	PS	PS	PS	-	-	-	-	-	-	-	-	-	0	0	0	0
Asim Richards	P	P	P	P	D	D	P	P	-	-	-	-	-	-	-	-	-	6	0	0	2
Cooper Rush	P	DNP	DNP	P	P	DNP	P	DNP	-	-	-	-	-	-	-	-	-	4	0	4	0
Eric Saubert	A	A	A	A	A	A	P	A	-	-	-	-	-	-	-	-	-	1	0	0	0
Luke Schoonmaker	P	P	P	P	P	P	P	P	-	-	-	-	-	-	-	-	-	8	0	0	0
Eric Scott	D	D	D	D	D	D	D	D	-	-	-	-	-	-	-	-	-	0	0	0	8
Dakoda Shepley	A	A	A	A	A	A	A	PS	-	-	-	-	-	-	-	-	-	0	0	0	0
Trent Sieg	P	P	P	P	P	P	P	P	-	-	-	-	-	-	-	-	-	8	0	0	0
Mazi Smith	P	P	P	P	P	P	P	P	-	-	-	-	-	-	-	-	-	8	0	0	0
Tyler Smith	I	I	LG	LG	LG	LG	LG	LG	-	-	-	-	-	-	-	-	-	6	6	0	2
Tyron Smith	LT	LT	DNP	I	LT	LT	I	LT	-	-	-	-	-	-	-	-	-	5	5	1	2
Terence Steele	RT	RT	RT	RT	RT	RT	RT	RT	-	-	-	-	-	-	-	-	-	8	8	0	0
John Stephens	IR	IR	IR	IR	IR	IR	IR	IR	-	-	-	-	-	-	-	-	-	0	0	0	0
Alex Taylor-Pringleau	PS	PS	PS	PS	PS	PS	A	A	-	-	-	-	-	-	-	-	-	0	0	0	0
Juanyeh Thomas	S	P	P	P	P	I	P	P	-	-	-	-	-	-	-	-	-	7	1	0	1
Jalen Tolbert	P	WR	P	P	WR	P	P	WR	-	-	-	-	-	-	-	-	-	8	3	0	0
KaVontae Turpin	P	P	P	P	P	P	P	P	-	-	-	-	-	-	-	-	-	8	0	0	0
Leighton Vander Esch	LB	LB	LB	LB	LB	IR	IR	IR	-	-	-	-	-	-	-	-	-	5	5	0	0
Deuce Vaughn	P	P	P	P	P	D	D	D	-	-	-	-	-	-	-	-	-	5	0	0	3
Matt Waletzko	IR	IR	IR	IR	IR	IR	IR	IR	-	-	-	-	-	-	-	-	-	0	0	0	0
Tyrus Wheat	PS	PS	PS	PS	PS	P	P	P	-	-	-	-	-	-	-	-	-	3	0	0	0
Sam Williams	P	P	P	P	P	P	P	P	-	-	-	-	-	-	-	-	-	8	0	0	0
Donovan Wilson	I	I	S	P	S	S	P	S	-	-	-	-	-	-	-	-	-	6	4	0	2
Nahshon Wright	IR	IR	IR	IR	IR	P	P	P	-	-	-	-	-	-	-	-	-	3	0	0	0

## LEGEND:

Position abbreviation indicated start, P=Played, D=Inactive, I=Inactive/Injured, I-QB3=Inactive - QB3, DNP=Did Not Play, PS=Practice Squad, IR=Reserve/Injured, R/SUS=Reserve/Suspended, A=Not on Roster, A=With Other Team

## 2023/2022 STATISTICAL COMPARISON

COWBOYS OFFENSE	2023	2022	DIFFERENCE
Wins	5	6	-1
Losses	3	2	1
Points Scored	220	183	<b>37</b>
Touchdowns	23	20	<b>3</b>
Field Goals Made	19	15	<b>4</b>
Field Goals Attempted	19	17	<b>2</b>
Field Goal Percentage	100.0%	88.2%	<b>11.8%</b>
Third Down Efficiency	46.9%	37.8%	<b>9.1%</b>
Net Yards per Game	346.5	322.1	<b>24.4</b>
<i>NFL Rank -- Net Yds. per Game</i>	13	24	<b>-11</b>
Average Plays per Game	65.6	59.3	<b>6.4</b>
Average Yards per Play	5.3	5.4	-0.2
Rushing Yards per Game	111.6	131.5	-19.9
<i>NFL Rank -- Rush Yds. per Game</i>	16	11	<b>5</b>
Average Yards per Rush	3.9	4.7	-0.8
Rushing Attempts per Game	28.6	28.1	<b>0.5</b>
Rushing Touchdowns	5	10	-5
Net Passing Yards per Game	234.9	190.6	<b>44.3</b>
<i>NFL Rank -- Net Pass Yds. per Game</i>	11	26	<b>-15</b>
Yards per Pass Attempt	7.5	6.8	<b>0.7</b>
Passing Attempts	273	237	<b>36</b>
Passing Completions	192	144	<b>48</b>
Completion Percentage	70.3%	60.8%	<b>9.6%</b>
Passing Touchdowns	13	8	<b>5</b>
Interceptions Thrown	5	5	0
Sacks Allowed	23	12	11
Fumbles	8	5	3
Fumbles Lost	3	2	1
Penalties	60	55	5
Penalty Yards	461	418	43
Gross Punting Average	50.1	48.5	<b>1.6</b>
Net Punting Average	45.9	40.2	<b>5.7</b>
Punt Return Average	6.5	14.7	-8.2
Kickoff Return Average	24.0	24.2	-0.2

COWBOYS DEFENSE (OPPONENT)	2023	2022	DIFFERENCE
Points Allowed	148	133	15
Total Touchdowns Allowed	18	12	6
Field Goals Made	8	17	-9
Field Goals Attempted	11	20	-9
Field Goal Percentage	72.7%	85.0%	<b>-12.3%</b>
Third Down Efficiency	36.6%	35.7%	0.9%
Net Yards per Game	288.0	313.5	<b>-25.5</b>
<i>NFL Rank -- Net Yds. per Game</i>	4	7	<b>-3</b>
Average Plays per Game	58.0	65.8	<b>-7.8</b>
Average Yards per Play	5.0	4.8	0.2
Rushing Yards per Game	108.9	135.1	<b>-26.3</b>
<i>NFL Rank -- Rush Yds. per Game</i>	15	25	<b>-10</b>
Average Yards per Rush	4.0	4.7	<b>-0.7</b>
Rushing Attempts per Game	27.3	29.0	<b>-1.8</b>
Rushing Touchdowns Allowed	7	4	3
Net Passing Yards per Game	179.1	178.4	0.8
<i>NFL Rank -- Net Pass Yds. per Game</i>	6	4	<b>2</b>
Yards per Pass Attempt	7.0	6.3	0.7
Passing Attempts	225	261	<b>-36</b>
Passing Completions	137	170	<b>-33</b>
Completion Percentage	60.9%	65.1%	<b>-4.2%</b>
Passing Touchdowns Allowed	11	8	3
Interceptions	9	7	<b>2</b>
Sacks	21	33	-12
Fumbles Caused	11	11	0
Fumbles Recovered	4	6	-2
Penalties	54	50	<b>4</b>
Penalty Yards	467	392	<b>75</b>
Gross Punting Average	45.6	45.6	0.1
Net Punting Average	41.3	39.9	1.3
Punt Return Average	8.2	8.0	0.2
Kickoff Return Average	28.0	20.0	8.0

Bold indicates Cowboys improvement



# GAME-BY-GAME STARTERS AND INACTIVES

## 2023 REGULAR SEASON

### OFFENSE

DATE	OPPONENT	WR	LT	LG	C	RG	RT	TE	WR	WR	WR	QB	RB
9/10	at N.Y. Giants	B. Cooks	T. Smith	C. Edoga	T. Biadasz	Z. Martin	T. Steele	J. Ferguson		M. Gallup	C. Lamb	D. Prescott	T. Pollard
9/17	N.Y. Jets	M. Gallup	T. Smith	C. Edoga	T. Biadasz	Z. Martin	T. Steele	J. Ferguson		J. Tolbert	C. Lamb	D. Prescott	T. Pollard
9/24	at Arizona	B. Cooks	C. Edoga	T. Smith	B. Hoffman	<u>T. Bass</u>	T. Steele	J. Ferguson		M. Gallup	C. Lamb	D. Prescott	T. Pollard
10/1	New England	B. Cooks	C. Edoga	T. Smith	T. Biadasz	Z. Martin	T. Steele	J. Ferguson		M. Gallup	C. Lamb	D. Prescott	T. Pollard
10/8	at San Francisco	B. Cooks	T. Smith	T. Smith	T. Biadasz	Z. Martin	T. Steele		J. Tolbert	M. Gallup	C. Lamb	D. Prescott	T. Pollard
10/16	at L.A. Chargers	B. Cooks	T. Smith	T. Smith	T. Biadasz	Z. Martin	T. Steele	J. Ferguson		M. Gallup	C. Lamb	D. Prescott	T. Pollard
10/29	L.A. Rams	B. Cooks	C. Edoga	T. Smith	T. Biadasz	Z. Martin	T. Steele	J. Ferguson		M. Gallup	C. Lamb	D. Prescott	T. Pollard
11/5	at Philadelphia	M. Gallup	T. Smith	T. Smith	T. Biadasz	Z. Martin	T. Steele	J. Ferguson		J. Tolbert	C. Lamb	D. Prescott	T. Pollard
11/12	N.Y. Giants												
11/19	at Carolina												
11/23	Washington												
11/30	Seattle												
12/10	Philadelphia												
12/17	at Buffalo												
12/24	at Miami												
12/30	Detroit												
1/7	at Washington												

## 2023 REGULAR SEASON

### DEFENSE

DATE	OPPONENT	DE	DT	DT	DE	LB	LB	LB	CB	NCB	CB	S	S	S
9/10	at N.Y. Giants	D. Lawrence	J. Hankins	O. Odighizuwa	M. Parsons	L. Vander Esch	D. Clark		S. Gilmore		T. Diggs	J. Kears	M. Hooker	J. Thomas
9/17	N.Y. Jets	D. Lawrence	J. Hankins	O. Odighizuwa	C. Golston	L. Vander Esch	D. Clark	M. Parsons	S. Gilmore		T. Diggs	J. Kears	M. Hooker	
9/24	at Arizona	D. Lawrence	J. Hankins	O. Odighizuwa	M. Parsons	L. Vander Esch	D. Clark		S. Gilmore		D. Bland	J. Kears	M. Hooker	D. Wilson
10/1	New England	D. Lawrence	J. Hankins	O. Odighizuwa	C. Golston	L. Vander Esch	D. Clark	M. Parsons	S. Gilmore		D. Bland	J. Kears	M. Hooker	
10/8	at San Francisco	D. Lawrence	J. Hankins	O. Odighizuwa	M. Parsons	L. Vander Esch	D. Clark		S. Gilmore		D. Bland	J. Kears	M. Hooker	D. Wilson
10/16	at L.A. Chargers	D. Lawrence	J. Hankins	O. Odighizuwa	M. Parsons	M. Bell	D. Clark		S. Gilmore		D. Bland	J. Kears	M. Hooker	D. Wilson
10/29	L.A. Rams	D. Lawrence	J. Hankins	O. Odighizuwa	M. Parsons	M. Bell	D. Clark		S. Gilmore	J. Lewis	D. Bland	J. Kears	M. Hooker	
11/5	at Philadelphia	D. Lawrence	J. Hankins	O. Odighizuwa	M. Parsons	M. Bell	D. Clark		S. Gilmore	J. Lewis	D. Bland	D. Wilson	M. Hooker	
11/12	N.Y. Giants													
11/19	at Carolina													
11/23	Washington													
11/30	Seattle													
12/10	Philadelphia													
12/17	at Buffalo													
12/24	at Miami													
12/30	Detroit													
1/7	at Washington													

Rookies underlined.

## 2023 REGULAR SEASON INACTIVES

DATE	OPPONENT	1	2	3	4	5	6	7
9/10	at N.Y. Giants	<u>J. Brooks</u>	<u>V. Fehoko</u>	T. Lance-*	J. Lewis-I	<u>E. Scott</u>	Tyler Smith-I	D. Wilson-I
9/17	N.Y. Jets	B. Cooks-I	<u>V. Fehoko</u>	N. Igbinoghene	T. Lance-*	<u>E. Scott</u>	Tyler Smith-I	D. Wilson-I
9/24	at Arizona	T. Biadasz-I	<u>J. Brooks</u>	<u>V. Fehoko</u>	T. Lance-*	Z. Martin-I	I. Mukuamu	<u>E. Scott</u>
10/1	New England	<u>J. Brooks</u>	<u>V. Fehoko</u>	P. Hendershot-I	T. Lance-*	I. Mukuamu	<u>E. Scott</u>	Tyron Smith-I
10/8	at San Francisco	<u>J. Brooks</u>	<u>V. Fehoko</u>	P. Hendershot-I	T. Lance-*	I. Mukuamu	<u>A. Richards</u>	<u>E. Scott</u>
10/16	at L.A. Chargers	<u>V. Fehoko</u>	N. Igbinoghene	T. Lance-*	<u>A. Richards</u>	<u>E. Scott</u>	J. Thomas-I	<u>D. Vaughn</u>
10/29	L.A. Rams	<u>J. Brooks</u>	<u>V. Fehoko</u>	N. Igbinoghene	T. Lance-*	<u>E. Scott</u>	Tyron Smith-I	<u>D. Vaughn</u>
11/5	at Philadelphia	<u>J. Brooks</u>	<u>V. Fehoko</u>	N. Igbinoghene	T. Lance-*	<u>E. Scott</u>	<u>D. Vaughn</u>	
11/12	N.Y. Giants							
11/19	at Carolina							
11/23	Washington							
11/30	Seattle							
12/10	Philadelphia							
12/17	at Buffalo							
12/24	at Miami							
12/30	Detroit							
1/7	at Washington							

Underline denotes rookie, "I" denotes injury, "\*" denotes QB3

# GAME-BY-GAME ELEVATIONS

Date	Opponent	STANDARD ELEVATION	
9/10	@ N.Y. Giants	CB, C.J. Goodwin	C, Brock Hoffman
9/17	N.Y. Jets	CB, C.J. Goodwin	C, Brock Hoffman
9/24	@ Arizona	C, Sean Harlow	C, Brock Hoffman
10/1	New England	LB, Malik Jefferson	TE, Sean McKeon
10/8	@ San Francisco	LB, Malik Jefferson	TE, Sean McKeon
10/16	@ LA Chargers	RB, Malik Davis	LB, Malik Jefferson
10/29	LA Rams	LB, Rashaan Evans	TE, Eric Saubert
11/5	@ Philadelphia	LB, Rashaan Evans	
11/12	N.Y. GIANTS		
11/19	@ Carolina		
11/23	Washington		
11/30	Seattle		
12/10	Philadelphia		
12/17	@ Buffalo		
12/24	@ Miami		
12/30	Detroit		
1/7/23	@ Washington		



**NON-MEDIA GUIDE BIOS**





ONE COWBOYS WAY ★ FRISCO, TEXAS 75034 ★ P: 972.497.4959 ★ WWW.DALLASCOWBOYS.COM

## 2023 NON-MEDIA GUIDE BIOS

**BRANDON AUBREY**  
17 • Kicker  
6-3 • 208 • 3/14/95  
Notre Dame • FA-'23  
NFL: Rookie • Rookie  
Games/Starts: 2022-0/0; Career-0/0  
Postseason: 2022-0/0; Career-0/0



### TRANSACTION SUMMARY:

**7/6/23:** Signed with Dallas as a free agent.

#### 2023 (USFL):

- Returned to the Birmingham Stallions for the 2023 season and converted 14-of-15 field goals and all 35 ATs.
- Led the league in kickoffs, notching 57 kicks and six touchbacks (10.5%).
- Helped lead the Stallions to their second consecutive USFL title.

#### 2022 (USFL):

- Drafted as a placekicker by the Birmingham Stallions in the 32nd round of the 2022 USFL Draft.
- Led the league in kicking, making 18-of-22 field goals and 22-of-24 ATs on the season.
- Responsible for Stallion kickoffs, leading the league with 55 total kicks and tallied seven touchbacks (12.7%).
- Helped the Stallions to programs first championship title
- Earned All-USFL honors.

#### COLLEGE:

- Played four seasons of soccer at Notre Dame (2013-16).
- Scored 15 goals and totalled four assists in 76 appearances as a defender for the Fighting Irish.
- In his senior season at Notre Dame, was named NSCAA third-team All-American, NSCAA first-team All-South Region, and first-team All-AC
- Drafted in the first round of the 2017 MLS Draft (21st overall) by Toronto FC, playing for their minor league affiliate and then signed with the Philadelphia Union in 2018 to play with its minor league affiliate

#### PERSONAL:

- Attended Plano, Texas, High School where he played soccer his freshman and sophomore years.
- Rated as the 24th best recruit in the class of 2013 by College Soccer News and ranked as the 43rd best player nationally in the class of 2013 according to Top Drawer Soccer.
- Graduated with a computer science degree from Notre Dame.

**NOAH IGBINOGHENE**  
(IGG-bin-AWG-guh-nee)  
19 • Cornerback  
5-11 • 194 • 11/27/99  
Auburn • T(Mia) -'23  
NFL: 4th Year • Cowboys: 1st Year  
Games/Starts: 2022-9/2; Career-32/5  
Postseason: 2022-0/0; Career-0/0



**PRO:** The Dallas Cowboys added depth to the secondary when they traded for former first round pick, Noah Igbinoghene, right before the 2023 roster cut deadline. Igbinoghene, originally drafted by Miami, 30th overall, in the 2020 NFL Draft, gets a clean slate in Dallas. Over three seasons with the Dolphins, Igbinoghene saw action in 32 games and tallied 24 tackles, one interception and five pass breakups with two fumble recoveries.

### TRANSACTION SUMMARY:

**8/29/23:** Traded to Dallas from Miami for Kelvin Joseph.

**4/23/20:** Drafted in the first round (30th overall) by Miami.

#### 2023 (Miami/Dallas):

- Went to training camp with Miami and was traded to Dallas at the roster cut deadline.

#### 2022 (Miami):

- Played in nine games and accumulated two starts during his third season with the Dolphins recording 10 tackles, one interception and three pass breakups.
- Notched his first career interception to clinch a Miami victory over Pittsburgh (10/23) when he picked off Kenny Pickett in the endzone with 30 seconds remaining in the game.

### 2021 (Miami):

- Saw action in seven games and recorded one start while tallying four tackles and two special teams tackles.
- Recorded a season-high four tackles at Jacksonville in London (10/17).

### 2020 (Miami):

- Played 16 games and accumulated two starts in his rookie season and notched 10 tackles, two pass breakups, three special teams tackles and two fumble recoveries.
- Amassed four kickoff returns for 68 yards (17.0 avg).
- Made his NFL debut at New England (9/13), recording two tackles and becoming the youngest player in Dolphins history to appear in a game at 20 years, 291 days old.
- Made his first start at safety at Jacksonville (9/24), notching three tackles and his first career pass breakup.

### COLLEGE:

- Was a three-year letterman (2017-19) and two-year starter at Auburn, switching from wide receiver to cornerback before his sophomore season.
- Saw action in 40 games and accumulated 22 starts as a Tiger, finishing with 92 tackles, one interception, 19 pass breakups, one forced fumble, six receptions for 24 yards (4.0 avg), one carry for 11 yards, 44 kickoff returns for 1,199 yards (27.3 avg) and two touchdowns.
- In 2019, started all 13 games at cornerback, amassing 42 tackles, seven passes defended, nine kickoff returns for 1,199 yards (27.3 avg) and one kickoff return touchdown.
- Played in 13 games with nine starts at corner during the 2018 season. Accrued 50 tackles, one interception, 12 passes defended, one forced fumble and 11 kickoff returns for 311 yards (28.3 avg).
- Saw action in all 14 games as a freshman in 2017, tallying six receptions for 24 yards (4.0 avg), one carry for 11 yards, 24 kickoff returns for 571 yards (28.3 avg) and one kickoff return touchdown.

### PERSONAL:

- Attended Hewitt-Trussville High School in Trussville, Ala, where he played wide receiver.
- Competed in track and field at Auburn his freshman year, where he finished seventh in the triple jump (15.24m) at the 2018 SEC Indoor Championships.
- His parents, Festus and Faith Igbinoghene, were both Olympic track athletes for Nigeria.
- Majored in business management at Auburn.

## IGBINOGHENE'S NFL TOTALS

		DEFENSE								INTERCEPTIONS					FUMBLES REC						
Year Team	GP-GS	ST	AT	TT	Sks-Yds	Tkl/Ls	QB Prs	PBU	FF	No	Yds	Avg	Lg	TD	No	Yds	Avg	Lg	TD		
2020 Miami	16-2	9	1 –	10	0.0(0)	0(0)	0	2	0	0	0	0.0	0	0	2	0	0.0	0	0		
2021 Miami	7-1	4	0 –	4	0.0(0)	0(0)	0	0	0	0	0	0.0	0	0	0	0	0.0	0	0		
2022 Miami	9-2	8	2 –	10	0.0(0)	0(0)	0	3	0	1	0	0.0	0	0	0	0	0.0	0	0		
Totals	32-5	21	3 –	24	0.0(0)	0(0)	0	5	0	1	0	0.0	0	0	2	0	0.0	0	0		
		KICKOFF RETURNS																			
Year Team		No	Yds		Avg	Long	TD														
2020 Miami .....		4	68		17.0	22	0														
2021 Miami .....		0	0		0.0	-	0														
2022 Miami .....		0	0		0.0	-	0														



**PRO:** Prior to their final 2023 preseason game, the Dallas Cowboys added a young, talented signal caller to the quarterback room when sending a 2024 fourth round pick to the San Francisco 49ers for Trey Lance, the former third overall pick from the 2021 NFL Draft. While learning under veteran quarterbacks Dak Prescott and Cooper Rush in Dallas, Lance will continue to develop his dual-threat abilities that made him such a sought after prospect in the Draft. Along with 797 career passing yards, Lance has rushed for 235 yards on 54 carries (4.4 avg.) in eight career games. Lance began the 2022 season as San Francisco's starting quarterback before suffering a season-ending ankle injury in Week 2.

### TRANSACTION SUMMARY:

- 8/26/23:** Traded to Dallas from San Francisco for a 2024 fourth round pick.  
**9/21/22:** Placed on Reserve/Injured with an ankle injury.  
**4/29/21:** Drafted in the first round (third overall) by San Francisco.

### 2023 (San Francisco/Dallas):

- Started training camp on the 49ers roster before being traded to Dallas prior to the last preseason game.

### 2022 (San Francisco):

- Started two games and completed 15-of-31 passes for 194 yards, while adding 67 rushing yards on 16 carries (4.2 avg.), before suffering a season-ending ankle injury in the Week 2 contest against Seattle (9/18).

### 2021 (San Francisco):

- Appeared in six games as a rookie, with two starts, and completed 41 of his 71 pass attempts (57.7%) for 603 yards, five touchdowns and a quarterback rating of 97.3. Also added 38 rushes for 168 yards and a score.
- Threw for a touchdown on his first two pass attempts - a five-yard touchdown pass at Detroit (9/12) and 76-yard score against Seattle (10/3) - to become the first player in the last 40 years to throw a touchdown on each of his first two pass completions.
- Stepped in for an injured Jimmy Garoppolo (calf) in the second half against Seattle (10/3), completing nine-of-19 passes for 157 yards, two touchdowns and a quarterback rating of 117.1.
- Made his first career start at Arizona (10/10), completing 15-of-29 attempts for 192 yards and rushing for 89 yards on 16 carries (5.6 avg.).
- Started his second game of the season in Week 17 against Houston (1/2/22), setting career-highs in passing yards (249), completion percentage (69.6%) and tied a career-high with two touchdown passes.

**COLLEGE:**

- Appeared in 19 games, with 17 starts, in three seasons at North Dakota State (2018-20) as a dual-threat quarterback, completing 208-of-318 attempts (65.4%) for 2,947 passing yards, 30 touchdowns and one interception to go along with 1,325 rushing yards and 18 touchdowns on 192 carries (6.9 avg.).
- Started one game in 2020 before the season was canceled due to the COVID-19 pandemic. In his lone appearance, threw for 149 yards and two touchdowns while adding 143 rushing yards and two scores on the ground.
- In 2019 as a redshirt freshman, started all 16 games and completed 192-of-287 passes (66.9%) for 2,786 yards and 28 touchdowns while rushing for 1,100 yards and 14 touchdowns. Became the first freshman to be awarded the STATS FCS Walter Payton Award as the top offensive player in the FCS. Also awarded the Jerry Rice Award as the top freshman player, becoming the first player to win both major FCS legacy awards in the same season.
- Redshirted as a true freshman in 2018, playing in two contests and attempting just one pass.

**PERSONAL:**

- Attended Marshall, Minn., High School where he was a three-year starter at both quarterback and safety. In his senior season, threw for 1,386 yards and 14 touchdowns with 641 rushing yards and 10 touchdowns on the ground. Also recorded 54 tackles and three interceptions.
- Team captain and all-conference performer in both football and basketball at Marshall High School.
- Majored in strategic communication with a minor in business administration at North Dakota State.

**LANCE'S NFL TOTALS**

		PASSING											
Year Team	GP-GS	Att	Cmp	Pct	Yds	Yds/Att	TD	TD%	Int	Int%	Long	Sacks	Rating
2021 San Francisco.....	6-2	71	41	57.7	603	8.5	5	7.0	2	2.8	76t	4/15	97.3
2022 San Francisco.....	2-2	31	15	48.4	194	6.3	0	0.0	1	3.2	44	2/9	55.0
Totals .....		102	56	54.9	797	7.8	5	4.9	3	2.9	76t	6/24	84.5

		RUSHING				
Year Team		No	Yds	Avg	Long	TD
2021 San Francisco.....		38	168	4.4	15	1
2022 San Francisco.....		16	67	4.2	13	0
Totals .....		54	235	4.4	15	1



**UPDATED PLAYER BIOS**





ONE COWBOYS WAY ★ FRISCO, TEXAS 75034 ★ P:972.497.4959 ★ WWW.DALLASCOWBOYS.COM

## 2023 PLAYER BIO UPDATES Week 9 at Philadelphia Eagles

### 5 Bryan Anger, P

Games/Starts: 2023-7/0 Career-183/0  
Playoffs: 2022-2/0 Career-5/0

	No	Yds	Avg	TB	In20	Lg	Blk	Ret	RetYds	Net
Last Game	2	93	46.5	0	1	52	0	1	-5	49.0
2023	21	1,071	51.0	1	7	57	0	12	103	45.1
Career	805	37,598	46.7	60	290	83	5	367	2,968	41.3

	Solo	Asst	—	Tot	FF	FR	BP	BFG	BXP
Last Week	1	0	—	1					
2023	1	0	—	1					
Career			—	14					

• Served as the special teams captain in Week 5.

**at N.Y. Giants (9/10)** Had three punts for a gross average of 48.7 and a net average of 39.7, with one punt downed inside the opponent's 20-yard line and one touchback.

**vs. N.Y. Jets (9/17)** Punted three times for a gross average of 51.7 and a net average of 49.3, with one punt downed inside the opponent's 20-yard line and a long punt of 55 yards.

**at Arizona (9/24)** Had two punts, with a long of 52 yards, and posted a gross average of 51.0 and a net average of 41.5.

**vs. New England (10/1)** Had two punts for a gross average of 56.0 and a net average of 57.0, with both downed inside the 20-yard line and a long of 57 yards. Also successfully completed a two-point conversion when he threw a scoring pass to defensive lineman Chauncey Golston on a fake extra point attempt in the second quarter.

**at San Francisco (10/8)** Tallied five punts that recorded a gross average of 50.8 and a net average of 43.0, along with one punt downed inside the 20-yard line and a long punt of 54 yards.

**at LA Chargers (10/16)** Had four punts that averaged a gross of 52.3 and a net of 42.8, with one downed inside the opponent's 20-yard line and a long punt of 56 yards. Also recorded his first special teams tackle since 2020 while with Houston.

**vs. LA Rams (10/29)** Limited to only two punts that went for 51.0 (gross) and 45.1 (net), with one landing inside the opponent's 20-yard line along with a long punt of 52 yards.

### 92 Dorance Armstrong, DE

Games/Starts: 2023-7/0 Career-83/13  
Playoffs: 2022-2/0 Career-3/0

	Solo	Tackles	Asst	—	Tot	Sks/ Yds	Tkl/ Loss	QB Prs	PBU	FF-FFR
Last Game	0	2	—	2	1.0(-7)			1		
2023	4	10	—	14	3.0(-15)	1(-2)		10		
Career	84	59	—	143	19.0(-128)	5(-12)		80	3	2-5

	No.	Yds.	Avg.	Lg	TD	No.	Yds.	Avg.	Lg	TD
Career						3	37	12.3	37	1

	Solo	Asst	—	Tot	FF	FR	BP	BFG	BXP
Career	5	1	—	6	1	1	2	1	

**at N.Y. Giants (9/10)** Had two tackles, 2.0 sacks - third career game with 2.0-or-more sacks - a tackle for loss and four quarterback hurries. His two sacks contributed to a team seven sacks, second-most in a season opener in team history, trailing only the nine against Pittsburgh

(9/4/94). Part of a defense whose 40-0 victory marked the largest shutout in Cowboys history and the largest shutout in a NFL season opener since 1999 when Pittsburgh defeated Cleveland 43-0.

**vs. N.Y. Jets (9/17)** Contributed two stops and a hurry.

**at Arizona (9/24)** Made two stops.

**vs. New England (10/1)** Logged two tackles and two hurries.

**at San Francisco (10/8)** Assisted on two tackles and added a hurry.

**at LA Chargers (10/16)** Had two stops and a quarterback pressure.

**vs. LA Rams (10/29)** Tallied two tackles, a sack and a hurry.

### 17 Brandon Aubrey, K

Games/Starts: 2023-7/0 Career-7/0

	PAT	FG	Lng	Pts	No	TB	TB%	Opp Ret	Avg. Ret
Last Game	5-5	2-2	58	11	8	8	100.0	0	0.0
2023	17-18	18-18	58	71	44	43	97.7	1	28.0

	Field Goals	10-19	20-29	30-39	40-49	50+	Total	Pct
Last Game	0-0	1-1	0-0	0-0	1-1	2-2	100.0	
2023	0-0	8-8	6-6	1-1	3-3	18-18	100.0	

**at N.Y. Giants (9/10)** Made his NFL debut as Dallas' placekicker and connected on both of his first career field goals (21, 38) and was four-of-five on the first extra points of his career. Also handled kickoff duties, landing touchbacks on all eight.

**vs. N.Y. Jets (9/17)** Successful on all five of his field goal attempts (35, 21, 55, 26, 30) and his lone PAT. Also had touchbacks on all eight kickoffs for the second straight week. Became the fourth Cowboys rookie kicker to make at least five field goals in a game (Dan Bailey, Roger Ruzek, Richie Cunningham) and the first since Bailey made six against Washington in 2011 (9/26). His seven field goals made in 2023 are the second-most through a Cowboys kicker's first two career games, trailing only Cunningham (eight in 1997), and he is also the first kicker in franchise history to make all of his first seven field goal attempts. His 55-yard field goal was the third-longest field goal by a Cowboys rookie kicker, trailing only Brett Maher's 62 and 59-yard field goals as a rookie in 2018.

**at Arizona (9/24)** Connected on all three field goals (49, 27, 26) and his lone PAT. Also had four touchbacks on five kickoffs. Became the first rookie kicker in franchise history to make his first 10 career field goal attempts. Also became the fifth kicker in NFL history to make 10 field goals in his first three career games.

**vs. New England (10/1)** Was once again perfect on all three field goals (23, 23, 33) and all three PATs. Became the eighth kicker in NFL history to start his career 13-for-13 or better.

**at San Francisco (10/8)** Made his only field goal from 50 yards along with an extra point. Became the seventh kicker in NFL history to start his career 14-for-14-or-better. His 52 points thus far on the season are the third-most kicking points by a Cowboy in his first five career games behind Cunningham (62, 1997) and Bailey (55, 2011).

**at LA Chargers (10/16)** Stayed perfect on the season on field goals by adding two more (32, 39) along with two extra points. Also had touchbacks on all four kickoffs.

**vs. LA Rams (10/29)** Nailed both of his field goals (58 - career long, 27) and a season-high five extra points. Tied Travis Coons for the most field goals made without a miss to start an NFL career (18-for-18). Made a career-long 58-yard field goal in the first quarter, the third-longest field goal by a Cowboys rookie kicker. Now has two of the four longest kicks - also making a 55-yarder against the N.Y. Jets (9/17) - by a Dallas rookie.

## 66 T.J. Bass, G

Games/Starts: 2023-7/1 Career-7/1

**at N.Y. Giants (9/10)** Made his NFL debut on special teams, then entered the game in the third quarter on offense at left guard in place of an injured Chuma Edoga.

**vs. N.Y. Jets (9/17)** Entered the game on offense in the second half for an injured Edoga (elbow) at left guard. Also played on special teams.

**at Arizona (9/24)** Made his first career start in place of an injured Zack Martin (ankle). Blocked for an offense that accumulated a season-high 416 total net yards and 185 rushing yards. The offense also notched 26 first downs, including a season-best 12 rushing first downs that tied the most rushing first downs in a game since Head Coach Mike McCarthy arrived in 2020 - against Carolina (10/3/21) and at Minnesota (11/20/22).

**vs. New England (10/1)** and **at San Francisco (10/8)** Played on offense and special teams.

**at LA Chargers (10/16)** Saw time on special teams.

**vs. LA Rams (10/29)** Saw action on offense and special teams.

## 14 Markquese Bell, LB

Games/Starts: 2023-7/2 Career-12/2  
Playoffs: 2022-2/0 Career-2/0

	Solo	Tackles		Sks/	Tkl/	QB	PBU	FF-FR
		Asst -	Tot	Yds	Loss	Prs		
Last Game.....	5	1	6					
2023.....	23	11	34		1(-5)	1	1	1-0
Career.....	24	11	35		1(-5)	1	1	1-0

• Served as the special teams captain in Week 4.

**at N.Y. Giants (9/10)** Played on special teams and defense at linebacker, where he registered a career-high and team leading eight tackles along with a tackle for loss and a forced fumble - both the first of his career. Part of a defense whose 40-0 victory marked the largest shutout in Cowboys history and the largest shutout in a NFL season opener since 1999 when Pittsburgh defeated Cleveland 43-0.

**vs. N.Y. Jets (9/17)** Posted four tackles and his first career quarterback pressure.

**at Arizona (9/24)** Assisted on two tackles.

**vs. New England (10/1)** Made three stops.

**at San Francisco (10/8)** Contributed four tackles.

**at LA Chargers (10/16)** Made his first career start, tied for second on the defense with seven tackles and added his first career pass breakup.

**vs. LA Rams (10/29)** In his second career start, posted six stops.

## 63 Tyler Biadasz, C

Games/Starts: 2023-6/6 Career-51/43  
Playoffs: 2022-2/2 Career-3/3

**at N.Y. Giants (9/10)** Started the season opener at center and blocked for an offense that generated 265 total net yards, including 122 yards on the ground highlighted by 70 rushing yards and two rushing scores by Tony Pollard. The line also did not allow a sack of Dak Prescott during 24 dropbacks as he passed for 143 yards.

**vs. N.Y. Jets (9/17)** Part of an offense that commanded the time of possession with a mark of 42:15, the second-highest amount for a non-overtime, regular season game in franchise history. Collectively, the offense compiled 382 total net yards and 26 first downs

**at Arizona (9/24)** Inactive/Injured-Hamstring.

**vs. New England (10/1)** Returned to the starting lineup after missing the previous game due to injury (hamstring). Assisted the offense in compiling four drives of 10-plus plays, giving the Dallas offense a league-leading 16 on the season. On the day, the offense racked up 377 total net yards and 22 first downs, while holding the ball for 35:09

**at San Francisco (10/8)** The offense, behind the offensive line, was limited to 197 total net yards, eight first downs and a 22:55 time of possession mark.

**at LA Chargers (10/16)** Played in his 50th career game and helped an offense that posted 342 total net yards, 272 passing yards and 20 first downs

**vs. LA Rams (10/29)** The team exploded for a season-high 43 points and 285 passing yards as part of 387 total net yards and 24 first downs. Behind the line's protection, Prescott threw for 304 yards and four touchdowns - both season-highs.

## 26 DaRon Bland, CB

Games/Starts: 2023-7/5 Career-24/13  
Playoffs: 2022-2/2 Career-2/2

	Solo	Tackles		Sks/	Tkl/	QB	PBU	FF-FR
		Asst -	Tot	Yds	Loss	Prs		
Last Game.....	6	1	7					
2023.....	23	8	31		1(-3)	2		
Career.....	63	24	87		2(-5)	4	16	

	No.	Yds.	Avg.	Lg	TD	No.	Yds.	Avg.	Lg	TD
Last Game.....	1	30	30.0	30t	1					
2023.....	4	116	29.0	54t	3					
Career.....	9	135	15.0	54t	3					

	Solo	Asst -	Tot	FF	FR	BP	BFG	BXP
Career.....	2	0	2					

• Served as the defensive captain in Week 5.

**at N.Y. Giants (9/10)** Had three stops, one for loss, a hurry, a pass breakup and an interception returned 22 yards for his first career score. His six career picks are tied for the most in the NFL since 2022 and tied with Derek Ross for fifth-most in team history through a player's first 18 games. Part of a defense whose 40-0 victory was the largest shutout in team history and largest shutout in a NFL season opener since 1999 when Pittsburgh defeated Cleveland 43-0.

**vs. N.Y. Jets (9/17)** Logged two tackles and a hurry.

**at Arizona (9/24)** Made his first start of the season to the tune of six tackles.

**vs. New England (10/1)** Collected a career-high tying two interceptions - one returned 54 yards for a touchdown - a career-best three pass breakups and four tackles. Became the third cornerback in Cowboys history with multiple interception return touchdowns in the same season, joining Trevon Diggs (two) in 2021 and Larry Brown (two) in 1995. It was his second career multi-interception game - first since against Indianapolis (12/4/22) - and his eight interceptions since the start of the 2022 season lead the NFL.

**at San Francisco (10/8)** Posted five tackles and a pass breakup.

**at LA Chargers (10/16)** Logged four stops and two pass breakups.

**vs. LA Rams (10/29)** Compiled a season-best seven tackles (tied for the team lead), two pass breakups and an interception that he returned 30 yards for a touchdown in the first quarter - his third pick-six of the season. His three interceptions returned for touchdowns in 2023 are the most in a season in franchise history and the most by an NFL player in a season since Marcus Peters had three in 2019. Is now second in the league with four interceptions, and overall, his nine career interceptions lead the NFL since he was drafted in 2022. His nine picks are also the third-most in a Cowboys player's first 24 career games, trailing Everson Walls (17) and Diggs (12).

## 83 Jalen Brooks, WR

Games/Starts: 2023-2/0 Career-2/0

	Receiving				
	Rec.	Yds.	Avg.	Lg	TD
Last Game.....					
2023.....					

**at N.Y. Giants (9/10)** Inactive.

**vs. N.Y. Jets (9/17)** Made the first appearance of his NFL career on offense and special teams but did not record any stats.

**at Arizona (9/24), vs. New England (10/1)** and **at San Francisco (10/8)** Inactive.

**at LA Chargers (10/16)** Appeared in his second game of the season on offense and special teams.

**vs. LA Rams (10/29)** Inactive.

### 33 Damone Clark, LB

Games/Starts: 2023-7/7 Career-17/12  
Playoffs: 2022-2/0 Career-2/0

	Solo	Tackles	Asst	Tot	Sks/ Yds	Tkl/ Loss	QB Prs	PBU	FF-FR
Last Game	4	3	-	7			1		
2023	27	18	-	45			3		
Career	59	36	-	95		1(-3)	4		2-0

	Solo	Asst	Tot	Special Teams	FF	FR	BP	BFG	BXP
Last Game									
2023	2	0	-	2					
Career	4	1	-	5					

at N.Y. Giants (9/10) Started at linebacker in the season opener and contributed five tackles. Part of a defense whose 40-0 victory marked the largest shutout in Cowboys history and the largest shutout in a NFL season opener since 1999 when Pittsburgh defeated Cleveland 43-0.

vs. N.Y. Jets (9/17) Added a tackle.

at Arizona (9/24) Led the defense with nine tackles and added a tackle on special teams.

vs. New England (10/1) Made six stops.

at San Francisco (10/8) Logged eight tackles on defense and a tackle on special teams.

at LA Chargers (10/16) Tallied a team-best nine tackles and a career-high two quarterback pressures.

vs. LA Rams (10/29) Tied for the team lead with seven tackles while also adding a quarterback pressure.

### 3 Brandin Cooks, WR

Games/Starts: 2023-6/6 Career-138/126  
Playoffs: 2022-2/0 Career-6/0

	Rec.	Yds.	Avg.	Lg	TD	Att.	Yds.	Avg.	Lg	TD
Last Game	3	49	16.3	25t	1	1	3	3.0	3	0
2023	16	158	9.9	25t	2	3	23	7.7	14	0
Career	646	8,774	13.6	98t	51	53	332	6.3	28	2

	No.	Yds.	Avg.	FC	Lg	TD	No.	Yds.	Avg.	Lg	TD
Career	13	49	3.8	15	15	0	1	12	12.0	12	0

• Served as the offensive captain in Week 4.

at N.Y. Giants (9/10) Started at wide receiver in his first appearance as a Cowboy and caught two passes for 22 yards.

vs. N.Y. Jets (9/17) Inactive/Injured-Knee.

at Arizona (9/24) Returned to action after a one-game hiatus (knee) and caught two balls for 17 yards.

vs. New England (10/1) Made four receptions for 27 yards.

at San Francisco (10/8) Recorded his first rush of the season for six yards and also caught one pass for seven yards.

at LA Chargers (10/16) Made his 125th career start, caught four passes for 36 yards and his first touchdown of the season - 50th of his career. Also had a 14-yard run. Became the 18th player in NFL history - first since Damiere Byrd in 2022 - with a receiving touchdown with five different teams.

vs. LA Rams (10/29) Reeled in three catches for a season-high 49 yards, highlighted by a 25-yard touchdown reception in the fourth quarter. Has recorded a receiving touchdown in back-to-back games for the first time since 2021 while playing for the Houston Texans (at Jacksonville, 12/19 - at San Francisco, 1/2/22).

### 34 Malik Davis, RB

Games/Starts: 2023-1/0 Career-13/0  
Playoffs: 2022-2/0 Career-2/0

	Att.	Yds.	Avg.	Lg	TD	Rec.	Yds.	Avg.	Lg	TD
Last Game										
2023										
Career	38	161	4.2	23t	1	6	63	10.5	18	0

	Solo	Asst	Tot	Special Teams	FF	FR	BP	BFG	BXP
Last Game									
2023	0	1	-	1					
Career	2	1	-	3					

at LA Chargers (10/16) Elevated from the practice squad to make his first appearance of the season on special teams where he assisted on a tackle.

### 7 Trevon Diggs, CB

Games/Starts: 2023-2/2 Career-47/46  
Playoffs: 2022-2/2 Career-3/3

	Solo	Tackles	Asst	Tot	Sks/ Yds	Tkl/ Loss	QB Prs	PBU	FF-FR
Last Game									
2023	4	2	-	6				3	1-0
Career	150	27	-	177	1.0(0)	1(-1)		52	2-1

	No.	Yds.	Avg.	Lg	TD	No.	Yds.	Avg.	Lg	TD
Last Game										
2023	1	8	8.0	8	0					
Career	18	203	11.5	59t	2	1	17	17.0	17	0

• Placed on Reserve/Injured on Sept. 23 with a knee injury.

at N.Y. Giants (9/10) Started at cornerback in the season opener and posted three tackles, a pass breakup and a forced fumble. Part of a defense whose 40-0 victory marked the largest shutout in Cowboys history and the largest shutout in a NFL season opener since 1999 when Pittsburgh defeated Cleveland 43-0.

vs. N.Y. Jets (9/17) Tallied three stops, two pass breakups and his first interception of the season. His 18 interceptions were tied with J.C. Jackson for the most interceptions in the NFL since 2020 and are tied for 11th in a NFL player's first 47 career games.

### 23 Rico Dowdle, RB

Games/Starts: 2023-7/0 Career-27/0  
Playoffs: 2022-0/0 Career-0/0

	Att.	Yds.	Avg.	Lg	TD	Rec.	Yds.	Avg.	Lg	TD
Last Game	5	18	3.6	7	0	2	7	3.5	5	0
2023	33	125	3.8	10	0	7	57	8.1	17	1
Career	40	149	3.7	10	0	7	57	8.1	17	1

	No.	Yds.	Avg.	Lg	TD
Last Week	1	8	8.0	8	0
2023	3	43	14.3	22	0
Career	7	195	27.9	64	0

	Solo	Asst	Tot	Special Teams	FF	FR	BP	BFG	BXP
Career	4	0	-	4					

at N.Y. Giants (9/10) In a reserve role, rushed six times for 24 yards.  
vs. N.Y. Jets (9/17) Carried the ball seven times for 26 yards and caught his first career pass for 17 yards.



Rico Dowdle, cont.

**at Arizona (9/24)** Rushed four times for 21 yards, caught three passes for 25 yards and scored his first career touchdown on a 15-yard reception in the second quarter. Part of a rushing attack that accumulated a season-high 185 rushing yards and 12 rushing first downs - tied for the most rushing first downs in a game since Head Coach Mike McCarthy arrived in 2020 - against Carolina (10/3/21) and at Minnesota (11/20/22).

**vs. New England (10/1)** Had nine yards on three carries and eight yards on one reception before leaving the game in the second quarter with a hip injury and did not return.

**at San Francisco (10/8)** Played in his 25th career game and recorded five rushes for 15 yards and his first two kickoff returns of the season for 35 yards after returner KaVontae Turpin was forced out of the game due to injury (ankle).

**at LA Chargers (10/16)** Rushed three times for 12 yards.

**vs. LA Rams (10/29)** Contributed 18 yards on five rushes, seven yards on two receptions and returned a kickoff eight yards.

## 71 Chuma Edoga, OL

Games/Starts: 2023-7/5 Career-32/18  
Playoffs: 2022-0/0 Career-0/0

**at N.Y. Giants (9/10)** In his Cowboys debut, started at left guard in place of an injured Tyler Smith (hamstring). Blocked for an offense that generated 265 total net yards, including 122 yards on the ground. The offensive line also did not allow a sack of Dak Prescott during 24 dropbacks as he passed for 143 yards. Briefly left the game in the third quarter but returned.

**vs. N.Y. Jets (9/17)** Started his second straight game at left guard for Tyler Smith (hamstring) but left in the second half due to an elbow injury. Part of an offense that commanded the time of possession with a mark of 42:15, the second-highest amount for a non-overtime, regular season game in franchise history. Collectively, the offense compiled 382 total net yards and 26 first downs.

**at Arizona (9/24)** Started at left tackle in place of an injured Tyron Smith (knee). Blocked for an offense that accumulated a season-high 416 total net yards and 185 rushing yards. The offense also notched 26 first downs, including a season-best 12 rushing first downs that tied the most rushing first downs in a game since Head Coach Mike McCarthy arrived in 2020 - against Carolina (10/3/21) and at Minnesota (11/20/22).

**vs. New England (10/1)** Once again got the start at left tackle in place of Tyron Smith (knee). Assisted the offense in compiling four drives of 10-plus plays, giving the Dallas offense a league-leading 16 on the season. On the day, the offense racked up 377 total net yards and 22 first downs, while holding the ball for 35:09.

**at San Francisco (10/8)** Played on offense and special teams.

**at LA Chargers (10/16)** Saw time on special teams.

**vs. LA Rams (10/29)** Made his fifth start of the season - third at left tackle for an injured Tyron Smith (neck). The team exploded for a season-high 43 points and 285 passing yards as part of 387 total net yards and 24 first downs. Behind the line's protection, Prescott threw for 304 yards and four touchdowns - both season-highs. Left the game in the fourth quarter with an ankle injury and did not return.

## 32 Rashaan Evans, LB

Games/Starts: 2023-1/0 Career-77/67  
Playoffs: 2022-0/0 Career-4/4

	Solo	Tackles	Asst -	Tot	Sks/ Yds	Tkl/ Loss	QB Prs	PBU	FF-FR
Last Game.....	1	0	-	1					
2023.....	1	0	-	1					
Career.....	283	194	-	477	5.0(-31)	21(-60)	16	12	2-5

	No.	Yds.	Avg.	Lg	TD	No.	Yds.	Avg.	Lg	TD
Last Game.....										
2023.....										
Career.....	2	1	1.0	1	0	5	86	17.2	53t	1

• Signed with Dallas' practice squad on Oct. 12.

**vs. LA Rams (10/29)** Made his Cowboys debut and recorded a tackle.

## 93 Viliami Fehoko, DL

Games/Starts: 2023-0/0 Career-0/0

	Solo	Tackles	Asst -	Tot	Sks/ Yds	Tkl/ Loss	QB Prs	PBU	FF-FR
Last Game.....									
2023.....									
						INACTIVE			

**at N.Y. Giants (9/10), vs. N.Y. Jets (9/17), at Arizona (9/24), vs. New England (10/1), at San Francisco (10/8), at LA Chargers (10/16) and vs. LA Rams (10/29)** Inactive.

## 87 Jake Ferguson, TE

Games/Starts: 2023-7/6 Career-23/14  
Playoffs: 2022-2/2 Career-2/2

	Rec.	Yds.	Avg.	Lg	TD
Last Game.....	4	47	11.8	18t	1
2023.....	25	237	9.5	21	2
Career.....	44	411	9.3	30	4

	Solo	Asst -	Tot	FF	FR	BP	BFG	BXP
Career.....	1	0	-	1				

• Served as the offensive captain in Week 8.

**at N.Y. Giants (9/10)** Opened the season as the team's starting tight end, catching two passes for 11 yards.

**vs. N.Y. Jets (9/17)** Hauled in three passes for 11 yards and his first touchdown of the season on a four-yard reception in the first quarter.

**at Arizona (9/24)** Second on the team with five receptions for 48 yards (third).

**vs. New England (10/1)** Led all receivers in the game with career-highs in both receptions (seven) and receiving yards (77). Also converted five of the Cowboys 22 first downs. The last Cowboys tight end with five first down receptions was Dalton Schultz against Houston (12/11) in 2022.

**at San Francisco (10/8)** Made three grabs for 28 yards. Passed Martellus Bennett (323) for the third-most receiving yards by a Cowboys tight end in the first 21 games of his career.

**at LA Chargers (10/16)** Had one catch for 15 yards.

**vs. LA Rams (10/29)** Reeled in four receptions for 47 yards and caught an 18-yard touchdown pass on Dallas' opening drive, the longest touchdown reception of his career.

## 56 Dante Fowler, DE

Games/Starts: 2023-7/0 Career-115/40  
Playoffs: 2022-2/0 Career-8/3

	Solo	Tackles	Asst -	Tot	Sks/ Yds	Tkl/ Loss	QB Prs	PBU	FF-FR
Last Game.....	1	0	-	1		1(-2)	1		
2023.....	3	0	-	3	1.0(-2)	2(-7)	12	3	1-0
Career.....	157	66	-	223	42.0(-299)	49(-168)	100	19	13-5

	No.	Yds.	Avg.	Lg	TD	No.	Yds.	Avg.	Lg	TD
Career.....						5	79	15.8	53t	2

**at N.Y. Giants (9/10)** Tallied four quarterback pressures and a career-high tying two pass breakups. Part of a defense whose 40-0 victory marked the largest shutout in Cowboys history and the largest shutout in a NFL season opener since 1999 when Pittsburgh defeated Cleveland 43-0.

**vs. N.Y. Jets (9/17)** Added a tackle.

**at Arizona (9/24)** Contributed two hurries.

**vs. New England (10/1)** Recorded a strip sack - his first sack of the season - that resulted in Leighton Vander Esch scooping up the forced fumble and returning it 11 yards for a touchdown in the second quarter. Also had two quarterback pressures.

**at San Francisco (10/8)** Recorded a tackle and a tackle for loss.

**at LA Chargers (10/16)** Notched three hurries and a pass deflection.  
**vs. LA Rams (10/29)** Compiled a tackle, a tackle for loss and a quarterback pressure - the 100th of his career.



## 96 Neville Gallimore, DT

Games/Starts: 2023-7/0 Career-42/14  
Playoffs: 2022-1/0 Career-2/1

	Solo	Tackles	Asst	Tot	Sks/ Yds	Tkl/ Loss	QB Prs	PBU	FF-FR
Last Game	0	1	1	2			1	1	
2023	3	2	5	7		1(-2)	4	1	
Career	41	33	74	104	3.0(-21)	7(-21)	28	3	0-0

at N.Y. Giants (9/10) Added two quarterback hurries. Part of a defense whose 40-0 victory marked the largest shutout in Cowboys history and the largest shutout in a NFL season opener since 1999 when Pittsburgh defeated Cleveland 43-0.

vs. N.Y. Jets (9/17) Assisted on a tackle.

at Arizona (9/24) Played along the defensive line.

vs. New England (10/1) Made two tackles, a tackle for loss and added a quarterback pressure.

at San Francisco (10/8) Notched a tackle.

at LA Chargers (10/16) Saw action on defense.

vs. LA Rams (10/29) Added a hurry, a pass breakup and a tackle.

## 13 Michael Gallup, WR

Games/Starts: 2023-7/7 Career-76/61  
Playoffs: 2022-2/2 Career-4/3

	Rec.	Yds.	Avg.	Lg	TD
Last Game	2	20	10.0	14	0
2023	20	224	11.2	29	0
Career	252	3,550	14.1	62	19

at N.Y. Giants (9/10) Made one reception for 10 yards.

vs. N.Y. Jets (9/17) Had one grab for three yards.

at Arizona (9/24) Led all receivers with six receptions for 92 yards. His six receptions were the most in a game since he had six against Philadelphia (12/27/20), and the last time he had 90-plus receiving yards in a game was 106 against Las Vegas (11/25/21).

vs. New England (10/1) Finished second amongst all receivers in the game with five catches for 60 yards.

at San Francisco (10/8) Caught two passes for 15 yards.

at LA Chargers (10/16) Played in his 75th career game and made three receptions for 24 yards.

vs. LA Rams (10/29) Made two receptions for 20 yards.

## 21 Stephon Gilmore, CB

Games/Starts: 2023-7/7 Career-155/148  
Playoffs: 2022-0/0 Career-7/7

	Solo	Tackles	Asst	Tot	Sks/ Yds	Tkl/ Loss	QB Prs	PBU	FF-FR
Last Game	4	0	4	4				1	
2023	25	3	28	31			7	7	
Career	452	69	521	973	1.0(-7)	8(-17)	1	134	7-3

Interceptions					Fumble Recoveries				
No.	Yds.	Avg.	Lg	TD	No.	Yds.	Avg.	Lg	TD
Last Game	1	0	0.0	0	0				
2023	2	0	0.0	0	0				
Career	31	496	16.0	64	2	3	0.0	0	0

at N.Y. Giants (9/10) Started his Cowboys debut to the tune of five tackles, three pass breakups and an interception. His interception was the 30th of his career - fourth among active NFL defenders. Part of a defense whose 40-0 victory marked the largest shutout in Cowboys history and the largest shutout in a NFL season opener since 1999 when Pittsburgh defeated Cleveland 43-0.

vs. N.Y. Jets (9/17) Played in his 150th career game, and his five tackles allowed him to surpass 500 for his career.

at Arizona (9/24) Posted three stops and a pass breakup.

vs. New England (10/1) Added two stops.

at San Francisco (10/8) Logged six tackles and a pass breakup.

at LA Chargers (10/16) Tallied three tackles, a pass breakup and the game-clinching interception on the Chargers final offensive possession. It was also his ninth career interception in the fourth quarter - tied for the sixth-most fourth quarter interceptions among active NFL players.

vs. LA Rams (10/29) Made four tackles and a pass breakup.

## 99 Chauncey Golston, DE

Games/Starts: 2023-7/2 Career-37/2  
Playoffs: 2022-2/0 Career-3/0

	Solo	Tackles	Asst	Tot	Sks/ Yds	Tkl/ Loss	QB Prs	PBU	FF-FR
Last Game	1	0	1	1					
2023	3	6	9	15	1.0(-9)		4		1-0
Career	37	27	64	104	3.0(-18)	1(-2)	19	2	1-1

	Solo	Asst	Tot	Special Teams	FF	FR	BP	BFG	BXP
Career									1

at N.Y. Giants (9/10) Tallied a tackle, a sack, two quarterback pressures and his first career forced fumble. His sack contributed to a team seven sacks, second-most in a season opener in team history, trailing only the nine against Pittsburgh (9/4/94). Part of a defense whose 40-0 victory marked the largest shutout in Cowboys history and the largest shutout in a NFL season opener since 1999 when Pittsburgh defeated Cleveland 43-0.

vs. N.Y. Jets (9/17) Logged his first career start and had a tackle and a quarterback pressure.

at Arizona (9/24) Assisted on two tackles.

vs. New England (10/1) In his second start of the season, tallied two tackles and a quarterback pressure. Also caught a pass from punter Bryan Anger on a fake PAT attempt for a successful two-point try.

at San Francisco (10/8) Added two tackles.

at LA Chargers (10/16) Played on defense and special teams.

vs. LA Rams (10/29) Notched a tackle.

## 29 C.J. Goodwin, CB

Games/Starts: 2023-5/0 Career-102/1  
Playoffs: 2022-2/0 Career-8/0

	Solo	Tackles	Asst	Tot	Sks/ Yds	Tkl/ Loss	QB Prs	PBU	FF-FR
Last Game									RESERVE/INJURED-Pectoral
2023	0	2	2	4				2	
Career	13	4	15	19				2	

	Solo	Asst	Tot	Special Teams	FF	FR	BP	BFG	BXP
Last Game									RESERVE/INJURED-Pectoral
2023	3	0	3						
Career	43	14	57		1				

	No.	Yds.	Avg.	FC	Lg	TD
Career	0	73	-	0	73	0

• Placed on Reserve/Injured on Oct. 16 with a pectoral injury.

• Signed to the active roster on Sept. 23.

• Served as the special teams captain in Week 1.

at N.Y. Giants (9/10) Promoted from the practice squad and saw time on special teams and defense, where he assisted on two tackles.

vs. N.Y. Jets (9/17) Called up from the practice squad for the second straight week and played on special teams.

at Arizona (9/24) Played in his 100th career game and led the team with two special teams tackles.

vs. New England (10/1) Saw time on special teams.

at San Francisco (10/8) Posted a tackle on special teams before leaving the game with a shoulder/pec injury and did not return.

## 95 Johnathan Hankins, DT

Games/Starts: 2023-7/7 Career-145/127  
Playoffs: 2022-2/0 Career-4/2

	Solo	Tackles	Asst	Tot	Sks/ Yds	Tkl/ Loss	QB Prs	PBU	FF-FR
Last Game	0	1	1	2					
2023	6	10	16	22			1	2	
Career	222	172	394	594	14.5(-89)	37(-87)	50	12	3-3

	No.	Yds.	Avg.	Lg	TD	No.	Yds.	Avg.	Lg	TD
Career						3	0	0.0	0	0

at N.Y. Giants (9/10) Started at defensive tackle and made two tackles. Part of a defense whose 40-0 victory marked the largest shutout in Cowboys history and the largest shutout in a NFL season opener since 1999 when Pittsburgh defeated Cleveland 43-0.

Johnathan Hankins, cont.

**vs. N.Y. Jets (9/17)** Assisted on a tackle.  
**at Arizona (9/24)** Assisted on a season-high six tackles.  
**vs. New England (10/1)** Had a tackle and quarterback pressure.  
**at San Francisco (10/8)** In his 125th career start, logged a career-best two pass breakups while also adding four tackles.  
**at LA Chargers (10/16)** Added a tackle.  
**vs. LA Rams (10/29)** Assisted on a tackle.

## 89 Peyton Hendershot, TE

Games/Starts: 2023-3/0 Career-20/2  
Playoffs: 2022-1/0 Career-1/0

Last Game	Receiving					Rushing				
	Rec.	Yds.	Avg.	Lg	TD	Att.	Yds.	Avg.	Lg	TD
2023	1	3	3.0	3	0	1	0	0.0	0	0
2022	12	106	8.8	29	2	2	2	1.0	2t	1

Last Game	Special Teams									
	Solo	Asst	-	Tot	FF	FR	BP	BFG	BXP	
2022	3	1	-	4						

- Placed on Reserve/Injured on Oct. 12 with an ankle injury.
- Served as the special teams captain in Week 3.

**at N.Y. Giants (9/10)** Played on offense and special teams.  
**vs. N.Y. Jets (9/17)** Rushed once for no gain.  
**at Arizona (9/24)** Had his first reception of the season for three yards.  
**vs. New England (10/1)** and **at San Francisco (10/8)** Inactive/  
Injured-Ankle.

## 67 Brock Hoffman, C

Games/Starts: 2023-7/1 Career-10/1  
Playoffs: 2022-1/0 Career-1/0

- Signed to the active roster on Sept. 30.

**at N.Y. Giants (9/10)** Promoted from the practice squad and played on offense and special teams.  
**vs. N.Y. Jets (9/17)** Called up from the practice squad for the second straight week to play on special teams.  
**at Arizona (9/24)** Made his first career start at center for an injured Tyler Biadasz (hamstring). Blocked for an offense that accumulated a season-high 416 total net yards and 185 rushing yards. The offense also notched 26 first downs, including a season-best 12 rushing first downs that tied the most rushing first downs in a game since Head Coach Mike McCarthy arrived in 2020 - against Carolina (10/3/21) and at Minnesota (11/20/22).  
**vs. New England (10/1)** and **at San Francisco (10/8)** Played on offense and special teams.  
**at LA Chargers (10/16)** Saw time on special teams.  
**vs. LA Rams (10/29)** Saw action on offense and special teams.

## 28 Malik Hooker, S

Games/Starts: 2023-7/7 Career-74/51  
Playoffs: 2022-2/2 Career-4/3

Last Game	Tackles									
	Solo	Asst	-	Tot	Sks/ Yds	Tkl/ Loss	QB Prs	PBU	FF-FR	
2023	15	13	-	28				2		
Career	177	85	-	262		5(-11)		18	0-3	

Last Game	Interceptions					Fumble Recoveries				
	No.	Yds.	Avg.	Lg	TD	No.	Yds.	Avg.	Lg	TD
2023	1	0	0.0	0	0					
Career	12	175	14.6	32	0	3	41	13.6	38t	1

Last Game	Special Teams									
	Solo	Asst	-	Tot	FF	FR	BP	BFG	BXP	
Career	1	0	-	1						

- Served as the defensive captain in Week 4.

**at N.Y. Giants (9/10)** Posted five tackles in a start at safety. Part of a defense whose 40-0 victory marked the largest shutout in Cowboys history and the largest shutout in a NFL season opener since 1999 when Pittsburgh defeated Cleveland 43-0.  
**vs. N.Y. Jets (9/17)** Pulled in his first interception of the season along with two pass breakups and two tackles.  
**at Arizona (9/24)** Tallied six stops.  
**vs. New England (10/1)** Registered three tackles to reach 250 for his career.  
**at San Francisco (10/8)** Tied for second on the defense with nine stops.

**at LA Chargers (10/16)** Made his 50th career start to the tune of two tackles.

**vs. LA Rams (10/29)** Added a tackle.

## 19 Noah Igbinoghene, CB

Games/Starts: 2023-4/0 Career-36/5  
Playoffs: 2022-0/0 Career-0/0

Last Game	Tackles									
	Solo	Asst	-	Tot	Sks/ Yds	Tkl/ Loss	QB Prs	PBU	FF-FR	
2023										
Career	21	3	-	24				5	0-2	

Last Game	Interceptions					Fumble Recoveries				
	No.	Yds.	Avg.	Lg	TD	No.	Yds.	Avg.	Lg	TD
Career	1	0	0.0	0	0	3	0	0.0	0	0

Last Game	Special Teams									
	Solo	Asst	-	Tot	FF	FR	BP	BFG	BXP	
Career			-	5						

Last Game	Kickoff Returns									
	No.	Yds.	Avg.	Lg	TD					
Career	4	68	17.0	22	0					

**at N.Y. Giants (9/10)** Made his Cowboys debut and played on defense and special teams. Returned a blocked field goal 58 yards for his first career touchdown. It marked the first time Dallas returned a blocked field goal for a touchdown since against Minnesota (10/21/07) when Chris Canty made the block, and Patrick Watkins recovered the ball and returned it 68 yards for the score.

**vs. N.Y. Jets (9/17)** Inactive.  
**at Arizona (9/24)** and **vs. New England (10/1)** Played on special teams.  
**at San Francisco (10/8)** Saw action on defense and special teams.  
**at LA Chargers (10/16)** and **vs. LA Rams (10/29)** Inactive.

## 46 Malik Jefferson, LB

Games/Starts: 2023-3/0 Career-38/0  
Playoffs: 2022-0/0 Career-0/0

Last Game	Tackles									
	Solo	Asst	-	Tot	Sks/ Yds	Tkl/ Loss	QB Prs	PBU	FF-FR	
2023	1	1	-	2		1(-4)				
Career	2	3	-	5		1(-4)				

Last Game	Special Teams									
	Solo	Asst	-	Tot	FF	FR	BP	BFG	BXP	
2023	1	0	-	1						
Career	9	5	-	14						

- Served as the special teams captain in Week 6.

**vs. New England (10/1)** Was elevated from the practice squad to make his season debut on special teams.  
**at San Francisco (10/8)** Elevated for the second straight week and posted two tackles and his first career tackle for loss on defense.  
**at LA Chargers (10/16)** Elevated from the practice squad for the third straight game and notched a tackle on special teams.

## 1 Jayron Kearse, S

Games/Starts: 2023-7/7 Career-110/48  
Playoffs: 2022-2/2 Career-6/3

Last Game	Tackles									
	Solo	Asst	-	Tot	Sks/ Yds	Tkl/ Loss	QB Prs	PBU	FF-FR	
2023	22	10	-	32	1.0(-2)	2(-7)	3	3		
Career	220	95	-	315	4.5(-20)	16(-37)	23	28	2-4	

Last Game	Interceptions					Fumble Recoveries				
	No.	Yds.	Avg.	Lg	TD	No.	Yds.	Avg.	Lg	TD
2023	1	32	32.0	32	0					
Career	5	68	13.6	34	0	4	7	1.7	6	0

Last Game	Special Teams									
	Solo	Asst	-	Tot	FF	FR	BP	BFG	BXP	
Career			-	45						

- Served as the defensive captain in Week 8.

**at N.Y. Giants (9/10)** Started at safety and finished second on the defense with seven tackles and a hurry. Part of a defense whose

Jayron Kearse, cont.

40-0 victory marked the largest shutout in Cowboys history and the largest shutout in a NFL season opener since 1999 when Pittsburgh defeated Cleveland 43-0.

**vs. N.Y. Jets (9/17)** Gathered an interception he returned 32 yards along with two tackles and a pass breakup.

**at Arizona (9/24)** Logged six stops.

**vs. New England (10/1)** Recorded two tackles to reach 300 for his career while also adding two pass breakups.

**at San Francisco (10/8)** Tallied three tackles, a tackle for loss and a sack - both the first of the season

**at LA Chargers (10/16)** Tied for second on the defense with seven tackles while also adding two quarterback pressures.

**vs. LA Rams (10/29)** Made five tackles and one tackle for loss

## 88 CeeDee Lamb, WR

Games/Starts: 2023-7/7 Career-56/51  
Playoffs: 2022-2/2 Career-3/3

	Receiving					Rushing				
	Rec.	Yds.	Avg.	Lg	TD	Att.	Yds.	Avg.	Lg	TD
Last Game.....	12	158	13.2	26	2	1	12	12.0	12	0
2023.....	46	633	13.8	49	3	4	33	8.3	12	0
Career.....	306	4,029	13.2	52t	23	33	238	7.2	33	1

	Punt Returns						Kickoff Returns				
	No.	Yds.	Avg.	FC	Lg	TD	No.	Yds.	Avg.	Lg	TD
Career.....	38	311	8.2	18	27	0	1	47	47.0	47t	1

• Served as the offensive captain in Week 2.

**at N.Y. Giants (9/10)** Played in his 50th career game and paced all receivers with a game-high four receptions for 77 yards, including a long catch of 49 yards. Now has 3,473 career receiving yards to pass Dez Bryant (3,440) for the most receiving yards by a Cowboys player in their first 50 career games.

**vs. N.Y. Jets (9/17)** Led all receivers with a career-high tying 11 catches for 143 yards (third). Now has four career games with 10-or-more catches, tied with Dez Bryant for the fifth-most 10-catch games in Cowboys history and are the most in a Cowboys player's first four seasons. Now has four career games with at least 10 receptions and 100 yards, tied with Miles Austin for fourth in franchise history.

**at Arizona (9/24)** Made four receptions for 53 yards and rushed twice for nine yards.

**vs. New England (10/1)** Had four receptions for 36 yards and his first receiving touchdown of the season. His touchdown was also the 21st touchdown catch of his career to serve as the fourth-most touchdown receptions in a Cowboys player's first four seasons

**at San Francisco (10/8)** Collected four passes for 49 yards.

**at LA Chargers (10/16)** Made his 50th career start to the tune of seven catches for 117 yards. It was his 12th career 100-yard receiving game, second of the season. Caught five passes for 84 yards in the first half, the fourth-most first half receiving yards in his career.

**vs. LA Rams (10/29)** Tallied career-highs in receptions (12), receiving yards (158) and tied a career-best with two touchdown catches. Notched his third career game with at least 10 receptions, 100 yards and two touchdown catches, the most such games in franchise history. Recorded his sixth career multi-touchdown game, third-most multi-touchdown games in a Cowboys player's first four seasons. His 158 receiving yards were the most by a Cowboys player in a game since 2019, when Cooper had 226 receiving yards against Green Bay (10/6). Reached 300 (308) career receptions and 4,000 (4,029) career receiving yards. Became the fastest receiver in franchise history to reach 300 career catches and the 17th NFL receiver to surpass 300 receptions in his first 56 career games. His 12 receptions were the most by a Cowboys player since Cooper collected 13 receptions in the 2021 season opener at Tampa Bay (9/9). Became the second-fastest Cowboy to reach 4,000 yards (56 games) and the third player in team history with 4,000 yards in his first four seasons, joining Bob Hayes (4,142) and Dez Bryant (4,104). Caught nine passes for 122 yards and two touchdowns in the first half. His 122 yards are the most in the first half in a game in his career, and the third time in his career he has surpassed 100 receiving yards in a first half. His 170 scrimmage yards (158 receiving and 12 rushing) were a career-best and the most by any Cowboys player since Tony Pollard had 189 scrimmage yards in 2022 at Minnesota (11/20).

## 15 Trey Lance, QB

Games/Starts: 2023-0/0 Career-8/4  
Playoffs: 2022-0/0 Career-0/0

	Passing									
	Att	Com	Yds	Pct	Yds/Att	TD	Int	Lng	Sk/Yds	Rtng
Last Game.....	INACTIVE/3RD QB									
2023.....										
Career.....	102	56	797	54.9	7.8	5	3	76t	6/24	84.5

	Rushing					Receiving				
	Att.	Yds.	Avg.	Lg	TD	Rec.	Yds.	Avg.	Lg	TD
Last Game.....	INACTIVE/3RD QB									
2023.....										
Career.....	54	235	4.4	15	1					

**at N.Y. Giants (9/10), vs. N.Y. Jets (9/17), at Arizona (9/24), vs. New England (10/1), at San Francisco (10/8), at LA Chargers (10/16) and vs. LA Rams (10/29)** Inactive/Third Quarterback.

## 90 DeMarcus Lawrence, DE

Games/Starts: 2023-7/7 Career-127/109  
Playoffs: 2022-2/2 Career-8/5

	Tackles			Sks/ Yds	Tkl/ Loss	QB Prs	PBU	FF-FR
	Solo	Asst	Tot					
Last Game.....	2	1	3		1(-1)	1		
2023.....	11	10	21	2.0(-10)	3(-7)	20	2	
Career.....	218	139	357	56.5(-448)	58(-134)	295	18	19-8

	Interceptions					Fumble Recoveries				
	No.	Yds.	Avg.	Lg	TD	No.	Yds.	Avg.	Lg	TD
Career.....	2	53	26.5	40t	1	8	24	3.0	19tt	1

• Served as the defensive captain in Week 1.

**at N.Y. Giants (9/10)** Started the season opener and provided a tackle, a sack and three hurries. The defense totaled seven sacks, second-most in a season opener in team history, trailing only the nine against Pittsburgh (9/4/94). Part of a defense whose 40-0 victory marked the largest shutout in Cowboys history and the largest shutout in a NFL season opener since 1999 when Pittsburgh defeated Cleveland 43-0.

**vs. N.Y. Jets (9/17)** Contributed three tackles, a tackle for loss, six quarterback pressures and a pass breakup.

**at Arizona (9/24)** Tallied four tackles, one for loss, a sack and two quarterback pressures.

**vs. New England (10/1)** Added four hurries and a tackle.

**at San Francisco (10/8)** Played in his 125th career game and totaled four stops and a hurry.

**at LA Chargers (10/16)** Logged five tackles, three hurries and a pass breakup.

**vs. LA Rams (10/29)** Made three tackles, a tackle for loss and a hurry.

## 2 Jourdan Lewis, CB

Games/Starts: 2023-6/1 Career-89/44  
Playoffs: 2022-0/0 Career-3/0

	Tackles			Sks/ Yds	Tkl/ Loss	QB Prs	PBU	FF-FR
	Solo	Asst	Tot					
Last Game.....	2	1	3					
2023.....	10	6	16		1(-1)		1	1-1
Career.....	225	51	276	8.5(-46)	9(-17)	3	33	2-7

	Interceptions					Fumble Recoveries				
	No.	Yds.	Avg.	Lg	TD	No.	Yds.	Avg.	Lg	TD
Last Game.....						1	0	0.0	0	0
2023.....						7	87	12.4	63t	1
Career.....	8	140	17.5	66	0	7	87	12.4	63t	1

	Special Teams			Rushing				
	Solo	Asst	Tot	Att.	Yds.	Avg.	Lg	TD
Career.....	3	0	3	2	12	6.0	7t	0

	Kickoff Returns				
	No.	Yds.	Avg.	Lg	TD
Career.....	2	38	19.0	19t	0

**at N.Y. Giants (9/10)** Inactive.

**vs. N.Y. Jets (9/17)** Made his season debut on defense.

**at Arizona (9/24)** Logged his first stats of the season with three tackles and a tackle for loss.

**vs. New England (10/1)** Tallied five stops



Jourdan Lewis, cont.

**at San Francisco (10/8)** Notched two tackles, a pass breakup and forced and recovered a fumble. It was his first forced fumble and fumble recovery since at Washington (12/12/21).

**at LA Chargers (10/16)** Added three stops.

**vs. LA Rams (10/29)** Made his first start of the season when the defense opened the game with three cornerbacks and had three stops.

## 40 Hunter Luepke, RB

Games/Starts: 2023-7/0 Career-7/0

	Rushing					Receiving				
	Att.	Yds.	Avg.	Lg	TD	Rec.	Yds.	Avg.	Lg	TD
Last Game.....						1	-2	-2.0	-2	0
2023.....	3	13	4.3	9	1	2	10	5.0	12	0

	Kickoff Returns				
	No.	Yds.	Avg.	Lg	TD
Last Game.....					
2023.....	1	0	0.0	0	0

	Special Teams							
	Solo	Asst	-	Tot	FF	FR	BP	BFG
Last Game.....								
2023.....	1	0	-	1				

**at N.Y. Giants (9/10)** Made his NFL debut on offense and special teams.  
**vs. N.Y. Jets (9/17)** Recorded his first career stats when he recovered a kickoff on a squib kick in the second quarter.

**at Arizona (9/24)** Notched his first career stats on offense with one rush for nine yards and one reception for 12 yards.

**vs. New England (10/1)** Rushed two times for four yards including a three-yard score for his first career NFL touchdown. The last Cowboys rookie to rush for his first career touchdown within the first four games of the season was Tony Pollard in 2019 (vs. Mia, 9/22).

**at San Francisco (10/8)** Saw action on offense and special teams where he notched his first career special teams tackle.

**at LA Chargers (10/16)** Played on offense and special teams.

**vs. LA Rams (10/29)** Caught one pass for a loss of two yards on offense and also saw time on special teams.

## 70 Zack Martin, G

Games/Starts: 2023-6/6 Career-143/143  
 Playoffs: 2022-2/2 Career-8/8

• Served as the offensive captain in Week 6.

**at N.Y. Giants (9/10)** Started the season opener at right guard and blocked for an offense that generated 265 total net yards, including 122 yards on the ground highlighted by 70 yards and two rushing scores by Tony Pollard. The offensive line also did not allow a sack of Dak Prescott during 24 dropbacks as he passed for 143 yards.

**vs. N.Y. Jets (9/17)** Part of an offense that commanded the time of possession with a mark of 42:15, the second-highest amount for a non-overtime, regular season game in franchise history. Collectively, the offense compiled 382 total net yards and 26 first downs. Left the game in the fourth quarter with an ankle injury but returned for the final offensive series.

**at Arizona (9/24)** Inactive/Injured-Ankle.

**vs. New England (10/1)** Returned from a one-game absence (ankle) to start at right guard. Assisted the offense in compiling four drives of 10-plus plays, giving the Dallas offense a league-leading 16 on the season. On the day, the offense racked up 377 total net yards and 22 first downs, while holding the ball for 35:09

**at San Francisco (10/8)** The offense, behind the offensive line, was limited to 197 total net yards, eight first downs and a 22:55 time of possession mark.

**at LA Chargers (10/16)** Helped an offense that posted 342 total net yards, a season-high 272 passing yards and 20 first downs

**vs. LA Rams (10/29)** The team exploded for a season-high 43 points and 285 passing yards as part of 387 total net yards and 24 first downs. Behind the line's protection, Prescott threw for 304 yards and four touchdowns - both season-highs.

## 84 Sean McKeon, TE

Games/Starts: 2023-4/0 Career-40/3  
 Playoffs: 2022-2/0 Career-3/0

	Receiving				
	Rec.	Yds.	Avg.	Lg	TD
Last Game.....					
2023.....					
Career.....	6	38	6.3	12	1

	Special Teams							
	Solo	Asst	-	Tot	FF	FR	BP	BFG
Career.....	1	2	-	3		1		

• Signed to the active roster on Oct. 12.

**vs. New England (10/1)** Elevated from the practice squad to make his first appearance of the season on offense and special teams, recovering an fumble on offense.

**at San Francisco (10/8)** Elevated from the practice squad for the second straight week to play on offense and special teams.

**at LA Chargers (10/16)** and **vs. LA Rams (10/29)** Saw time on offense and special teams.

## 24 Israel Mukuamu, S

Games/Starts: 2023-4/0 Career-23/3  
 Playoffs: 2022-2/0 Career-2/0

	Tackles			Sks/ Yds	Tkl/ Loss	QB Prs	PBU	FF-FR
	Solo	Asst	- Tot					
Last Game.....								
2023.....								0-1
Career.....	13	3	- 16			1		0-1

	Interceptions					Fumble Recoveries				
	No.	Yds.	Avg.	Lg	TD	No.	Yds.	Avg.	Lg	TD
Career.....	1	0	0.0	0	0					

	Special Teams							
	Solo	Asst	-	Tot	FF	FR	BP	BFG
Career.....	2	0	-	2				

**at N.Y. Giants (9/10)** Played on special teams and defense where he recovered his first career fumble.

**vs. N.Y. Jets (9/17)** Saw time on defense and special teams.

**at Arizona (9/24), vs. New England (10/1)** and **at San Francisco (10/8)** Inactive.

**at LA Chargers (10/16)** Played on special teams.

**vs. LA Rams (10/29)** Saw time on defense and special teams.

## 97 Osa Odighizuwa, DT

Games/Starts: 2023-7/7 Career-40/36  
 Playoffs: 2022-2/2 Career-3/2

	Tackles			Sks/ Yds	Tkl/ Loss	QB Prs	PBU	FF-FR
	Solo	Asst	- Tot					
Last Game.....	1	2	- 3			3		
2023.....	12	16	- 28	3.0(-18)	2(-5)	15		
Career.....	56	46	- 102	9.0(-65)	11(-28)	43		1-0

• Served as the defensive captain in Week 2.

**at N.Y. Giants (9/10)** Started the season opener and tallied a career-high 2.0 sacks - his first career game with 2.0-or-more sacks - along with four tackles and three quarterback pressures. His sacks contributed to a team seven sacks, second-most in a season opener in team history, trailing only the nine against Pittsburgh (9/4/94). Part of a defense whose 40-0 victory marked the largest shutout in Cowboys history and the largest shutout in a NFL season opener since 1999 when Pittsburgh defeated Cleveland 43-0.

**vs. N.Y. Jets (9/17)** Tallied two tackles, a sack and a hurry.

**at Arizona (9/24)** Contributed four tackles and a tackle for loss.

**vs. New England (10/1)** Added four stops.

**at San Francisco (10/8)** Logged four tackles and three hurries.

**at LA Chargers (10/16)** Set career-highs in tackles (seven) and quarterback pressures (five) while also adding a tackle for loss

**vs. LA Rams (10/29)** Made three tackles to reach 100 for his career along with three quarterback pressures.



## 11 Micah Parsons, LB

Games/Starts: 2023-7/7 Career-40/40  
Playoffs: 2022-2/2 Career-3/3

	Solo	Tackles	Asst	Tot	Sks/	Tkl/	QB		
					Yds	Loss	Prs	PBU	FF-FR
Last Game.....	1	0	-	1	1.0(-9)	1(-2)	7	1	
2023.....	9	11	-	20	6.0(-49)	4(-9)	39	2	1-1
Career.....	95	43	-	138	32.5(-258)	21(-54)	150	8	7-4

	No.	Yds.	Avg.	Lg	TD	No.	Yds.	Avg.	Lg	TD
Last Game.....										
2023.....						1	0	0.0	0	0
Career.....						3	36	12.0	36t	1

- Served as the defensive captain in Week 6.
- Earned NFC Defensive Player of the Month (September) for the first time of his career, and joined Sean Lee as the only Cowboys linebackers to win the award. Finished the month of September with 10 tackles, 4.0 sacks, 15 quarterback hurries, a pass breakup, a forced fumble and a fumble recovery.
- Named NFC Defensive Player of the Week (Week 2) for the third time of his career after tallying 2.0 sacks, three tackles - two for loss - six quarterback hurries, a pass breakup, a forced fumble and a fumble recovery against the Jets.

**at N.Y. Giants (9/10)** Started at defensive end and posted two tackles, a sack and six quarterback pressures. His sack gave him 27.5 for his career - tied with Joey Bosa for the 10th-most in NFL history through a player's first 34 career games. His sack contributed to a team seven sacks, second-most in a season opener in team history, trailing only the nine against Pittsburgh (9/4/94). Part of a defense whose 40-0 victory marked the largest shutout in Cowboys history and the largest shutout in a NFL season opener since 1999 when Pittsburgh defeated Cleveland 43-0.

**vs. N.Y. Jets (9/17)** Compiled three tackles, two tackles for loss, 2.0 sacks, six quarterback hurries, a pass breakup, a forced fumble and a fumble recovery. His 10 career games with 2.0-or-more sacks tied Aldon Smith and Shawne Merriman for the most 2.0-sack games in a NFL player's first 35 career games. In total, his 29.5 career sacks are the eighth-most through a NFL player's first 35 career games, and he is the first player with 29.5 sacks through his first 35 games since Myles Garrett (30.5).

**at Arizona (9/24)** Posted five stops, a sack and three hurries. It was his third straight game with a sack, and he became the fifth Cowboy - sixth instance - to start the season with a three-game sack streak, joining DeMarcus Ware (2008 and 2011), Anthony Spencer (2011), DeMarcus Lawrence (2017) and Jason Hatcher (2013). Became the eighth NFL player - first Cowboy - since 1982 to surpass 30.0 sacks in his first 36 career games.

**vs. New England (10/1)** Notched a career-high nine quarterback pressures, two tackles and a tackle for loss.

**at San Francisco (10/8)** Logged six stops and two hurries.

**at LA Chargers (10/16)** Added a sack, eight hurries and a tackle.

**vs. LA Rams (10/29)** Tallyed a tackle, a tackle for loss, a sack, seven hurries and a pass breakup.

## 20 Tony Pollard, RB

Games/Starts: 2023-7/7 Career 69/13  
Playoffs: 2022-2/0 Career-3/0

	Att.	Yds.	Avg.	Lg	TD	Rec.	Yds.	Avg.	Lg	TD
Last Game.....	12	53	4.4	13	0	1	2	2.0	2	0
2023.....	108	423	3.9	31	2	26	178	6.8	60	0
Career.....	618	3,039	4.9	58t	19	147	1,186	8.1	68t	5

	No.	Yds.	Avg.	Lg	TD
Career.....	63	1,500	23.8	100t	1

	Solo	Asst	Tot	FF	FR	BP	BFG	BXP
Career.....	7	0	7					

- Served as the offensive captain in Week 1.
- at N.Y. Giants (9/10)** Opened the season as the starting running back and rushed for 70 yards on 14 carries (5.0 avg.) and totaled two touchdowns on the ground, his fourth career game with multiple rushing touchdowns. Also became the 10th player in team history to rush for multiple touchdowns in a season opener, and the first since Marion Barber in 2008 (at Cleveland, 9/7).

**vs. N.Y. Jets (9/17)** Tallyed a career-high 25 carries for 72 yards and caught seven passes for 37 yards for a career-high 32 total touches. Became the first Cowboys running back to carry the ball 25 times in a game since Ezekiel Elliott had 28 rushes at the N.Y. Jets (10/13/19). Totaled 109 scrimmage yards, his 13th career game with 100 scrimmage yards.

**at Arizona (9/24)** Carried the ball 23 times for 122 yards (5.3 avg.) - third-most rushing yards in a game of his career. It also marked his seventh career 100-yard rushing game and his first since he had 115 yards at Green Bay (11/13/22). Part of a rushing attack that accumulated a season-high 185 rushing yards and 12 rushing first downs - tied for the most rushing first downs in a game since Head Coach Mike McCarthy arrived in 2020 - against Carolina (10/3/21) and at Minnesota (11/20/22). Also had three receptions for -1 yard to tally 121 scrimmage yards, his 14th career game with 100 scrimmage yards.

**vs. New England (10/1)** Added 47 yards on 11 rushes and 13 yards on three catches.

**at San Francisco (10/8)** Rushed eight times for 29 yards and caught four passes for 35 yards, including a season-long catch of 26 yards.

**at LA Chargers (10/16)** Finished with 110 scrimmage yards (30 rushing; 80 receiving), his third game this season - 15th of his career - with 100-plus scrimmage yards. Had a 60-yard reception - second-longest catch of his career - as part of his six receptions (tied the second-most in his career) for 80 receiving yards (second).

**vs. LA Rams (10/29)** Tallyed 53 yards on 12 rushes and two yards on one reception. Became the 12th player in franchise history to reach 3,000 career rushing yards (3,039).

## 4 Dak Prescott, QB

Games/Starts: 2023-7/7 Career-104/104  
Playoffs: 2022-2/2 Career-6/6

	Att	Com	Yds	Pct	Yds/Att	TD	Int	Lng	Sk/Yds	Rtng
Last Game.....	31	25	304	80.6	9.8	4	1	26	3/22	133.7
2023.....	221	157	1,637	71.0	7.4	10	5	60	17/114	97.8
Career.....	3,504	2,342	26,580	66.8	7.6	176	70	90t	213/1,276	97.8

	Att.	Yds.	Avg.	Lg	TD	Rec.	Yds.	Avg.	Lg	TD
Last Game.....	4	19	4.8	9	0					
2023.....	23	104	4.5	18t	1					
Career.....	375	1,746	4.7	42	27	1	11	11.0	11t	1

- Served as the offensive captain in Week 5.

**at N.Y. Giants (9/10)** Opened the season 13-of-24 (54.2) for 143 yards with no touchdowns and no interceptions. Also added one rush for six yards. Won his 11th consecutive start against the New York Giants, tying Roger Staubach with the longest win streak against the Giants since 1950. Also improved his career record against the NFC East to 28-7, and in total, his 62 career wins tied Danny White for the fourth-most wins among Cowboys quarterbacks. Eclipsed 25,000 career passing yards (25,086), joining Aaron Rodgers as the only two players in NFL history to amass 25,000 passing yards and 1,500 rushing yards in their first 100 career games.

**vs. N.Y. Jets (9/17)** Completed 31-of-38 passes (81.6%) for 255 yards, two touchdowns and no interceptions. Has now thrown a touchdown pass against 30 of the 31 opposing NFL teams. Also totaled a 112.2 passer rating, his 51st career game with a passer rating of 100.0-or-better. His 81.6 completion percentage was the sixth-highest of his career and his highest completion rate since last season at Minnesota (11/20 88.0%). Was his 63rd career win as the starting quarterback to break a tie with Danny White (62) for the fourth-most all-time wins among Cowboys quarterbacks.

**at Arizona (9/24)** Played and started in his 100th career game as he passed for 249 yards with one touchdown and an interception on 25-of-40 passes (62.5%). With 25 completions, he (2,254) surpassed Jared Goff and Matt Ryan for the third-most completions in a player's first 100 career games, and his 25,590 career passing yards are the eighth-most passing yards by a player in his first 100 career games in NFL history.

**vs. New England (10/1)** Connected on 28-of-34 passes for 261 yards with one touchdown and no interceptions. His 82.4 completion percentage was a season-high and the sixth-highest of his career. Also finished with a 108.5 passer rating, his second game this season with a 100.0 rating and the 52nd of his career, which is the second-most 100.0 rating games in a NFL quarterback's first eight seasons (Russell Wilson, 65).

**at San Francisco (10/8)** Held to 153 yards on 14-of-24 passes with one touchdown and three interceptions. Also rushed once for two yards.

Dak Prescott, cont.

**at LA Chargers (10/16)** Threw for 272 yards - including a season-long pass of 60 yards - on 21-of-30 passes with one touchdown. Also led the team with a season-high 40 yards on seven carries and a touchdown. His rushing touchdown was an 18-yard rush that marked the longest rushing score of his career and the longest by a Cowboys quarterback since Jon Kitna had a 29-yard touchdown run in 2010 against Detroit (11/21). It also marked his 27th career rushing score and his first since 2022 against Chicago (10/30). His 40 rushing yards were the sixth-most in a game of his career, and his seven rushing attempts were the most since 2021 at Washington (12/12). After throwing a touchdown, he has now thrown a touchdown against all 31 NFL opponents. Improved his career record to 5-1 on Monday Night Football. Orchestrated a 14-play, 54-yard drive that resulted in a field goal to take a 20-17 lead in the fourth quarter. Dallas held on to win, giving him his 20th game-winning drive, tied with Ben Roethlisberger and Ryan Tannehill for the fifth-most game-winning drives since 2016, and his 20 game-winning drives are second in team history behind Romo (24). His 9.07 yards-per-attempt was his highest mark of the season and the most since averaging 9.91 yards-per-attempt in 2022 against Philadelphia (12/24).

**vs. LA Rams (10/29)** Completed 25-of-31 passes for a season-high 304 yards, four touchdowns and one interception. His four passing touchdowns marked his eighth career game with four scores through the air, tying White for second in Cowboys history, and it was the first time he accomplished this feat since throwing four touchdowns in the season finale at Philadelphia (1/8/22). His 80.6% completion rate was his third game of the season with a completion percentage of 80.0%-or-higher, most in the NFL. Now has six career games with 300 yards and four passing touchdowns, tied with Romo for the most such games in team history. It was his first 300-yard passing performance of the season and the 22nd of his career, second in team history behind Romo (46). His 133.7 passer rating was his highest rating of the season and the highest since a 139.3 passer rating at Minnesota (11/20/22). His 9.81 yards-per-attempt was his highest mark of the season.

## 76 Asim Richards, T

Games/Starts: 2023-5/0 Career-5/0

**at N.Y. Giants (9/10)** Made his NFL debut late in the second half on offense.  
**vs. N.Y. Jets (9/17)** Played on offense and special teams.  
**at Arizona (9/24)** Saw time on special teams.  
**vs. New England (10/1)** Played on offense and special teams.  
**at San Francisco (10/8)** and **at LA Chargers (10/16)** Inactive.  
**vs. LA Rams (10/29)** Played on offense and special teams. Was called into action at left tackle early in the fourth quarter after Chuma Edoga left the game due to injury (ankle).

## 10 Cooper Rush, QB

Games/Starts: 2023-4/0 Career-23/6  
 Playoffs: 2022-0/0 Career-0/0

	Passing									
	Att	Com	Yds	Pct	Yds/Att	TD	Int	Lng	Sk/Yds	Rtg
Last Game	3	2	3	66.7	1.0	0	0	5	0/0	70.1
2023	8	6	31	75.0	3.8	0	0	13	1/8	80.7
Career	220	131	1,506	59.5	6.8	8	4	73t	11/76	84.8

	Rushing				Receiving			
	Att	Yds	Avg	Lg	TD	Rec	Yds	Avg
Last Game	3	-3	-1.0	-1	0			
2023	7	-7	-1.0	0	0			
Career	27	4	0.1	15	0			

**at N.Y. Giants (9/10)** Entered the game in the fourth quarter with the score well in hand and attempted one pass that was incomplete.  
**vs. N.Y. Jets (9/17)** and **at Arizona (9/24)** Did not play.  
**vs. New England (10/1)** Saw action at quarterback late in the fourth quarter and completed both of his passes for 20 yards and lost two yards on three carries.  
**at San Francisco (10/8)** Played in the fourth quarter and completed both passes for eight yards and rushed once for a loss of two yards.  
**at LA Chargers (10/16)** Did not play.  
**vs. LA Rams (10/29)** Entered the game in the fourth quarter and connected on two-of-three passes for three yards. Also lost three yards on three kneeldowns.

## 47 Eric Saubert, TE

Games/Starts: 2023-1/0 Career-75/15  
 Playoffs: 2022-0/0 Career-0/0

	Receiving				
	Rec.	Yds.	Avg.	Lg	TD
Last Game					
2023					
Career	33	280	8.5	25	2

	Kickoff Returns				
	No.	Yds.	Avg.	Lg	TD
Career	2	21	10.5	15	0

	Special Teams							
	Solo	Asst	—	Tot	FF	FR	BP	BFG
Career				12		1		

• Signed with Dallas' practice squad on Oct. 24.  
**vs. LA Rams (10/29)** Made his Cowboys debut on special teams.

## 86 Luke Schoonmaker, TE

Games/Starts: 2023-7/0 Career-7/0

	Receiving				
	Rec.	Yds.	Avg.	Lg	TD
Last Game	1	13	13.0	13	0
2023	2	14	7.0	13	1

**at N.Y. Giants (9/10)** Made his NFL debut on offense and special teams.  
**vs. N.Y. Jets (9/17)** Scored his first career touchdown on his first career reception - a one-yard catch in the second quarter. Became the fifth Cowboy since 1990 to score on his first career catch, joining Tony Curtis (2007), Ventell Bryant (2019), Dak Prescott (2020) and Terence Steele (2021).  
**at Arizona (9/24), vs. New England (10/1), at San Francisco (10/8)** and **at LA Chargers (10/16)** Saw time on offense and special teams.  
**vs. LA Rams (10/29)** Caught one pass for 13 yards.

## 37 Eric Scott, CB

Games/Starts: 2023-0/0 Career-0/0

	Solo	Tackles	Asst –	Tot	Sks/ Yds	Tkl/ Loss	QB Prs	PBU	FF-FR
Last Game.....					INACTIVE				
2023 .....									

**at N.Y. Giants (9/10), vs. N.Y. Jets (9/17), at Arizona (9/24), vs. New England (10/1), at San Francisco (10/8), at LA Chargers (10/16)** and **vs. LA Rams (10/29)** Inactive.

## 44 Trent Sieg, LS

Games/Starts: 2023-7/0 Career-87/0  
 Playoffs: 2022-0/0 Career-1/0

	Special Teams							
	Solo	Asst	—	Tot	FF	FR	BP	BFG
Last Game								
2023	1	0	—	1				
Career	3	2	—	5				

• Served as the special teams captain in Week 8.  
**at N.Y. Giants (9/10)** Made his Cowboys debut while contributing clean snaps on five extra points, three punts and two field goals.  
**vs. N.Y. Jets (9/17)** Snapped cleanly on five field goals, three punts and an extra point.  
**at Arizona (9/24)** Provided clean snaps for three field goals, two punts and an extra point.  
**vs. New England (10/1)** Cleanly snapped on three field goals, three extra points, two punts and a successful two-point conversion on a fake PAT.  
**at San Francisco (10/8)** Made his first special teams tackle of the season while also adding clean snaps on five punts, a field goal and an extra point.  
**at LA Chargers (10/16)** Snapped cleanly on four punts, two field goals and two extra points.  
**vs. LA Rams (10/29)** Provided clean snaps on five PATs, two field goals and two punts.

## 58 Mazi Smith, DT

Games/Starts: 2023-7/0 Career-7/0

	Solo	Tackles Asst – Tot	Sks/ Yds	Tkl/ Loss	QB Prs	PBU	FF-FR
Last Game.....	1	0 – 1					
2023.....	3	4 – 7		1(-2)	1		

**at N.Y. Giants (9/10)** In his NFL debut, posted two tackles, a tackle for loss and a quarterback pressure - the first stats of his career. Part of a defense whose 40-0 victory marked the largest shutout in Cowboys history and the largest shutout in a NFL season opener since 1999 when Pittsburgh defeated Cleveland 43-0.

**vs. N.Y. Jets (9/17)** Played on the defensive line.

**at Arizona (9/24) and vs. New England (10/1)** Assisted on a tackle.

**at San Francisco (10/8)** Added a tackle.

**at LA Chargers (10/16)** Assisted on a tackle.

**vs. LA Rams (10/29)** Made one stop.

## 73 Tyler Smith, G/T

Games/Starts: 2023-5/5 Career-22/22  
Playoffs: 2022-2/2 Career-2/2

**at N.Y. Giants (9/10) and vs. N.Y. Jets (9/17)** Inactive/Injured-Hamstring.  
**at Arizona (9/24)** Made his season debut at left guard and blocked for an offense that accumulated a season-high 416 total net yards and 185 rushing yards. The offense also notched 26 first downs, including a season-best 12 rushing first downs that tied the most rushing first downs in a game since Head Coach Mike McCarthy arrived in 2020 - against Carolina (10/3/21) and at Minnesota (11/20/22).

**vs. New England (10/1)** Assisted the offense in compiling four drives of 10-plus plays, giving the Dallas offense a league-leading 16 on the season. On the day, the offense racked up 377 total net yards and 22 first downs, while holding the ball for 35:09

**at San Francisco (10/8)** The offense was limited to 197 total net yards, eight first downs and a 22:55 time of possession mark

**at LA Chargers (10/16)** Helped an offense that posted 342 total net yards, a season-high 272 passing yards and 20 first downs

**vs. LA Rams (10/29)** The team exploded for a season-high 43 points and 285 passing yards as part of 387 total net yards and 24 first downs. Behind the line's protection, Prescott threw for 304 yards and four touchdowns - both season-highs.

## 77 Tyron Smith, T

Games/Starts: 2023-4/4 Career-152/152  
Playoffs: 2022-2/2 Career-8/8

• Served as the offensive captain in Week 3.

**at N.Y. Giants (9/10)** Started the season opener at left tackle and blocked for an offense that generated 265 total net yards, including 122 yards on the ground highlighted by 70 yards and two rushing scores by Tony Pollard. The offensive line also did not allow a sack of Dak Prescott during 24 dropbacks as he passed for 143 yards.

**vs. N.Y. Jets (9/17)** Played and started in his 150th career game. Part of an offense that commanded the time of possession with a mark of 42:15, the second-highest amount for a non-overtime, regular season game in franchise history. Collectively, the offense compiled 382 total net yards and 26 first downs

**at Arizona (9/24)** Active but did not play (knee).

**vs. New England (10/1)** Inactive/Injured-Knee.

**at San Francisco (10/8)** Returned to start at left tackle as the offense, behind the offensive line, was limited to 197 total net yards, eight first downs and a 22:55 time of possession mark

**at LA Chargers (10/16)** Helped an offense that posted 342 total net yards, a season-high 272 passing yards and 20 first downs

**vs. LA Rams (10/29)** Inactive/Injured-Neck.

## 78 Terence Steele, T

Games/Starts: 2023-7/7 Career-52/47  
Playoffs: 2022-0/0 Career-1/0

**at N.Y. Giants (9/10)** Started the season opener at right tackle and blocked for an offense that generated 265 total net yards, including 122 yards on the ground highlighted by 70 yards and two rushing scores by Tony Pollard. The offensive line also did not allow a sack of Dak Prescott during 24 dropbacks as he passed for 143 yards.

**vs. N.Y. Jets (9/17)** Part of an offense that commanded the time of possession with a mark of 42:15, the second-highest amount for a non-overtime, regular season game in franchise history. Collectively, the offense compiled 382 total net yards and 26 first downs

**at Arizona (9/24)** Blocked for an offense that accumulated a season-high 416 total net yards and 185 rushing yards. The offense also notched 26 first downs, including a season-best 12 rushing first downs that tied the most rushing first downs in a game since Head Coach Mike McCarthy arrived in 2020 - against Carolina (10/3/21) and at Minnesota (11/20/22).

**vs. New England (10/1)** Assisted the offense in compiling four drives of 10-plus plays, giving the Dallas offense a league-leading 16 on the season. On the day, the offense racked up 377 total net yards and 22 first downs, while holding the ball for 35:09

**at San Francisco (10/8)** Played in his 50th career game as the offense, behind the offensive line, was limited to 197 total net yards, eight first downs and a 22:55 time of possession mark

**at LA Chargers (10/16)** Helped an offense that posted 342 total net yards, a season-high 272 passing yards and 20 first downs

**vs. LA Rams (10/29)** The team exploded for a season-high 43 points and 285 passing yards as part of 387 total net yards and 24 first downs. Behind the line's protection, Prescott threw for 304 yards and four touchdowns - both season-highs.

## 30 Juanyeh Thomas, S

Games/Starts: 2023-6/1 Career-6/1  
Playoffs: 2022-0/0 Career-0/0

	Solo	Tackles Asst – Tot	Sks/ Yds	Tkl/ Loss	QB Prs	PBU	FF-FR
Last Game.....							
2023.....	3	2 – 5			1	1	
Career.....	3	2 – 5			1	1	

	Solo	Special Teams Asst – Tot	FF	FR	BP	BFG	BXP
Last Game.....							
2023.....						1	
Career.....						1	

• Served as the special teams captain in Week 2.

**at N.Y. Giants (9/10)** Started his first career game when the team started in a three-safety set and logged two tackles, a quarterback pressure and a pass breakup - all the first stats of his career. Also blocked his first career field goal that was returned 58 yards for a touchdown by Noah Igbinoghene on New York's first offensive drive. Part of a defense whose 40-0 victory marked the largest shutout in Cowboys history and the largest shutout in a NFL season opener since 1999 when Pittsburgh defeated Cleveland 43-0.

**vs. N.Y. Jets (9/17)** Added a tackle on defense.

**at Arizona (9/24)** Played on special teams.

**vs. New England (10/1)** Posted two stops on defense.

**at San Francisco (10/8)** Played on defense and special teams.

**at LA Chargers (10/16)** Inactive/Injured-Hamstring.

**vs. LA Rams (10/29)** Saw time on defense and special teams.

## 18 Jalen Tolbert, WR

Games/Starts: 2023-7/2 Career-15/3  
Playoffs: 2022-0/0 Career-0/0

	Rec.	Yds.	Avg.	Lg	TD
Last Game.....					
2023.....	7	71	10.1	18	0
Career.....	9	83	9.2	18	0

	Solo	Asst – Tot	Special Teams FF	FR	BP	BFG	BXP
Last Game.....							
2023.....	2	0 – 2					
Career.....	2	0 – 2					

**at N.Y. Giants (9/10)** Played on offense and special teams in the season opener, and made his first career tackle on special teams.

**vs. N.Y. Jets (9/17)** Made his second career start and caught three passes for 18 yards.

**at Arizona (9/24)** Saw time on offense and special teams.

**vs. New England (10/1)** Recorded career-highs in receptions (four), receiving yards (53) and long catch (18). Also made a tackle on special teams.

**at San Francisco (10/8)** Made his second start of the season - third of his career - when the offense began the game in a four wide receiver set. Also saw action on special teams.

**at LA Chargers (10/16) and vs. LA Rams (10/29)** Played on offense and special teams.



## 9 KaVontae Turpin, WR

Games/Starts: 2023-7/0 Career-24/0  
Playoffs: 2022-2/0 Career-2/0

	Receiving					Rushing				
	Rec.	Yds.	Avg.	Lg	TD	Att.	Yds.	Avg.	Lg	TD
Last Game.....	1	13	13.0	13	0					
2023.....	5	51	10.2	26t	1	6	66	11.0	46	1
Career.....	7	73	10.4	26t	1	9	83	9.2	46	1

	Punt Returns						Kickoff Returns				
	No.	Yds.	Avg.	FC	Lg	TD	No.	Yds.	Avg.	Lg	TD
Last Game.....	2	0	0.0	0	0	0	2	88	44.0	63	0
2023.....	8	45	5.6	11	15	0	5	142	28.4	63	0
Career.....	37	348	9.4	37	52	0	26	650	25.0	63	0

	Special Teams					FR	BP	BFG	BXP
	Solo	Asst	-	Tot	FF				
Career.....	1	0	-	1					

**at N.Y. Giants (9/10)** In the season opener on offense had two receptions for 11 yards and rushed three times for 14 yards and his first career touchdown. Also returned two punts for 17 yards.

**vs. N.Y. Jets (9/17)** Caught one pass for nine yards and rushed twice for six yards on offense. Also fair caught four punts on special teams.

**at Arizona (9/24)** Had one punt return for no yards and one fair catch.

**vs. New England (10/1)** Talled one run for 46 yards, one catch for five yards and returned two punts 13 yards. His 46-yard run in the fourth quarter was the longest of his career and the longest run from scrimmage for the Cowboys in 2023.

**at San Francisco (10/8)** Hauled in his first career receiving touchdown on a 26-yard reception in the second quarter. Also returned his first two kickoffs of the season for 33 yards and fair caught a punt before leaving the game with an ankle injury.

**at LA Chargers (10/16)** Had one punt return for 15 yards with two fair catches and one kickoff returned 21 yards.

**vs. LA Rams (10/29)** Collected one reception for 13 yards on offense, then returned two kickoffs a season-high 88 yards, including a career-high tying 63-yard return.

## 55 Leighton Vander Esch, LB

Games/Starts: 2023-5/5 Career-71/65  
Playoffs: 2022-2/2 Career-5/5

	Tackles			Sks/ Yds	Tkl/ Loss	QB Prs	PBU	FF-FR
	Solo	Asst	- Tot					
Last Game.....								
2022.....	18	17	- 35		1(-2)	2		0-1
Career.....	372	185	- 557	3.5(-23)	13(-27)	18	13	3-1

	Interceptions					Fumble Recoveries				
	No.	Yds.	Avg.	Lg	TD	No.	Yds.	Avg.	Lg	TD
Last Week.....										
2023.....						1	11	11.0	11t	1
Career.....	3	63	21.0	28t	0	1	11	11.0	11t	1

	Special Teams					FR	BP	BFG	BXP
	Solo	Asst	-	Tot	FF				
Career.....	1	2	-	3					

• Placed on Reserve/Injured on Oct. 16 with a neck injury.

• Served as the defensive captain in Week 3.

**at N.Y. Giants (9/10)** Logged six tackles and two hurries. Part of a defense whose 40-0 victory marked the largest shutout in Cowboys history and the largest shutout in a NFL season opener since 1999 when Pittsburgh defeated Cleveland 43-0.

**vs. N.Y. Jets (9/17)** Posted four stops.

**at Arizona (9/24)** Made six tackles.

**vs. New England (10/1)** Led the defense with seven tackles and returned his first career fumble 11 yards in the second quarter for his first career touchdown.

**at San Francisco (10/8)** Led the defense with a season-high 12 tackles while also making a tackle for loss - his first of the season. Left the game in the fourth quarter with a neck injury and did not return.

## 42 Deuce Vaughn, RB

Games/Starts: 2023-5/0 Career-5/0

	Rushing					Receiving				
	Att.	Yds.	Avg.	Lg	TD	Rec.	Yds.	Avg.	Lg	TD
Last Game.....										
2023.....	20	40	2.0	13	0	5	19	3.8	11	0

Last Game.....	No.	Punt Returns			Lg	TD	No.	Kickoff Returns			Lg	TD
		Yds.	Avg.	FC				Yds.	Avg.			
2023.....	1	10	10.0	0	10	0						

**at N.Y. Giants (9/10)** Made his NFL debut on special teams and on offense, where he carried the ball six times for eight yards - his first career stats - in the fourth quarter.

**vs. N.Y. Jets (9/17)** Recorded his first career receptions - three for 16 yards - while also adding three runs for 16 yards.

**at Arizona (9/24)** Played on special teams.

**vs. New England (10/1)** Rushed eight times for nine yards and caught one pass for two yards.

**at San Francisco (10/8)** Had three carries for seven yards and caught one pass for a yard. Also recorded his first career punt return for 10 yards.

**at LA Chargers (10/16)** and **vs. LA Rams (10/29)** Inactive.

## 91 Tyrus Wheat, LB

Games/Starts: 2023-2/0 Career-2/0

	Tackles			Sks/ Yds	Tkl/ Loss	QB Prs	PBU	FF-FR
	Solo	Asst	- Tot					
Last Game.....								
2023.....	1	0	- 1					

• Signed to the active roster from the practice squad on Oct. 16.

**at LA Chargers (10/16)** Made his NFL debut and notched his first career tackle on defense.

**vs. LA Rams (10/29)** Played on defense and special teams.

## 54 Sam Williams, DE

Games/Starts: 2023-7/0 Career-22/0  
Playoffs: 2022-2/0 Career-2/0

	Tackles			Sks/ Yds	Tkl/ Loss	QB Prs	PBU	FF-FR
	Solo	Asst	- Tot					
Last Game.....	0	1	- 1			2		
2023.....	0	5	- 5	1.0(-7)		7		
Career.....	12	12	- 24	5.0(-33)	7(-15)	27	1	1-3

	Special Teams					FR	BP	BFG	BXP
	Solo	Asst	-	Tot	FF				
Last Game.....	1	0	-	1			1		
2023.....	1	0	-	1			1		
Career.....	1	0	-	1			1		

**at N.Y. Giants (9/10)** Had two stops and three hurries. Part of a defense whose 40-0 victory marked the largest shutout in Cowboys history and the largest shutout in a NFL season opener since 1999 when Pittsburgh defeated Cleveland 43-0.

**vs. N.Y. Jets (9/17)** Added two quarterback hurries.

**at Arizona (9/24)** Assisted on a tackle.

**vs. New England (10/1)** Collected his first sack of the season

**at San Francisco (10/8)** Assisted on a tackle.

**at LA Chargers (10/16)** Played on defense and special teams.

**vs. LA Rams (10/29)** Added a tackle and two hurries on defense. On special teams, he recorded his first career special teams tackle and his first career blocked punt in the second quarter that resulted in a safety when the ball went through the end zone. It was the first blocked punt by a Cowboy since Dorance Armstrong blocked a punt at the LA Rams (10/9/22).



## 6 Donovan Wilson, S

Games/Starts: 2023-5/3 Career-56/33  
Playoffs: 2022-2/2 Career-3/3

	Solo	Tackles			Sks/ Yds	Tkl/ Loss	QB Prs	PBU	FF-FR
Last Game.....	5	1	-	6					
2023.....	20	9	-	29		1(-5)	2		
Career.....	170	64	-	234	8.5(-60)	7(-16)	14	7	5-3

Interceptions					Fumble Recoveries					
	No.	Yds.	Avg.	Lg	TD	No.	Yds.	Avg.	Lg	TD
Career .....	3	0	0.0	0	0	2	0	0.0	0	0

Special Teams									
Solo	Asst	-	Tot	FF	FR	BP	BFG	BCP	
Career.....	10	1	-	11					

at N.Y. Giants (9/10) and vs. N.Y. Jets (9/17) Inactive/Injured-Calf.  
at Arizona (9/24) Made his season debut to the tune of four tackles,  
a tackle for loss and a quarterback pressure.

vs. New England (10/1) Tied for second on the defense with six  
stops.

at San Francisco (10/8) Tied for second on the defense with nine  
tackles.

at LA Chargers (10/16) Logged four stops and a hurry.

vs. LA Rams (10/29) Posted six tackles.

## 25 Nahshon Wright, CB

Games/Starts: 2023-2/0 Career-22/3  
Playoffs: 2022-0/0 Career-0/0

	Solo	Tackles			Sks/ Yds	Tkl/ Loss	QB Prs	PBU	FF-FR
Last Game.....									
2023.....									
Career.....	21	8	-	29		1(-1)		4	

Special Teams									
Solo	Asst	-	Tot	FF	FR	BP	BFG	BCP	
Last Game.....	0	1	-	1					
2023.....	0	1	-	1					
Career.....	3	1	-	4					

• Activated from Reserve/Injured (ankle) on Oct. 16.

at LA Chargers (10/16) Made his season debut on special teams.

vs. LA Rams (10/29) Assisted on a special teams tackle while also  
seeing time on defense.