



GAME NOTES

REGULAR SEASON GAME 2

JETS vs COWBOYS

SUNDAY, SEPTEMBER 10 at 3:25PM CST
AT&T STADIUM

DELIVERED BY:



QUICK FACTS

Dallas Cowboys (1-0)
vs.
New York Jets (1-0)

Regular Season Series Record:
Dallas leads the series 7-5

Last Meeting:
@ N.Y. Jets 24, Dallas 22, Oct. 13, 2019

Last Meeting in Dallas:
N.Y. Jets 19, Dallas 16, Dec. 19, 2015

Last Cowboys Win:
@ Dallas 34, N.Y. Jets 3, Nov. 22, 2007

Series Streak:
The N.Y. Jets have won three straight.

COWBOYS PR ON TWITTER

The official Twitter account of the Dallas Cowboys Public Relations team (@DallasCowboysPR) will provide pertinent stats, information, transactions, game updates and more throughout the week and on gameday. Follow us for the most up-to-date info related to the Cowboys organization.

TELEVISION & RADIO

CBS SPORTS/CBS 11 DFW
Play-By-Play: Jim Nantz
Analyst: Tony Romo
Sideline Reporter: Tracy Wolfson

KRLD-FM 105.3 THE FAN
Play-By-Play: Brad Sham
Analyst: Babe Laufenberg
Sideline Reporter: Kristi Scales

KMVK-FM 107.5 Mega
Play-By-Play: Victor Villalba
Analyst: Luis Perez
Sideline Reporter: Carlos Nava

COMPASS MEDIA (National)
Play-By-Play: Kevin Ray
Analyst: Danny White

BY THE NUMBERS

7

After ranking third in sacks in 2022, Dallas' pass rush was off and running in Week 1 with a league-high seven sacks at the N.Y. Giants. The Cowboys generated pressure on 23-of-37 dropbacks (62.2%), the fourth-highest pressure rate in a NFL game since 2019, per Next Gen Stats.

40

Since Head Coach Mike McCarthy arrived in 2020, the Cowboys have scored 40 points in 12 games, the most 40-point outings among NFL teams. Tampa Bay, Kansas City and Buffalo are tied for second with seven 40-point games during that span.

196

Since Dak Prescott was drafted in 2016, the Dallas Cowboys have scored 196 touchdowns and averaged 29.2 points-per-game at AT&T Stadium, the most touchdowns and points-per-game in the NFL at home during that span.

★ TABLE OF CONTENTS ★

Radio and TV broadcast info	1
Dallas Cowboys media schedule	1
Dallas Cowboys OMG info	1
Cowboys PR contact info	1
Dallas Cowboys 2023 schedule	2
DallasCowboys.com	2
Cowboys Round Up	3
What to watch for	4
Mike McCarthy Facts and Figures	5
2023 Coaching Staff	5
Mike McCarthy coaching record	6
Head coach bios	6
Player highlights	7
Series history	7
AT&T Stadium stats and figures	8
A Championship Tradition	9
Pro Bowl Numbers	9
Individual Notes	10-22
Dak Prescott	10-13
Tony Pollard	14
CeeDee Lamb	15-16
Brandin Cooks	17
Offensive Notes	18
Secondary Notes	19
Micah Parsons	20
Defensive Notes	21-22
Unofficial Depth Chart	24
Pronunciation Guide	24
Alphabetical Roster	25
Numerical Roster	26
Positional Roster	27
How The Cowboys Were Built	28
Contract Status	29
Contract Analysis	30
When The Cowboys Were Built	31
Transactions by Date	31
Transactions by Player	32
Team and Individual Stats	33-44
2022 Regular Season Stats	34
2022 Defensive Stats	35
Misc. Stats	36-44
Non-Media Guide Bios	45-48
Updated Player Bios	49-56

★ NFC BEAST ★

Team	W	L	T	Home	Road	Div.	Con.	PF	PA
Dallas	1	0	0	0-0	1-0	1-0	1-0	40	0
Philadelphia	1	0	0	0-0	1-0	0-0	0-0	25	20
Washington	1	0	0	1-0	0-0	0-0	1-0	20	16
New York	0	1	0	0-1	0-0	0-1	0-1	0	40

Three of the four teams in the NFC East advanced to the post-season in 2022, marking the third season since the NFL's realignment in 2002 that the NFC East sent three teams to the playoffs - 2006 and 2007.

All three NFC East teams - Cowboys, Giants and Eagles - also advanced to the Divisional Round, the only time since 2002 that three teams from the same division advanced to the Divisional Round.

2023 DALLAS COWBOYS SCHEDULE

DATE	REGULAR SEASON (TV)	KICKOFF (CT)
Sun., Sept. 10	@ N.Y. Giants (NBC)	W, 40-0
Sun., Sept. 17	N.Y. JETS (CBS)	3:25 p.m.
Sun., Sept. 24	@ Arizona (FOX)	3:25 p.m.
Sun., Oct. 1	NEW ENGLAND (FOX)	3:25 p.m.
Sun., Oct. 8	@ San Francisco (NBC)	7:20 p.m.
Mon., Oct. 16	@ LA Chargers (ESPN/ABC)	7:15 p.m.
Sun., Oct. 22	BYE	
Sun., Oct. 29	LA RAMS (FOX)	Noon
Sun., Nov. 5	@ Philadelphia (FOX)	3:25 p.m.
Sun., Nov. 12	N.Y. GIANTS (FOX)	3:25 p.m.
Sun., Nov. 19	@ Carolina (FOX)	Noon
Thurs., Nov. 23	WASHINGTON (CBS)	3:30 p.m.
Thurs., Nov. 30	SEATTLE (Prime Video)	7:20 p.m.
Sun., Dec. 10	PHILADELPHIA (FOX)	7:20 p.m.
Sun., Dec. 17	@ Buffalo (FOX)	3:25 p.m.
Sun., Dec. 24	@ Miami (FOX)	3:25 p.m.
Sat., Dec. 30	DETROIT (ESPN/ABC)	7:15 p.m.
Sat/Sun., Jan. 6/7	@ Washington (TBD)	TBD

Home Games in BOLD

★ DALLASCOWBOYS.COM ★



The Dallas Cowboys official website offers the best collection of timely articles, press conferences and videos, combined with the best spot to purchase tickets and order merchandise from the Cowboys Pro Shop. From the latest news to the latest apparel, there is no better place to visit than DallasCowboys.com.

To view the latest press conferences featuring coaches, player interviews from daily locker room sessions, radio interviews with Cowboys front office executives and Dallas Cowboys game highlights, visit <https://www.dallascowboys.com/all-media/>



@dallascowboys



/dallascowboys



@dallascowboys



@dallascowboys



@dallascowboys



Round Up

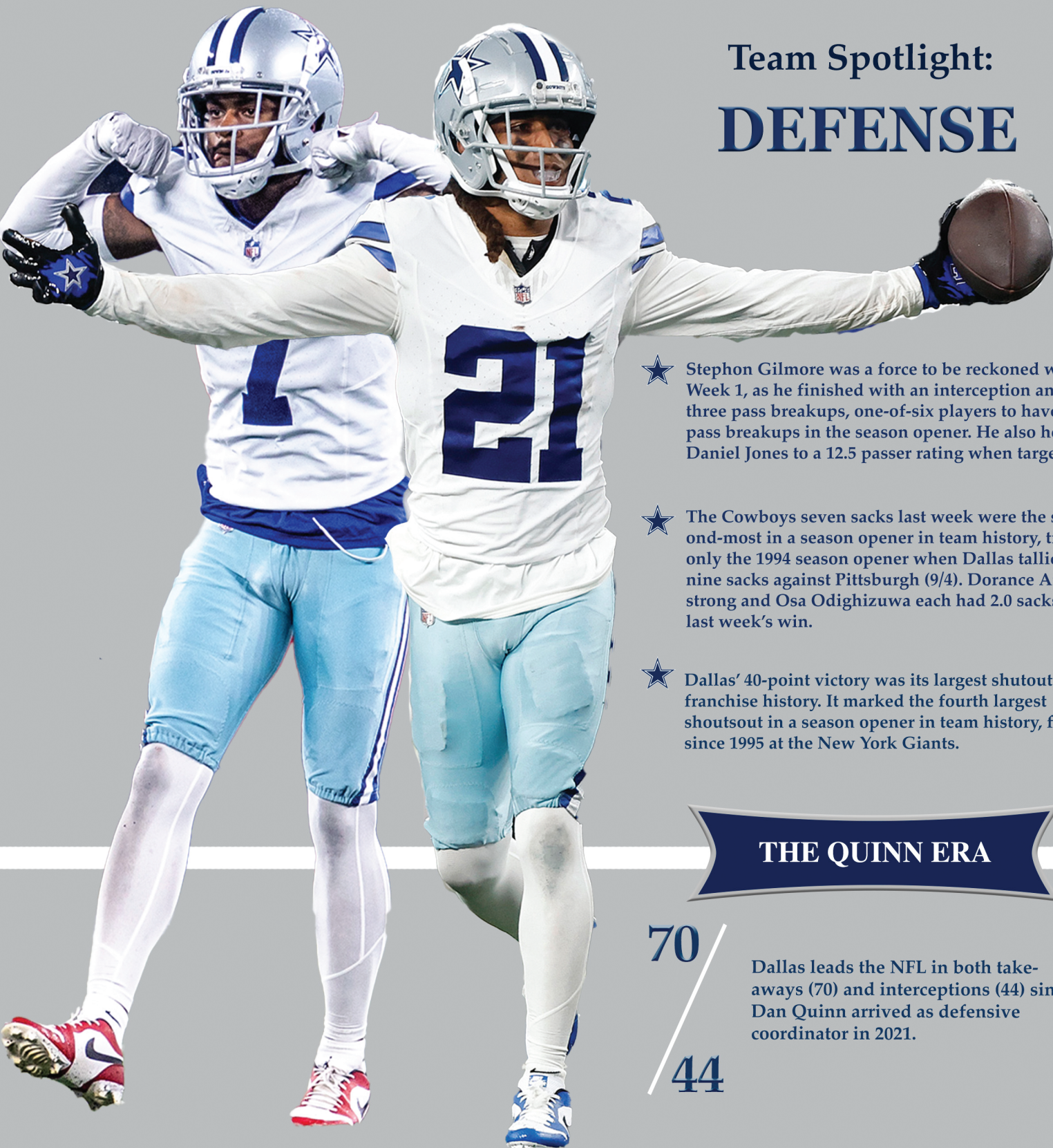
A look at this week's top storylines



vs.



Dallas Cowboys (1-0) vs. New York Jets (1-0) • Sunday, Sept. 17, 2023 3:25 p.m. CDT



Team Spotlight: **DEFENSE**

- ★ Stephon Gilmore was a force to be reckoned with in Week 1, as he finished with an interception and three pass breakups, one-of-six players to have three pass breakups in the season opener. He also held Daniel Jones to a 12.5 passer rating when targeted.
- ★ The Cowboys seven sacks last week were the second-most in a season opener in team history, trailing only the 1994 season opener when Dallas tallied nine sacks against Pittsburgh (9/4). Dorance Armstrong and Osa Odighizuwa each had 2.0 sacks in last week's win.
- ★ Dallas' 40-point victory was its largest shutout in franchise history. It marked the fourth largest shutout in a season opener in team history, first since 1995 at the New York Giants.

THE QUINN ERA

70

44

Dallas leads the NFL in both take-aways (70) and interceptions (44) since Dan Quinn arrived as defensive coordinator in 2021.

★ WHAT TO WATCH FOR IN WEEK 2 ★

4

DAK PRESCOTT

- * Dak Prescott recorded an average time to throw of 2.11 seconds on his pass attempts in the Week 1 win over the N.Y. Giants - per *PFF*, which was the fastest time among starting quarterbacks in Week 1.
- * With a win on Sunday, Prescott (62) will move past Danny White (62) for sole possession of fourth in all-time wins among Cowboys quarterbacks.
- * With a touchdown pass against the Jets, Prescott will have a passing touchdown against 30 of the 31 opposing NFL teams, needing a touchdown pass against one final team in the LA Chargers, who Dallas plays in Week 6.

11

MICAH PARSONS

- * Micah Parsons needs 2.0 sacks on Sunday to tie Aldon Smith and Shawne Merriman for the most 2.0-sack games in a NFL player's first 35 career games.

17

BRANDON AUBREY

- * Brandon Aubrey made two field goals in his NFL debut last week at the N.Y. Giants, becoming the fifth kicker in franchise history to make multiple field goals in his NFL debut as a Cowboy, and he was the first Cowboys kicker since Tim Seder made two field goals in the 2000 season opener against Philadelphia (9/3/00).
- * Aubrey scored 10 kicking points in his NFL debut to become the fourth Cowboys kicker to score at least 10 points in his NFL debut, joining Shaun Suisham (vs. Ari, 10/30/05), Richie Cunningham (at Pit, 8/31/97) and Chris Boniol (at Pit, 9/4/94).

20

TONY POLLARD

- * Tony Pollard rushed for two touchdowns in last week's win over the N.Y. Giants. With two more rushing touchdowns on Sunday, Pollard would be the first running back since Emmitt Smith (five) in 1995 to record at least four touchdown runs in the first two games of a season.

21

STEPHON GILMORE

- * Stephon Gilmore recorded an interception in his Cowboys debut last week. With an interception on Sunday, it would be the first time that Gilmore recorded an interception in back-to-back games since he was with Carolina in 2021 (@ Atl, 10/31 - vs. NE, 11/7).

88

CEEDEE LAMB

- * CeeDee Lamb is no stranger when it comes to big plays. Lamb caught a 49-yard pass to set up a Cowboys touchdown in Week 1 against the Giants, and he joined Tyreek Hill as the only two players to catch passes of 40-plus yards in Week 1.
- * Lamb has 10 career 100-yard receiving games, tied with Dez Bryant for the second-most 100-yard games by a Cowboy through his first three seasons. Lamb needs six 100-yard performances in 2023 to tie Bob Hayes (16) for the most 100-yard receiving games by a Cowboy in his first four seasons.

92

DORANCE ARMSTRONG

- * Dorance Armstrong tied for the team lead in sacks (2.0) in Week 1, his third career multi-sack game, while also tying for the fourth-highest pass rush win rate (40%) in the NFL last week.
- * Armstrong can reach 20.0 career sacks with 2.0 sacks against the Jets on Sunday.



DALLAS COWBOYS

- * The Dallas Cowboys went 8-1 at AT&T Stadium in 2022, the most wins by a Cowboys team since the stadium opened in 2009.
- * The Dallas Cowboys record against opponents in the AFC is 110-88 since the NFL merger in 1970, the third-most wins and second-highest winning percentage (.556) by an NFC club.
- * Dallas' 63 net passing yards allowed on Sunday night against the New York Giants were the fewest net passing yards allowed in a Cowboys season opener since 1974 at Atlanta (9/15).

★ COWBOYS & DR PEPPER ★



Dr Pepper, an Official Soft Drink of the Dallas Cowboys, is the presenting partner of this upcoming Sunday's Cowboys – Jets game. On gameday, be sure to stop out to the Dr Pepper tent at the Miller LiteHouse to sample a variety of Dr Pepper products. Dr Pepper will also be providing Cowboys rally towels for all guests upon arrival to their seats. In addition, Cowboys alumni Charles Haley will be up at the Dr Pepper Deck in the upper concourse signing autographs from 2:30-3:30pm. Throughout the game, Dr Pepper will be rewarding deserving Cowboys fans to special VIP prizes as small token of their appreciation for being loyal fans of both the Cowboys and Dr Pepper. Thanks to Dr Pepper, don't forget to grab yourself a coupon for a FREE Whataburger key tag upon exiting the Stadium, while supplies last. Dr Pepper is a proud partner of the Dallas Cowboys.

MIKE McCARTHY

Head Coach

Baker University

Head Coach: 17th Year • NFL: 30th Year • Cowboys: 4th Year



★ WINNING HEAD COACH ★

The Dallas Cowboys named Mike McCarthy the ninth head coach in franchise history on Jan. 5, 2020. Along with 13 years of head coaching experience and 13 additional years as an assistant coach in the NFL, McCarthy came to Dallas with a 125-77-2 regular season coaching record - all with the Green Bay Packers (2006-18).

After a 31-20 record in his fourth season with Dallas, he owns the fifth-most wins (20th all-time) and sixth-highest winning percentage (.616) among qualifying active NFL coaches. His teams have qualified for the postseason 11 times, won six NFC North Division titles and one NFC East title, made four NFC Championship Game appearances and took home a Super Bowl XLV championship.

Most Regular Season Wins by Active Head Coach

Coach	Years	Won	Loss	Tied	Pct
Bill Belichick.....	1991-2023	298	153	0	.661
Andy Reid.....	1999-2023	247	139	1	.640
Mike Tomlin.....	2007-2023	163	94	2	.633
Pete Carroll.....	1994-2023	161	113	1	.587
Mike McCarthy.....	2006-2023	156	97	2	.616
John Harbaugh.....	2008-2023	148	95	0	.609
Ron Rivera.....	2011-2023	99	90	2	.524

★ 2023 ASSISTANT COACHES ★

(S) Sideline; (B) Booth OFFENSE

Brian Schottenheimer (S).....	Offensive Coordinator
Jeff Blasko (B).....	Run Game Coord./Running Backs
Ramon Chinyoung Sr. (B).....	Quality Control/Asst. Offensive Line
Ryan Feder (B).....	Offensive Asst./Game Management
Will Harriger (B).....	Quality Control/Offensive Asst.
Evan Harrington (S).....	Offensive Assistant
Chase Haslett (B).....	Assistant Tight Ends
Robert Prince (S).....	Wide Receivers
Mike Solari (S).....	Offensive Line
Scott Tolzien (B).....	Quarterbacks
Lunda Wells (S).....	Tight Ends

DEFENSE

Dan Quinn (B).....	Defensive Coordinator
Aden Durde (S).....	Defensive Line
Shariff Floyd (S).....	Quality Control/Asst. Defensive Line
Al Harris (S).....	Defensive Backs
Cannon Matthews (S).....	Asst. Defensive Backs
Scott McCurley (S).....	Linebackers
Pete Ohnegian (B).....	Quality Control/Defensive Asst.
Eric Simonelli (B).....	Quality Control/Analytics
Darian Thompson (B).....	Quality Control/Asst. Linebackers
Joe Whitt Jr. (B).....	Secondary/Defensive Pass Game Coord.

SPECIAL TEAMS

John Fassel (S).....	Special Teams Coordinator
Rayna Stewart (B).....	Asst. Special Teams

STRENGTH AND CONDITIONING

Harold Nash Jr. (S).....	Strength and Conditioning Coordinator
Cedric Smith (S).....	Asst. Strength and Conditioning
Kendall Smith (S).....	Asst. Strength and Conditioning

★ TOP OF THE LINE ★

Through one week in 2023, Mike McCarthy has the Cowboys ranked at the top of the league in several key categories:

1st

Points-Per-Game (40.0)

1st

Scoring Defense (0.0)

6th

Rushing Yards-Per-Game (122.0)

+3

Turnover Differential - T-1st in the NFL

★ McCARTHY'S RECORD WHEN... ★

Below is a look at McCarthy's head coaching record under several different circumstances:

Regular season.....	156-97-2
Postseason.....	11-10
Overall.....	167-107-2

	Regular	Post
September.....	35-19-1	
October.....	41-19	
November.....	29-36-1	
December.....	46-19	
January.....	5-4	10-10
February.....		1-0
Playing at home.....	90-35-2	5-4
Playing on the road.....	65-62	6-6
Playing at AT&T Stadium.....	18-8	2-1
Playing in prime time.....	38-34	4-1
Thursday.....	13-8	
Saturday.....	3-1	3-2
Sunday.....	130-77-2	7-8
Monday.....	10-10	1-0
Tuesday.....	0-1	
Playing against the NFC East.....	28-16	5-2
Playing against the rest of the NFC.....	110-65-2	5-8
Playing against the AFC.....	37-28	1-0
Playing on grass surface.....	103-57-2	8-7
Playing on artificial surface.....	53-41	3-3
Post Bye.....	11-5	
Post Bye Home.....	4-1	
Post Bye Road.....	7-4	
When scoring 30-plus points.....	87-10	7-2
When team scores first.....	108-37-2	5-2
When team leads at halftime.....	121-22-1	10-2

★ McCARTHY'S HEAD COACHING RECORD AND COACHING EXPERIENCE ★

Year	Team	Regular Season				Result	Postseason				Result	McCarthy vs. NFL (Reg. Season)				
		W	L	T	Pct.		W	L	Pct.	Team		W	L	T	PCT.	
2006	Green Bay.....	8	8	0	.500	2nd NFC North						Arizona	3	4	0	0.429
2007	Green Bay.....	13	3	0	.813	1st NFC North	1	1	.500	NFC Championship Game		Atlanta	5	4	0	0.556
2008	Green Bay.....	6	10	0	.375	3rd NFC North						Baltimore	2	2	0	0.500
2009	Green Bay.....	11	5	0	.688	2nd NFC North	0	1	.000	Wild Card Game		Buffalo	2	2	0	0.500
2010	Green Bay.....	10	6	0	.625	2nd NFC North	4	0	1.000	Super Bowl XLV		Carolina	4	3	0	0.571
2011	Green Bay.....	15	1	0	.938	1st NFC North	0	1	.000	Divisional Game		Chicago	19	7	0	0.731
2012	Green Bay.....	11	5	0	.688	1st NFC North	1	1	.500	Divisional Game		Cincinnati	3	2	0	0.600
2013	Green Bay.....	8	7	1	.531	1st NFC North	0	1	.000	Wild Card Game		Cleveland	3	1	0	0.750
2014	Green Bay.....	12	4	0	.750	1st NFC North	1	1	.500	NFC Championship Game		Dallas	5	3	0	0.625
2015	Green Bay.....	10	6	0	.625	2nd NFC North	1	1	.500	Divisional Game		Denver	2	2	0	0.500
2016	Green Bay.....	10	6	0	.625	1st NFC North	2	1	.667	NFC Championship Game		Detroit	19	7	0	0.731
2017	Green Bay.....	7	9	0	.438	3rd NFC North						Green Bay	0	1	0	0.000
2018	Green Bay.....	4	7	1	.375							Houston	3	1	0	0.750
2020	Dallas.....	6	10	0	.375	3rd NFC East						Indianapolis	2	2	0	0.500
2021	Dallas.....	12	5	0	.714	1st NFC East	0	1	.000	Wild Card Game		Jacksonville	2	2	0	0.500
2022	Dallas.....	12	5	0	.714	2nd NFC East	1	1	.500	Divisional Game		Kansas City	2	2	0	0.500
2023	Dallas.....	1	0	0	1.000							LA Chargers	4	0	0	1.000
												LA Rams	6	3	0	0.667
												Las Vegas	3	1	0	0.750
												Miami	3	1	0	0.750
												Minnesota	18	9	2	0.667
												New England	2	3	0	0.400
												New Orleans	3	4	0	0.429
												N.Y. Giants	10	3	0	0.769
												N.Y. Jets	2	1	0	0.667
												Philadelphia	8	4	0	0.667
												Pittsburgh	0	4	0	0.000
												San Francisco	6	2	0	0.750
												Seattle	5	5	0	0.500
												Tampa Bay	3	4	0	0.429
												Tennessee	2	2	0	0.500
												Washington	5	6	0	0.455
												Totals	156	97	2	0.616

Year	Position, Team
1987-88	Graduate Assistant, Fort Hays State
1989-91	Graduate Assistant, Pittsburgh
1992	Wide Receivers, Pittsburgh
1993-94	Offensive Quality Control, Kansas City Chiefs
1995-98	Quarterbacks, Kansas City Chiefs
1999	Quarterbacks, Green Bay Packers
2000-04	Offensive Coordinator, New Orleans Saints
2005	Offensive Coordinator, San Francisco 49ers
2006-18	Head Coach, Green Bay Packers
2020-23	Head Coach, Dallas Cowboys

★ HEAD COACHES ★

MIKE MCCARTHY (156-97-2, 17th Year, 31-20 with Dallas)

The Dallas Cowboys named Mike McCarthy the ninth head coach in franchise history on Jan. 8, 2020, and he has led the franchise to back-to-back playoff appearances for the first time since 2006-07. He has also won 12 games in each of the last two seasons, the first time Dallas posted consecutive seasons with 12-plus wins since 1994-95.

McCarthy is in his 16th year as a head coach - 13 with Green Bay and three with Dallas - along with 13 years as an assistant coach in the NFL, including six as an offensive coordinator.

As a head coach, McCarthy has racked up a 156-97-2 regular season coaching record, and he owns the fifth-most wins (20th all-time) among active NFL coaches. His teams have qualified for the postseason 11 times, won six NFC North Division titles, one NFC East title, made four NFC Championship Game appearances and took home a Super Bowl XLV championship held at AT&T Stadium in Arlington, Texas, following the 2010 NFL season.

In 2022 McCarthy led the charges of a team that finished 12-5 for the second straight season to mark the first time in his career and the first time for Dallas since 1994-95 to record consecutive 12-plus win seasons. En route to the team's second straight playoff berth (first time since 2006-07), the Dallas offense finished third in the league in points (467, fourth in points-per-game) while the defense led the league in takeaways for the second consecutive season.

During his time in Green Bay, McCarthy was known as a prolific offensive mind and the primary play-caller for the Packers. McCarthy's offense finished fourth in the NFL in total offense and third in points-per-game through his 14-year stint with the club.

McCarthy is only the fourth head coach in NFL history to lead a single franchise to eight-or-more consecutive playoff appearances, joining Tom Landry, Chuck Noll and Bill Belichick. Those eight appearances from 2009-16 were more than the rest of the NFC North Division combined over that span (Minnesota, three; Detroit, three; Chicago, one).

McCarthy's nine playoff appearances overall are the most by a Packers coach since the NFL postseason began in 1933, and he guided the Packers to a franchise-record fourth consecutive division title in 2014. With the victory over Dallas in the 2016 playoffs, McCarthy surpassed Vince Lombardi and Mike Holmgren for the most playoff victories in team history (10).

ROBERT SALEH (12-23, 3rd Year)

Robert Saleh was named the head coach of the New York Jets on January 19, 2021 after leading one of the league's top defenses in San Francisco for four years as the 49ers defensive coordinator.

In 2022 Saleh helped the Jets increase their total by three victories with a 7-10 record. Despite using three quarterbacks, the Jets saw improvements in almost every offensive category. After finishing last in the NFL in total defense in 2021, Saleh led a defensive unit that finished fourth overall in the league. His defenses, including his last two years as the defensive play caller in San Francisco, have finished as a top five scoring defense in three of the last four seasons.

Saleh also helped his players reach multiple individual accolades in 2022, including four Pro Bowl selections, two first-team All-Pro honors, one second-team All-Pro honor and both the Offensive and Defensive Rookie of the Year selections in wide receiver Garrett Wilson and cornerback Sauce Gardner - becoming one of only three teams in NFL history to do so.

Since joining the Jets, Saleh's group has seen a league-high 9,808 snaps by rookies, including 117 starts, the third-most rookie starts in the NFL over that span. In his first season, he coached the NFL's youngest roster with an opening day age of 25.13.

Prior to the Jets, Saleh spent the 2017-20 seasons as the defensive coordinator with San Francisco. In his four years, Saleh's unit ranked third in the NFL in passing yards allowed (211.4) and held opposing quarterbacks to the eighth lowest completion percentage (62.9%). In his last two seasons with the 49ers, Saleh's defense led the NFL in passing defense (188.6).

Saleh spent 2014-2016 in Jacksonville as the linebackers coach. The team's linebackers were a key part of a Jaguars defense that ranked fifth in passing defense and sixth in opponent rushing average in 2016.

Prior to his time in Jacksonville, Saleh spent three seasons in Seattle as a defensive quality control coach. He was responsible for assisting the defensive staff with day-to-day duties with a focus on the linebackers. In those three seasons, he helped develop linebackers Bobby Wagner (2012 second-round pick) and K.J. Wright (2011 fourth round pick) as the two became future Pro Bowl selections.

Saleh began his NFL coaching career in Houston as a coaching intern (2005), became a defensive assistant (2006-08) and ultimately the linebackers coach (2009-10).

★ PLAYER HIGHLIGHTS VS. NYJ ★

Brandin Cooks - WR

Notched 14 receptions for 217 yards (15.5 avg) and two touchdowns in three games against the New York Jets - two while with New England and one with Houston.

Stephon Gilmore - CB

Boasts a 10-2 all-time record over the Jets while playing with New England and Buffalo. Notched 33 tackles, 11 pass breakups, three interceptions and a forced fumble.

Johnathan Hankins - DT

Recorded eight tackles, one tackle for loss and one fumble recovery in his two matchups against the Jets while with Las Vegas.

Dak Prescott - QB

In his lone appearance against the Jets in 2019, completed 28-of-40 passes (70%) for 278 yards with an 89.4 passer rating.

DeMarcus Lawrence - DE

In his two contests against the Jets, totaled nine tackles, 1.0 sack, one quarterback pressure and four tackles for loss.

Leighton Vander Esch - LB

Totaled 11 tackles against the Jets in the 2019 matchup.

★ 2023 STAT COMPARISON ★

(league ranking)

	Cowboys	Jets
Record	1-0	1-0
Scoring Avg. (NFL rank)	40.0 (1)	22.0 (12)
Opp. Scoring Avg. (NFL rank)	0.0 (1)	16.0 (8t)
Total Off. (NFL rank)	265.0 (20t)	289.0 (15)
Rushing Off. (NFL rank)	122.0 (7t)	172.0 (4)
Passing Off. (NFL rank)	143.0 (25)	117.0 (27)
Total Def. (NFL rank)	171.0 (2)	314.0 (20)
Rushing Def. (NFL rank)	108.0 (22)	97.0 (18t)
Passing Def. (NFL rank)	63.0 (1)	217.0 (23)
Kickoff Return Avg.	0.0	23.0 (6t)
Punt Return Avg.	8.5 (11)	33.0 (1)
Turnover Margin	+3 (1t)	+3 (1t)
Penalties	5	2
Penalty Yards	35	10

★ SERIES HISTORY ★

Dallas and the New York Jets have squared off 12 times in the regular season, with Dallas holding a 7-5 advantage. The Cowboys defeated the Jets in their first ever meeting in 1971 by a score of 52-10. Dallas won the first four contests of the series but the New York Jets currently hold a three-game winning streak. Below is a brief look at the series history:

Date	Loc.	W/L	Score	Date	Loc.	W/L	Score
12/4/71	Dal	W	52-10	12/19/99	Dal	L	21-22
12/21/75	NYJ	W	31-21	9/28/03	NYJ	W	17-6
12/17/78	NYJ	W	30-7	11/22/07	Dal	W	34-3
10/4/87	NYJ	W	38-24	9/11/11	NYJ	L	24-27
11/4/90	NYJ	L	9-24	12/19/15	Dal	L	16-19
12/18/93	NYJ	W	28-7	10/13/19	NYJ	L	22-24

★ INSIDE THE SERIES HISTORY ★

The Dallas Cowboys have played the N.Y. Jets only 12 times since Dallas' entrance into the league in 1960. It took just over 11 seasons for the two teams to finally meet. Under the current schedule, the teams face each other once every four seasons.

In the 12 games of the series there has been:

- * Eight games decided by double-digits
- * Six games decided by two-or-more touchdowns
- * One game decided by one point
- * A four-game winning streak by Dallas
- * A current three-game winning streak by New York
- * A 42-point Dallas win (12/4/71) - tied for the sixth largest margin of victory in Cowboys history
- * A 15-point Dallas loss (11/4/90) - biggest Cowboys series loss
- * One Thanksgiving Day game (11/22/07) - a Dallas win
- * Two Saturday games - both Dallas wins
- * A 2-2 Dallas record at home

★ COASTING EAST ★

By virtue of the NFL schedule, the Dallas Cowboys face the AFC East this season. After facing off with the Jets on Sunday, the Cowboys will go toe-to-toe against New England on Oct. 1. Dallas won't meet up with Buffalo and Miami until back-to-back weekends in December. Below is a look at Dallas vs. the AFC East:

Dallas vs. AFC East - All-Time Record

Team	W	L	T	Win%	Current Streak
Buffalo.....	8	5	0	.615	L2
New York Jets	7	5	0	.583	L3
New England	8	6	0	.571	W1
Miami.....	8	7	0	.533	W4
Div. Totals	31	23	0	.575	----

★ DALLAS VS. AFC ★

The Dallas Cowboys record against opponents in the AFC is 110-88 since the NFL merger in 1970, the third-most wins and second-highest winning percentage (.556) by an NFC club.

NFC Team With Most Wins Vs. AFC - Since NFL Merger

Team	W	L	T	Win%
San Francisco.....	113	93	0	.549
Philadelphia	111	86	3	.563
Dallas	110	88	0	.556
St. Louis/L.A Rams.....	104	99	0	.512
Minnesota	103	97	0	.515

* Seattle has 194 wins against AFC since 1970, but the team was a member of the AFC from 1977-2001.

★ DATING GAME ★

This week's game against the New York Jets is being played on Sept. 17. In the 64 years of Cowboys football, there have been eight Sept. 17 games. The Cowboys hold a 5-3 record when playing on Sept. 17:

Date	Opp/ Loc.	Dal W/L	Score	Date	Opp/ Loc.	Dal W/L	Score
9/17/61	PIT	W	27-24	9/17/89	@Atl	L	21-27
9/17/67	@Cle	W	21-14	9/17/95	@Min	W(OT)	23-17
9/17/72	PHI	W	28-6	9/17/06	WAS	W	27-10
9/17/78	@LAR	L	14-27	9/17/17	@Den	L	17-42

★ BOYS OF SEPTEMBER ★

Over the past 10-plus (2013-23) years, Dallas is one-of-seven teams to have a winning percentage of at least .600 through the season's first month. The Cowboys are tied with Baltimore for the sixth-highest winning percentage in September within the last decade:

Team	W	L	T	Win%	Team	W	L	T	Win%
Kansas City	25	9	0	.735	Denver.....	21	12	0	.636
Green Bay	24	10	1	.700	Dallas.....	22	13	0	.629
New England ...	24	11	0	.686	Baltimore ...	22	13	0	.629
LA Rams.....	22	12	0	.647					

★ 2023 TEAM CAPTAINS ★

The Dallas Cowboys select three team captains weekly throughout the season, as chosen by the team prior to that week's game. Below are the captains from each week of the 2023 season:

2023 Dallas Cowboys Captains

Week 1 - at N.Y. Giants

Offense Tony Pollard
Defense DeMarcus Lawrence
Special Teams C.J. Goodwin

★ HOME IS WHERE THE TDS ARE ★

Dak Prescott has proved to be one of the top quarterbacks in the league when playing at AT&T Stadium. Since he entered the league in 2016, Prescott's 113 total touchdowns (96 passing, 17 rushing) at AT&T Stadium are the fifth-most combined passing and rushing touchdowns at home during that span:

Most Passing and Rushing Touchdowns at Home - NFL Since 2016

Player	Gms	PassTD	RushTD	TotTD
Tom Brady.....	54	118	6	124
Aaron Rodgers.....	52	114	7	121
Russell Wilson.....	53	111	6	117
Kirk Cousins.....	57	108	7	115
Dak Prescott.....	50	96	17	113

Overall, Dallas has scored 196 touchdowns in 57 games at home versus 146 touchdowns in 58 games on the road since 2016. Dallas' 196 home touchdowns lead the NFL over that span:

Most Overall Touchdowns at Home Since 2016 - NFL

Team	Games	TD	TD/G	Pts/G
Dallas.....	57	196	3.44	29.2
New Orleans.....	58	189	3.26	27.8
New England.....	58	178	3.07	26.3
Seattle.....	58	178	3.07	26.1
Green Bay.....	57	176	3.09	25.8

★ HOME COOKING ★

Since AT&T Stadium opened in 2009, Dallas has posted a 66-47 regular season record at home. However, since 2016, the Cowboys have utilized their home field advantage, going 39-18 at AT&T Stadium, tied for the fourth-most wins in the NFL:

NFL Team Home Wins Since 2016

Team	Games	W	L	T	Win %
Kansas City.....	58	44	14	0	.759
Green Bay.....	57	42	14	1	.746
Baltimore.....	58	40	18	0	.690
Dallas.....	57	39	18	0	.684
Pittsburgh.....	58	39	18	1	.681
Minnesota.....	58	39	19	0	.672
New England.....	58	39	19	0	.672
Buffalo.....	57	38	19	0	.667

★ TOP PERFORMANCES ★

Below are the top individual performances in several offensive categories at AT&T Stadium since it opened in 2009.

Cowboys

Opponents

Passing Yards.....	T. Romo (506)	E. Manning, NYG (450)
Passing TDs.....	T. Romo (5)	Many tied (4)
Rushing Yards.....	D. Murray (253)	B. Brown, Phi (169)
Rushing TDs.....	D. Murray (3)	A. Jones, GB (4)
	D. Prescott (3)	
	J. Randle (3)	
	T. Pollard (3)	
Receiving Yards.....	A. Cooper (226)	D. Jackson, Phi (210)
Receiving TDs.....	A. Cooper (3)	V. Cruz, NYG (3)
	M. Gallup (3)	

★ AT&T STADIUM RECORD... ★

The Dallas Cowboys finished their 14th season calling AT&T Stadium home. The Cowboys went 8-1 at home in 2022, the most home wins since the venue opened in 2009. Dallas' first game at the venue was on Sept. 20, 2009 - a 31-33 loss to the N.Y. Giants. The club's first win came a week later with a 21-7 decision over Carolina. Below is a breakdown of the club's record on their home turf:

Regular season.....	66-47
Postseason.....	3-2
Overall.....	69-49

	Regular	Post
September.....	16-6	
October.....	15-14	
November.....	17-16	
December.....	16-9	
January.....	2-2	3-2
Playing at noon.....	23-10	
Playing at 3:30.....	24-23	1-2
Playing in prime time.....	19-14	2-0
Thursday.....	7-8	
Saturday.....	1-2	2-0
Sunday.....	54-32	1-2
Monday.....	4-5	
Fully closed stadium.....	42-28	3-2
Fully open stadium.....	12-11	
Roof open, doors closed.....	2-5	
Roof closed, doors open.....	10-3	
Playing against the NFC East.....	27-15	1-0
Playing against the NFC (non-NFC East).....	23-18	2-2
Playing against the AFC.....	16-13	

Team-by-team

Team	W	L	Pct	Team	W	L	Pct
Arizona.....	0	3	.000	Minnesota.....	1	1	.500
Atlanta.....	3	1	.750	New England.....	0	1	.000
Baltimore.....	1	0	1.000	New Orleans.....	2	2	.500
Buffalo.....	1	1	.500	N.Y. Giants.....	9	5	.643
Carolina.....	2	1	.667	N.Y. Jets.....	0	1	.000
Chicago.....	2	2	.500	Philadelphia.....	8	6	.571
Cincinnati.....	2	0	1.000	Pittsburgh.....	1	1	.500
Cleveland.....	1	1	.500	San Francisco.....	1	1	.500
Denver.....	0	2	.000	Seattle.....	2	2	.500
Detroit.....	4	1	.800	Tampa Bay.....	3	1	.750
Green Bay.....	0	3	.000	Tennessee.....	0	2	.000
Houston.....	2	0	1.000	Washington.....	10	4	.714
Indianapolis.....	2	0	1.000				
Jacksonville.....	1	1	.500				
Kansas City.....	1	0	1.000	Postseason			
LA Chargers.....	0	2	.000	Detroit.....	1	0	1.000
LA Rams.....	3	1	.750	Green Bay.....	0	1	.000
Las Vegas.....	2	1	.667	Philadelphia.....	1	0	1.000
Miami.....	2	0	1.000	Seattle.....	1	0	1.000
				San Francisco.....	0	1	.000

The Cowboys 8-1 home mark in 2022 surpassed the 2018 and 2016 teams for the best home record by a Cowboys team since the stadium opened in 2009:

Most Single Season Wins at AT&T Stadium - Dallas Cowboys

Season	Wins	Consec. Wins	Home Record
2022.....	8	8	8-1
2016.....	7	7	7-1
2018.....	7	4	7-1
2009.....	6	5	6-2
2011.....	5	4	5-3
2013.....	5	3	5-3
2021.....	5	3	5-3
2019.....	5	2	5-3

388.0 27.5 4.62

Dallas' offense has averaged 388.0 yards-per-game at AT&T Stadium - second-most in the NFL at home since 2009.

The Cowboys have scored 27.5 points-per-game at home since moving into AT&T Stadium - fourth in the NFL.

Dallas has averaged 4.62 yards-per-rush at home since 2009, second in the NFL behind Buffalo (4.69).



★ THE DALLAS COWBOYS - A CHAMPIONSHIP TRADITION ★

SUPER BOWL CHAMPIONSHIPS

New England Patriots	6
Pittsburgh Steelers	6
DALLAS COWBOYS	5
San Francisco 49ers	5
Green Bay Packers	4
New York Giants	4
Denver Broncos	3
Kansas City Chiefs	3
Oakland Raiders	3
Washington Commanders	3

POSTSEASON GAMES

DALLAS COWBOYS ...	66
Pittsburgh Steelers	63
Green Bay Packers	61
New England Patriots	59
San Francisco 49ers	59
StL/LA Rams	53
Minnesota Vikings	52

SUPER BOWL APPEARANCES

New England Patriots	11
DALLAS COWBOYS	8
Pittsburgh Steelers	8
Denver Broncos	8
San Francisco 49ers	7
Green Bay Packers	5
Kansas City Chiefs	5
Miami Dolphins	5
New York Giants	5
Oakland Raiders	5
Washington Commanders	5

CONSEC. POSTSEASON APPEARANCES

New England Patriots (2009-19) ...	11
DALLAS COWBOYS (1975-83) ...	9
Indianapolis Colts (2002-10)	9
DALLAS COWBOYS (1966-73) ...	8
Pittsburgh Steelers (1972-79)	8
Los Angeles Rams (1973-80)	8
San Francisco 49ers (1983-90)	8

POSTSEASON VICTORIES

New England Patriots.....	37
DALLAS COWBOYS ...	36
Pittsburgh Steelers.....	36
Green Bay Packers.....	36
San Francisco 49ers.....	36
StL/LA Rams.....	26
Oak/LV Raiders.....	25
New York Giants.....	25
Philadelphia Eagles.....	25

CONSECUTIVE WINNING SEASONS

DALLAS COWBOYS (1966-85) ...	20
New England Patriots (2001-19) ...	19
Oakland Raiders (1965-80)	16
San Francisco 49ers (1983-98) ...	16
Chicago Bears (1930-44)	15
Green Bay Packers (1934-47) ...	14

POSTSEASON APPEARANCES

DALLAS COWBOYS ...	35
Green Bay Packers	35
Pittsburgh Steelers	33
New York Giants	33
Minnesota Vikings	33
Cle./StL/LA Rams	31
Philadelphia Eagles	30
Indianapolis Colts	29
San Francisco 49ers	29
New England Patriots	28
Chicago Bears	27

ALL-TIME REGULAR SEASON WINNING %

DALLAS COWBOYS	0.575
Green Bay Packers	0.572
Baltimore Ravens	0.561
New England Patriots	0.561
Chicago Bears	0.557
Miami Dolphins	0.552
Minnesota Vikings	0.548

45 SEASONS OF .500-OR-BETTER	35 POSTSEASON APPEARANCES	25 DIVISION TITLES	16 NFL/NFC CHAMPIONSHIP GAME FINALIST	8 NFC CHAMPIONSHIPS	5 SUPER BOWL CHAMPIONSHIPS
1965 1982 2009	1966 1991	1966 1992	1966 1975 1992	1970 1992	1971 1992
1966 1983 2011	1967 1992	1967 1993	1967 1977 1993	1971 1993	1977 1993
1967 1984 2012	1968 1993	1968 1994	1970 1978 1994	1975 1995	1995
1968 1985 2013	1969 1994	1969 1995	1971 1980 1995	1977	
1969 1991 2014	1970 1995	1970 1996	1972 1981	1978	
1970 1992 2016	1971 1996	1971 1998	1973 1982		
1971 1993 2017	1972 1998	1973 2007			
1972 1994 2018	1973 1999	1976 2009			
1973 1995 2019	1975 2003	1977 2014			
1974 1996 2021	1976 2006	1978 2016			
1975 1998 2022	1977 2007	1979 2018			
1976 1999	1978 2009	1981 2021			
1977 2003	1979 2014	1985			
1978 2005	1980 2016				
1979 2006	1981 2018				
1980 2007	1982 2021				
1981 2008	1983 2022				
	1985				



★ PRO BOWL COWBOYS ★

Since 2010 Dallas has selected 18 players in the NFL Draft that have gone on to make at least one Pro Bowl - the most in the NFL over that span (Kansas City, 16; Minnesota, 15). Since 1989 Dallas has sent 57 different players to the Pro Bowl, and of those, Dallas drafted 40. Additionally, 30 Cowboys draft picks have been selected to 91 Pro Bowls since 2002, which is 11 more than any other team over that span (Kansas City, 79 Pro Bowl selections):

COWBOYS PRO BOWL DRAFT PICKS SINCE 2002 (BY YEAR DRAFTED)

2002: Roy Williams (5)
 2002: Andre Gurode (5)
 2003: Terence Newman (2)
 2003: Jason Witten (11)
 2005: DeMarcus Ware (9 - 7 with Dallas)
 2005: Marion Barber (1)
 2005: Jay Ratliff (4)
 2006: Jason Hatcher (1)
 2007: Anthony Spencer (1)
 2007: Nick Folk (1)
 2008: Mike Jenkins (1)
 2008: Martellus Bennett (1 - with Chicago)
 2010: Sean Lee (2)
 2010: Dez Bryant (3)
 2011: Tyron Smith (8)



2011: DeMarco Murray (3 - 2 with Dallas)
 2011: Dwayne Harris (1 - with N.Y. Giants)
 2013: Travis Frederick (5)
 2014: Zack Martin (8)
 2014: DeMarcus Lawrence (3)
 2015: Byron Jones (1)
 2016: Dak Prescott (2)
 2016: Ezekiel Elliott (3)
 2016: Jaylon Smith (1)
 2018: Leighton Vander Esch (1)
 2019: Tony Pollard (1)
 2020: CeeDee Lamb (2)
 2020: Trevon Diggs (2)
 2020: Tyler Biadasz (1)
 2021: Micah Parsons (2)

DAK PRESCOTT NOTES



All-Time Ranks - Cowboys QBs

1st	- Completion Pct. (66.5%)
2nd	- Passing Touchdowns (166)
3rd	- Passing Yards (25,086)
	- Attempts (3,307)
	- Completions (2,198)
t-4th	- Total Wins (62)



2023 DALLAS COWBOYS

★ BALL SECURITY ★

Despite a career-high 15 interceptions in 2022, Dak Prescott has found a way to avoid the negative play throughout his NFL tenure. Prescott's 2.0% career interception rate is fifth among active quarterbacks who have at least 1,750 career pass attempts:

Interception Percentage Among Active NFL QBs

Player	Att	INT	INT%
Aaron Rodgers	7,661	105	1.4%
Patrick Mahomes.....	3,032	50	1.6%
Justin Herbert.....	1,999	35	1.8%
Russell Wilson.....	5,252	98	1.9%
Dak Prescott	3,307	65	2.0%
Jared Goff.....	3,537	70	2.0%
Derek Carr.....	4,991	100	2.0%
Daniel Jones.....	1,768	36	2.0%

Prescott also has the fifth-lowest interception percentage among any quarterback through their first 98 career starts (min. 1,750 attempts):

Lowest Interception Percentage - First 98 Career Starts

Player	Att	INT	INT%
Patrick Mahomes.....	3,032	50	1.6%
Aaron Rodgers	3,210	54	1.7%
Justin Herbert.....	1,999	35	1.8%
Derek Carr.....	3,457	62	1.8%
Dak Prescott	3,307	65	2.0%

★ LEADING THE CHARGE ★

Dak Prescott has led the Cowboys offense to the top of the league year-after-year. In the last three seasons, no team has averaged more points-per-game with their starting quarterback than the Dallas Cowboys. Since 2021, the Cowboys are scoring 28.3 offensive points-per-game when Prescott is under center:

Offensive Points-Per-Game With Starting Quarterback

QB, Team	GS	PPG
Dak Prescott, Dal.....	29	28.3
Patrick Mahomes, KC	35	27.2
Josh Allen, Buf	33	27.1
Joe Burrow, Cin.....	33	25.8
Jalen Hurts, Phi.....	31	25.6
Justin Herbert, LAC.....	35	25.0

★ DAK TO THE FUTURE ★

Midway through his seventh pro season, Dak Prescott ranks first in completion percentage (66.5%), second in passing touchdowns (166), third in completions (2,198), attempts (3,307), passing yards (25,086) and is tied for fourth in wins (62) in regular season team history:

Dallas Cowboys All-Time QB Chart

WINS AS STARTER		PASSING YARDS	
Troy Aikman	94	Tony Romo	34,183
Roger Staubach	85	Troy Aikman	32,942
Tony Romo	78	Dak Prescott	25,086
Danny White.....	62	Roger Staubach	22,700
Dak Prescott	62	Danny White	21,959

ATTEMPTS

Troy Aikman	4,715
Tony Romo	4,335
Dak Prescott	3,307
Roger Staubach	2,958
Danny White.....	2,950

COMPLETIONS

Troy Aikman	2,898
Tony Romo	2,829
Dak Prescott	2,198
Danny White.....	1,761
Roger Staubach	1,685

PASSING TOUCHDOWNS

Tony Romo	247
Dak Prescott.....	166
Troy Aikman.....	165
Danny White.....	155
Roger Staubach.....	153

COMPLETION PCT

Dak Prescott	66.5%
Tony Romo	65.3%
Troy Aikman.....	61.5%
Danny White.....	59.7%
Roger Staubach	57.0%

★ QB WINS ★

In his eighth season as the Dallas Cowboys quarterback, Dak Prescott has proven to be a winner, as his 62 victories are tied for fourth in team history. His 13 wins in 2016 were the most by a rookie quarterback in NFL history, and his 62 career wins are tied for the fourth-most among quarterbacks since 2016:

Wins by Starting NFL QB - 2016-23

Player	W	L	T	Win%
Tom Brady, NE/TB	79	31	0	.718
Aaron Rodgers, GB/NYJ.....	68	36	1	.652
Patrick Mahomes, KC	64	17	0	.790
Dak Prescott, Dal	62	36	0	.633
Russell Wilson, Sea/Den	62	46	1	.573
Kirk Cousins, Was/Min.....	61	50	2	.549

Since 2016, Prescott owns the second-most wins against his division, going 28-7 in games he has started against the NFC East:

Player	Wins	Player	Wins
Tom Brady, NE/TB	31	Patrick Mahomes, KC.....	27
Dak Prescott, Dal	28	Aaron Rodgers, GB/NYJ ..	26

★ DAK'S RECORD WHEN... ★

Since taking over as Dallas' starting quarterback in 2016, Dak Prescott has compiled a 62-36 regular season record in 98 career starts, and he is 2-4 in the postseason. Below is a look at Prescott's record under several different circumstances:

	Regular	Post
Playing at home:	35-15	1-2
Playing on the road:	27-21	1-2
Playing indoors:	32-14	1-2
Playing outdoors:	30-22	1-2
Playing against the NFC East:	28-7	
Playing against the NFC (non-NFC East): ..	21-16	2-4
Playing against the AFC:	13-13	
Playing on Thursday:	8-5	
Playing on Saturday:	2-0	1-1
Playing on Sunday:	45-29	0-3
Playing on Sunday night	11-7	
Playing on Monday night:	4-1	1-0
Playing on artificial turf:	47-25	1-2
Playing on natural grass:	15-11	1-2
Offense totals over 400 yards:	37-11	1-1
Throws for over 300 yards:	13-8	1-1
Throws for 200-299 yards:	37-17	1-3
Attempts more than 30 passes	32-31	2-4
Throws only one touchdown:	17-7	1-3
Throws more than one touchdown:	37-15	1-1
Completes 65.0%-or-more of his passes:...	44-13	2-0
Averages more than 7.0 yards-per-attempt...	48-11	1-2
Has more than one Big Play (25+) passing...	34-13	2-1
Throws no interceptions:	42-11	1-1
Throws one interception:	13-14	1-2
Throws more than one interception:	6-12	0-1
Records at least 100.0 passer rating:	43-7	1-1
Commits no turnovers.....	35-7	1-1
Against teams with winning record:	19-17	1-4
Against teams with .500 record:	13-9	
Against teams with losing record:	30-9	1-0
Has between one-five rush attempts	56-28	0-4
Has five-or-more rush attempts	22-8	2-0
Sacked one time-or-less:	35-11	2-2
Sacked more than once:	27-25	0-2
September:	13-9	
October:	14-7	
November:	15-11	
December:	19-6	
January:	1-3	2-4

Team-by-team			
Team	W	L	Pct
Arizona	1	1	.500
Atlanta	3	1	.750
Baltimore	1	0	1.000
Buffalo	0	1	.000
Carolina	1	1	.500
Chicago	2	1	.667
Cincinnati	1	0	1.000
Cleveland	1	1	.500
Denver	0	2	.000
Detroit	4	0	1.000
Green Bay.....	1	3	.250
Houston.....	1	1	.500
Indianapolis	1	1	.500
Jacksonville	1	1	.500
Kansas City.....	1	1	.500
LA Chargers.....	1	1	.500
LA Rams	1	2	.333
Las Vegas	1	1	.500
Miami	1	0	1.000
Minnesota.....	2	1	.667
New England...1	1	1	.500
New Orleans.....	2	1	.667
N.Y. Giants	1	2	.333
N.Y. Jets	0	1	.000
Philadelphia.....	3	3	.500
Pittsburgh	1	0	1.000
San Francisco .2	0	2	.000
Seattle	0	3	.000
Tampa Bay	2	2	.500
Tennessee	1	1	.500
Washington	9	2	.818

Postseason			
Team	W	L	Pct
Green Bay.....	0	1	.000
L.A. Rams	0	1	.000
San Francisco.0	2	0	1.000
Seattle	1	0	1.000
Tampa Bay	1	0	1.000

Dak Prescott recorded an average time to throw of 2.11 seconds on his pass attempts in the Week 1 win over the N.Y. Giants (9/10) - per *PFF*, which was the fastest time among starting quarterbacks in 2023:

Dak Prescott had a career-best 11 multi-passing touchdown games in 2021 and recorded eight multi-score games in 2022. His 52 career games with two-or-more touchdown passes are second in team history:

Player	Games	Player	Games
Tony Romo.....	40	Roger Staubach.....	17
Dak Prescott.....	30	Don Meredith.....	14
Danny White.....	20	Troy Aikman.....	10

Dak Prescott has thrown a touchdown pass against 29 of the other 31 NFL teams in the regular season. Below is a team-by-team breakdown of his touchdowns through the air:

DAK PRESCOTT NOTES, CONT.

★ RAYNE MAN ★

Dak Prescott has proven to be a threat with both his feet and his arm during his career. After throwing for 143 yards in the season opening win at the New York Giants (9/10), Prescott eclipsed 25,000 career passing yards and joined Aaron Rodgers as the only two players in NFL history with 25,000 passing yards and 1,500 rushing yards in their first 100 career games:

Players with 25,000 Passing Yards & 1,500 Rushing Yards First 100 Career Games - NFL History

Player	GP	Att.	Comp.	PsYds	RushYds
Aaron Rodgers.....	98	3,085	2,031	25,196	1,598
Dak Prescott.....	98	3,307	2,198	25,086	1,648

Among Cowboys quarterbacks all-time, Prescott ranks first in franchise history in rushing scores (26) and second in rushing yards (1,642) and carries (352). Prescott's 26 rushing scores since his rookie season are tied with Jalen Hurts for third by any NFL quarterback from 2016-23.

★ THIRD DOWN DARLING ★

Dak Prescott's ability to make the play that extends the drive on third down should not be overlooked, as he posted a first down on 47.8% of his third down chances in 2022 - the third-highest third down conversion rate among NFL quarterbacks last season.

Prescott was one-of-five quarterbacks in Week 1 in 2023 to have a third down conversion rate of 50%-or-higher, as he converted four-of-eight third down chances. Below are quarterbacks with the highest third down conversion rates since the start of 2022:

Third Down Conversion Rate - 2022-23 NFL QBs min. 50 third down chances

Player	Att.	Conv.	1stD Pct
Josh Allen, Buf.....	181	89	49.2%
Patrick Mahomes, KC...	177	87	49.2%
Dak Prescott, Dal.....	132	63	47.7%
Jimmy Garoppolo, LV ..	113	52	46.0%
Brock Purdy, SF.....	67	30	44.8%

Third down chances include passing attempts, quarterback rushing attempts and sacks on third down plays this season.

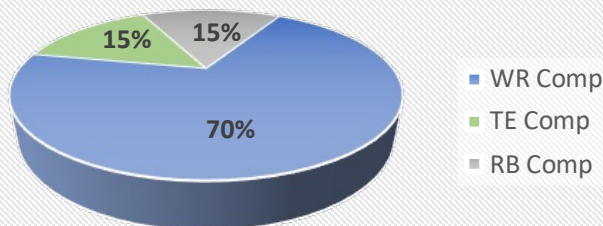
Below is a breakdown of the Cowboys third down conversions by distance through one game in 2023:

3rd & Short (<4 Yds)	3rd & Med (4-6 Yds)	3rd & Long (>6 Yds)	3rd & 10+ (>10 Yds)
2-4 (50.0%)	2-3 (66.7%)	2-6 (33.3%)	0-2 (0.0%)
Rank: t-19th	Rank: t-4th	Rank: t-7th	Rank: N/A

★ PASS DISTRIBUTION ★

Dak Prescott completed 13-of-24 passes in Week 1, with nine to WRs and two each to RBs and TEs.

Dak Prescott 2023 Completions by Position



★ QB RATINGS AT 100.0 ★

Dak Prescott established the most games with a 100.0 passer rating by a quarterback in a season in team history with 11 in 2016. Prescott had six games with a 100.0 rating in 2022, and his 50 games with at least a 100.0 rating are second in team history:

Career 100.0 QB Rating Games - Cowboys History

Player	Games	Player	Games
Tony Romo.....	67	Roger Staubach.....	37
Dak Prescott.....	50	Danny White.....	33
Troy Aikman.....	44	Craig Morton.....	24

Prescott's 50 games with at least a 100.0 rating from 2016-23 are the second-most 100.0 rating games by a quarterback through eight seasons in NFL history:

100.0 QB Rating Games - First Eight Seasons

Player	Games	Seasons
Russell Wilson.....	65	2012-18
Dak Prescott.....	50	2016-23
Matt Ryan.....	49	2008-15
Aaron Rodgers.....	48	2007-12
Patrick Mahomes.....	47	2018-23
Ben Roethlisberger.....	42	2004-10

★ FOURTH QUARTER WINS ★

Since taking over as the Dallas Cowboys starting quarterback in 2016, Dak Prescott has engineered his share of fourth quarter wins for the club. Included in his 62 regular season wins as a starter are 19 occasions in which he led the team to victory when the club was tied or trailing in the fourth quarter or overtime. Prescott's 19 wins are the second-most by a Dallas signal caller:

4th Quarter/OT Wins - Cowboys

Quarterback	Wins	Quarterback	Wins
Tony Romo.....	24	Roger Staubach.....	13
Dak Prescott.....	19	Danny White.....	11
Troy Aikman.....	15		

Below is a look at each of Prescott's 19 games in which the game was tied or the team trailed in the fourth quarter to pull out the win and his fourth quarter/overtime stats:

Date	Opp	Score	Time Left	Att	Com	Yds	TD	Int	Final Score
9/18/16	@Was	20-23	15:00	7	6	66	0	0	27-23
10/30/16	PHI*	13-23	7:48	20	11	135	2	0	29-23
11/13/16	@Pit	29-30	0:42	11	10	83	0	0	35-30
12/1/16	@Min	7-9	14:11	4	2	26	1	0	17-15
12/18/16	TB	17-20	15:00	6	6	41	0	0	26-20
9/25/17	@Ari	14-14	14:45	3	3	94	1	0	28-17
12/10/17	@NYG	10-10	9:29	6	4	158	2	0	30-10
12/17/17	@Oak	17-17	6:30	6	5	82	0	0	20-17
12/31/17	@Phi	0-0	12:19	9	6	75	1	0	6-0
9/30/18	DET	23-24	2:17	11	7	99	0	0	26-24
11/11/18	@Phi	20-20	7:27	8	7	88	1	0	27-20
11/18/18	@Atl	19-19	1:52	6	4	45	0	0	22-19
12/9/18	PHI*	23-23	1:39	12	11	94	1	0	29-23
12/30/18	@NYG	28-32	3:21	10	5	78	1	0	36-35
9/20/20	Atl	24-36	15:00	21	13	182	1	0	40-39
9/19/21	@LAC	17-17	3:54	8	7	47	0	0	20-17
10/17/21	@NE*	29-29	7:53	5	5	71	1	0	35-29
12/11/22	Hou	20-23	3:20	7	6	79	0	0	27-23
12/24/22	Phi	27-34	9:59	10	7	127	1	0	40-34

**italics indicate overtime and are reflected in the stats totals*

Amongst all NFL quarterbacks, Prescott is tied for the sixth-most game-winning drives from 2016-23:

Game-Winning Drives - NFL (2016-23)

Player	Drives	Player	Drives
Derek Carr.....	28	Ryan Tannehill.....	19
Kirk Cousins.....	24	Dak Prescott.....	19
Matthew Stafford.....	22	Tom Brady.....	19
Russell Wilson.....	21	Drew Brees.....	18
Ben Roethlisberger.....	20	Aaron Rodgers.....	18

**Game Winning Drive = Fourth quarter drive that puts team ahead for the final time*

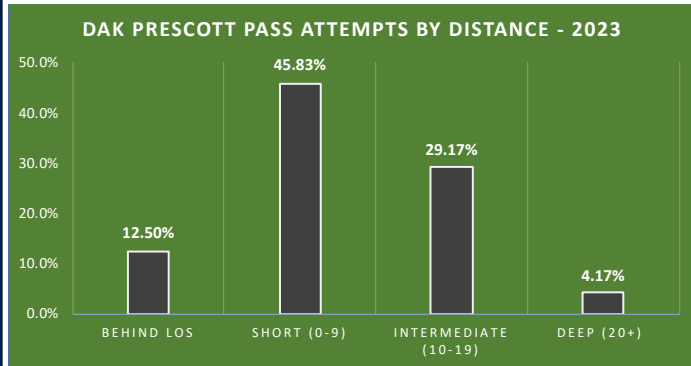
**4th Quarter Comeback = Offense overcomes a deficit to win the game*

Additionally, Prescott is 23-of-28 on pass attempts in overtime in his career, which at 82.1% is the second-highest completion percentage in overtime of any quarterback in Cowboys history, trailing only Troy Aikman (84.8%).

DAK PRESCOTT NOTES, CONT.

★ PASSING DEPTH CHART ★

Below is a chart that details Dak Prescott's attempts by distance for the 2023 season, per *Pro Football Focus*:



Outside Left	Between Numbers	Outside Right
0/1 0 0 TD, 0 INT 39.6 NFL	0/0 0 0 TD, 0 INT 0 NFL	0/0 0 0 TD, 0 INT 0 NFL
1/2 49 0 TD, 0 INT 95.8 NFL	1/3 16 0 TD, 0 INT 52.1 NFL	1/2 19 0 TD, 0 INT 83.3 NFL
1/3 10 0 TD, 0 INT 43.8 NFL	4/5 31 0 TD, 0 INT 92.5 NFL	3/3 11 0 TD, 0 INT 81.9 NFL
0/0 0 0 TD, 0 INT 0 NFL	0/1 0 0 TD, 0 INT 39.6 NFL	2/2 7 0 TD, 0 INT 81.3 NFL

Statistics: COM/ATT
YDS (YAC)

★ FOUR STAR RATING ★

Dak Prescott reached 1,500 pass attempts in the first week of 2019, qualifying him for the all-time NFL passing record books. Prescott ranks eighth in NFL annals in QB Rating, edging out Tony Romo (97.1) as the highest-rated passer in Cowboys history:

All-Time NFL Quarterback Rating

Player	Att	Cmp	Pct	Yds	TD	Int	Ratio	Rate
Patrick Mahomes	3,032	2,006	66.2	24,467	194	50	3.92	105.3
Aaron Rodgers	7,661	5,001	65.3	59,005	475	105	4.52	103.6
Deshaun Watson	1,947	1,301	66.8	15,795	112	42	2.71	101.8
Russell Wilson	5,252	3,398	64.7	40,760	310	98	3.14	100.2
Jimmy Garoppolo	1,752	1,187	67.8	14,489	89	43	2.07	99.7
Joe Burrow	1,561	1,058	67.8	11,856	82	31	2.65	99.4
Drew Brees	10,551	7,142	67.7	80,358	571	243	2.35	98.7
Kirk Cousins	4,910	3,282	66.8	37,484	254	106	2.40	97.8
Dak Prescott	3,307	2,198	66.5	25,086	166	65	2.55	97.6
Tom Brady	12,050	7,753	64.3	89,214	649	212	3.06	97.2



Prescott was awarded the Walter Payton Man of the Year Award for the 2022 season. Prescott was the fourth player in franchise history to win the award, joining Roger Staubach (1978), Troy Aikman (1997) and Jason Witten (2012). As the winner, Prescott received a \$250,000 donation to his Faith Fight Finish (FFF) Foundation, and he will wear a patch depicting the trophy on his uniform for the rest of his playing career.

★ ZERO TO 400, REAL QUICK ★

Dak Prescott has nine career 400-yard games, a franchise record and tied with Patrick Mahomes for the most by any passer since 2016:

Player	400-Yd Games
Dak Prescott	9
Patrick Mahomes	9
Kirk Cousins	7
Tom Brady	7

Prescott's nine 400-yard games are also tied for the second-most by any passer in the first seven seasons of a career:

Player	Seasons	400-Yd Games
Dan Marino	1983-90	10
Dak Prescott	2016-23	9
Patrick Mahomes	2018-23	9
Matthew Stafford	2009-15	7

Dak Prescott Career 400-Yard Games

Opp, Date	Att	Com	Yards	W/L
vs. Cle, 10/4/20	58	41	502	L
at Sea, 9/27/20	57	37	472	L
vs. GB, 10/6/19	44	27	463	L
vs. Phi, 12/9/18	54	42	455	W
vs. Atl, 9/20/20	47	34	450	W
at NE, 10/17/21	51	31	445	W
at Det, 11/17/19	46	29	444	W
vs. NYG, 9/8/19	32	25	405	W
at TB, 9/9/21	58	42	403	L

Prescott is the only quarterback in Cowboys history to pass for 400 yards in consecutive games, and his three-game streak is tied with Ryan Fitzpatrick (2018) for the longest streak in NFL history.

Prescott set an NFL record by passing for at least 450 yards in three straight games (vs. Atl, 9/20/20 - vs. Cle, 10/4/20), surpassing Jameis Winston (two game streak in 2019):

Prescott's 1,424 yards over the three-game stretch (vs. Atl, 9/20/20 - vs. Cle, 10/4/20) are the most by any NFL quarterback over a three-game stretch in league history.

★ PROTECTING DAK ★

The Dallas offensive line was blitzed on 28.7% of its passing plays in 2022, the ninth-highest rate in the league. Despite the amount of pressure, the Cowboys were fourth in the NFL with 27 allowed sacks.

Through one game in 2023, Dallas was one-of-five teams to not allow a sack despite being blitzed on 32% of its dropbacks (10th-highest pressure percentage in Week 1). Overall, the Cowboys only allowed five pressures, tied for the second-fewest in Week 1 according to *Pro Football Focus*:

Least Pressures Allowed, per PFF - 2023

Team	PrsrAllwd	Team	PrsrAllwd
Las Vegas	4	Denver	8
Dallas	5	Tampa Bay	9
Atlanta	5	LA Rams	9
Green Bay	6	Arizona	9
Jacksonville	8		

★ GUN OR CENTER? ★

Since Mike McCarthy arrived in 2020, Dak Prescott has lined up in the shotgun on 78.7% of his dropbacks. Below are his career stats when lining up under center and in shotgun:

Dak Prescott Gun vs. Center - 2020-23

Shotgun	Under Center
Attempts: 977	Attempts: 259
Completions: 651	Completions: 184
Completion Pct: 66.6%	Completion Pct: 71.0%
Passing Yards: 7,188	Passing Yards: 2,120
TD: 53	TD: 16
INT: 23	INT: 6
Passer Rating: 96.5	Passer Rating: 106.3

TONY POLLARD NOTES



2023 Stats (NFL RB Rank)

2

Rushing TDs (T-1st)

5.0

Yards-Per-Carry (T-6th)

5.1

Yards-Per-Touch (7th)

20

One-of-Nine RBs with 20-yard rush in Week 1

★ YARDS AFTER CONTACT ★

Known mostly for his explosive play style, Tony Pollard also showed to be a tough back to bring down, as his 3.82 yards after contact-per-rush led the NFL in 2022, per PFF (min. 100 carries):

Yards After Contact Per Rush Attempt - NFL 2022 min. 100 carries

Player	YAC/Att	Player	YAC/Att
Tony Pollard, Dal	3.82	Tyler Allgeier, Atl.....	3.58
Rhamondre Stevenson, NE	3.81	Raheem Mostert, Mia.....	3.52
Khalil Herbert, Chi.....	3.67	Nick Chubb, Cle.....	3.48
Derrick Henry, Ten	3.60	Josh Jacobs, LV.....	3.40

Dallas rushers punished opposing defenses after initial contact in 2022. The Cowboys totaled 1,577 yards after contact on rushes, sixth in the NFL:

Team Rushing Yards After Contact - NFL 2022

Team	YAC	Team	YAC
Chicago	2,007	Dallas	1,577
Atlanta	1,807	Carolina	1,478
Cleveland.....	1,709	Washington.....	1,468
Tennessee	1,612	N.Y. Giants.....	1,448
Baltimore	1,592	Philadelphia.....	1,434

★ BIG PLAY WAITING TO HAPPEN ★

Tony Pollard is no stranger to explosive plays, even before he became the Cowboys No. 1 back in 2023. Since 2020 Pollard has tallied five touchdown runs of 40-plus yards, tied for the most in the NFL in that span:

Most 40-Plus Yard Rushing TDs - 2020-23

Player	40-Yd TD	Player	40-Yd TD
Tony Pollard, Dal	5	Melvin Gordon, Den	3
Jonathan Taylor, Ind	5	Rashaad Penny, Sea	3
Derrick Henry, Ten	5	Miles Sanders, Phi	3
Nick Chubb, Cle.....	4	Justin Fields, Chi.....	3
Dalvin Cook, Min	3		

Pollard was also one-of-eight players with three-or-more 50-yard rushes in the last three seasons:

Most 50-Yard Rushes - 2021-23

Player	50-Yd Rush	Player	50-Yd Rush
Jonathan Taylor, Ind	4	D'Andre Swift, Phi	3
Derrick Henry, Ten	4	Dalvin Cook, NYJ	3
Justin Fields, Chi	4	Kenneth Walker III, Sea	3
Tony Pollard, Dal	3	Austin Ekeler, LAC	3

★ CAN'T TOUCH THIS ★

Tony Pollard led the Cowboys with 1,007 rushing yards on 193 carries (5.2 avg.) while adding 39 receptions for 371 yards in 2022. Pollard's 5.9 yards-per-touch led all NFL running backs in 2022 - min. 150 touches:

Yards-Per-Touch - NFL 2022 min. 150 touches

Player, Team	Touch	Yds	Yds/Touch
Tony Pollard, Dal	232	1,378	5.94
Christian McCaffrey, Car/SF	329	1,880	5.71
Travis Etienne Jr., Jac	255	1,441	5.65
Aaron Jones, GB	272	1,516	5.57
Nick Chubb, Cle	329	1,764	5.36

After finishing second among running backs in rushing average (5.53) in 2021, Pollard continued his efficiency on the ground in 2022. Pollard finished third among running backs with 5.22 yards-per-carry:

Highest Rushing Average Among RBs - 2022

Player, Team	Att	Yds	Avg.
Khalil Herbert, Chi	129	731	5.67
Aaron Jones, GB	213	1,121	5.26
Tony Pollard, Dal	193	1,007	5.22
Travis Etienne Jr., Jax	220	1,125	5.11

Pollard had a career-high seven games with 100 scrimmage yards in 2022 and has 12 for his career. He was the first Cowboy with seven games of 100-plus scrimmage yards in a season since Ezekiel Elliott had nine in 2019.

Tony Pollard Career 100-Yard Scrimmage Games

Opp, Date	Rush Yds	Rec Yds	Tot Yds
at Min, 11/20/22	80	109	189
vs. Chi, 10/30/22	131	16	147
vs. LAR, 12/15/19	131	12	143
at LAC, 9/19/21	109	31	140
vs. SF, 12/20/20	69	63	132
vs. Mia, 9/22/19	103	25	128
at GB, 11/13/22	115	13	128
vs. Det, 10/23/22	83	26	109
vs. Ind, 12/4/22	91	15	106
at Jax, 12/18/22	75	31	106
at NYG, 9/26/22	105	0	105
vs. NYG, 10/10/21	75	28	103

2

Tony Pollard rushed for two touchdowns in the season opener at the New York Giants. He was the 10th player in franchise history to rush for multiple touchdowns in a season opener and the first since Marion Barber in 2008 (at Cleveland, 9/7).

5.0

Tony Pollard averaged 5.53 yards-per-carry in 2021 and 5.22 yards-per-carry in 2022, one-of-two running backs in Cowboys history to average 5.0 yards-per-carry in multiple seasons (DeMarco Murray, 2011 and 2013) on at least 100 rushes.

CEEDEE LAMB NOTES



Career Statistics

264

Receptions

**most by Cowboys player through 50 games*

3,473

Receiving Yards

**most by Cowboys player through 50 games*

10

100-Yard Games

**2nd-most by Cowboys player through 50 games*



★ NO SILENCING THIS LAMB ★

CeeDee Lamb started his Cowboys career loudly, passing Bob Hayes (46) and establishing a franchise record for the most receptions by a Cowboys rookie (74). He finished with the third-most receptions in a season in team history in 2022 (107), and Lamb's 264 career receptions are the most by a Cowboy through 50 career games:

Most Receptions by a Cowboy in First 50 Career Games

Player	Seasons	Rec
CeeDee Lamb	2020-23	264
Dez Bryant.....	2010-13	242
Herschel Walker.....	1986-89	211
Jason Witten.....	2003-06	197

Lamb exceeded 1,000 scrimmage yards in all of his three NFL seasons (2020-22). Lamb is one-of-five Cowboys players - and the only wide receiver - in franchise history to start a career with three consecutive 1,000-scrimmage yard seasons:

Player 1,000-Scrm. Yd Seasons to Begin Career

Emmitt Smith.....	13 Seasons (1990-2002)
Ezekiel Elliott.....	6 Seasons (2016-21)
Tony Dorsett.....	5 Seasons (1977-81)
Herschel Walker.....	3 Seasons (1986-88)
CeeDee Lamb*	3 Seasons (2020-22)

**streak is active*

★ CEEDEE'S BIG PLAYS ★

CeeDee Lamb is no stranger when it comes to big plays. Lamb caught a 49-yard pass to set up a Cowboys touchdown in Week 1 against the Giants, and he joined Tyreek Hill as the only two players to catch passes of 40-plus yards in Week 1.

In 2022 Lamb caught 24 passes of 20-plus yards, tied for third in the NFL:

20-Plus Yard Reception Leaders - NFL 2022

Player	Rec	Player	Rec
Justin Jefferson, Min.....	28	Travis Kelce, KC.....	19
Tyreek Hill, Mia.....	25	Mike Evans, TB.....	19
CeeDee Lamb, Dal.....	24	DeVonta Smith, Phi.....	18
Davante Adams, LV.....	24	Amari Cooper, Cle.....	18
A.J. Brown, Phi.....	23	Christian Kirk, Jax.....	18
Jaylen Waddle, Mia.....	21	DeVonta Smith, Phi.....	18

★ ON THE LAMB ★

CeeDee Lamb quickly rose to the No. 1 receiver spot for the Dallas Cowboys. Lamb recorded two 100-yard receiving games as a rookie in 2020 before tallying three 100-yard games in 2021. Lamb recorded five 100-yard receiving games in 2022, giving him 10 for his career:

CeeDee Lamb Career 100-Yard Rec Games

Opp, Date	Rec Yds
at GB, 11/13/22.....	150
at NE, 10/17/21.....	149
at Jax, 12/18/22.....	126
vs. NYG, 10/11/20.....	124
vs. Phi, 12/24/22.....	120
at Min, 10/31/21.....	112
vs. Atl, 9/20/20.....	106
vs. NYG, 11/24/22.....	106
at TB, 9/9/21.....	104
at Ten, 12/29/22.....	100

Lamb's 10 career 100-yard receiving games are the second-most 100-yard games by a Cowboys player through 50 career games:

Most 100-Yard Receiving Games Through 50 Career Games Cowboys History

Player	100-Yd Gms	Player	100-Yd Gms
Bob Hayes.....	16	Dez Bryant.....	9
CeeDee Lamb.....	10	Drew Pearson.....	8
Michael Irvin.....	9	Michael Gallup.....	7

★ SLOT MACHINE ★

CeeDee Lamb proved to be elusive when lining up as a slot receiver in 2022. Lamb's 867 yards out of the slot were first in the NFL in 2022, and through one game in 2023 he already ranks fourth in the league in receiving yards out of the slot:

NFL Reception Leaders When Lining Up in The Slot - 2023

Player	Routes	Rec.	Rec. Yds
Tyreek Hill, Mia.....	14	5	104
Allen Robinson, Pit.....	38	4	62
Tutu Atwell, LAR.....	17	4	60
CeeDee Lamb, Dal.....	18	4	58
Nick Westbrook-Ikhine, Ten.....	18	4	58
Brandon Aiyuk, SF.....	8	4	55
Darnell Mooney, Chi.....	34	4	53
Curtis Samuel, Was.....	25	4	53
Keenan Allen, LAC.....	22	3	52
Jaylen Waddle, Mia.....	9	2	48

CEEDEE LAMB NOTES, CONT.

★ AMONG THE BEST ★

CeeDee Lamb established himself as one of the top receivers in the league, as he ranked among the top NFL leaders in every main receiving statistic in 2022:

NFL Receiving Leaders - 2022

Receptions

1. Justin Jefferson (128)
2. Tyreek Hill (119)
3. Travis Kelce (110)
4. Stefon Diggs (108)
5. **CeeDee Lamb (107)**
5. Austin Ekeler (107)

Receiving Yards

1. Justin Jefferson (1,809)
2. Tyreek Hill (1,710)
3. Davante Adams (1,516)
4. A.J. Brown (1,496)
5. Stefon Diggs (1,429)
6. **CeeDee Lamb (1,359)**

Targets

1. Justin Jefferson (184)
2. Davante Adams (180)
3. Tyreek Hill (170)
4. **CeeDee Lamb (156)**
5. Stefon Diggs (154)

Receiving 1st Downs

1. Justin Jefferson (80)
2. Travis Kelce (78)
3. Tyreek Hill (77)
4. Stefon Diggs (72)
5. Amon-Ra St. Brown (68)
6. **CeeDee Lamb (67)**

Lamb also become one of the most consistent receivers in the league, catching at least five passes in 15 of his 17 games in 2022, the most games with five-plus catches in 2022:

Most Games with Five-Plus Receptions - NFL 2022

Player	Gms	Player	Gms
CeeDee Lamb, Dal.....	15	D.K. Metcalf, Sea.....	12
Chris Godwin, TB.....	14	Tyreek Hill, Mia.....	12
Justin Jefferson, Min.....	13	Stefon Diggs, Buf.....	12
DeVonta Smith, Phi.....	13	Diontae Johnson, Pit.....	12
Travis Kelce, KC.....	13	Amon-Ra St. Brown, Det. 12	

★ YOUNG LAMB ★

CeeDee Lamb established himself as a top-tier wide receiver in just his third NFL season. He was the third Cowboys player with 100 receptions in a season and by far the youngest player in franchise history (23) to surpass 100 receptions in a season:

Youngest Players with 100 Receptions - Cowboys History

Player, Season	Rec.	Age
CeeDee Lamb, 2022.....	107	23
Michael Irvin, 1995.....	111	29
Jason Witten, 2012.....	110	30

Lamb is also one-of-nine players - 11th instance - in the last 15 years to record 100 receptions at 23 years-or-younger.

Player	Age	Player	Age
Justin Jefferson, 2021.....	22	Jarvis Landry, 2015.....	23
Christian McCaffrey, 2018.....	22	Brandon Marshall, 2007.....	23
JuJu Smith-Schuster, 2018.....	22	Christian McCaffrey, 2019.....	23
DeAndre Hopkins, 2015.....	23	Amon-Ra St. Brown, 2022.....	23
Justin Jefferson, 2022.....	23	Jaylen Waddle, 2021.....	23
CeeDee Lamb, 2022.....	23		

★ SLOT VS. WIDE OUT ★

CeeDee Lamb has been a versatile weapon in his first three seasons, splitting time at both slot receiver and on the outside. Below are Lamb's stats from 2022-23 when lining up in the slot position compared to lining up on the outside:

CeeDee Lamb, 2022-23

Slot	Outside
Routes: 375	Routes: 218
Targets: 86	Targets: 74
Receptions: 66	Receptions: 45
Receiving Yards: 925	Receiving Yards: 511
TD: 3	TD: 6

★ CEEDEE'S BREAKDOWN ★

Below is a chart detailing CeeDee Lamb's receptions in 2023, *Pro Football Focus*:

Outside Left	Between Numbers	Outside Right
0/0 (0) 0 (0) 0 TD, 0 INT 0 NFL	0/0 (0) 0 (0) 0 TD, 0 INT 0 NFL	0/0 (0) 0 (0) 0 TD, 0 INT 0 NFL
1/1 (0) 90.7 49 (32) 0 TD, 0 INT 118.8 NFL	0/0 (0) 0 (0) 0 TD, 0 INT 0 NFL	1/1 (0) 75.9 19 (4) 0 TD, 0 INT 118.8 NFL
0/0 (0) 0 (0) 0 TD, 0 INT 0 NFL	1/1 (0) 78.0 9 (1) 0 TD, 0 INT 104.2 NFL	0/0 (0) 0 (0) 0 TD, 0 INT 0 NFL
0/0 (0) 0 (0) 0 TD, 0 INT 0 NFL	0/0 (0) 0 (0) 0 TD, 0 INT 0 NFL	1/1 (0) 60.5 0 (1) 0 TD, 0 INT 79.2 NFL

Statistics: REC/TCT (Drops)
YDS (YAC)

★ THIRD DOWN PLAYMAKER ★

Dallas was not shy about targeting its No. 1 wideout in crucial third down situations, as CeeDee Lamb had 17 receptions on third down and long (eight yards-or-more) in 2022, most in the NFL:

Receptions on 3rd Down & Long (Eight-Plus Yds) - 2022

Player	Rec	1stD%	Player	Rec	1stD%
CeeDee Lamb.....	17	47.8%	Ameer Abdullah.....	13	21.4%
T.J. Hockenson.....	15	19.0%	Five tied.....	12	
Chris Olave.....	13	42.1%			

★ CATCH ME IF YOU CAN ★

CeeDee Lamb reeled in 10-or-more receptions in three games in 2022:

Player	Opp/Date	Rec.
CeeDee Lamb.....	@GB, 11/13/22	11
CeeDee Lamb.....	Phi, 12/24/22	10
CeeDee Lamb.....	@Ten, 12/29/22	11

Lamb's three regular season games with 10-or-more receptions were tied with Jason Witten (2010) and Michael Irvin (1995) for the most 10-catch games in a season in team history.

Additionally, Lamb and Irvin (1995) were the only two Cowboys with three games of 10 catches and 100 receiving yards in the same season. Lamb was also one-of-five NFL receivers in 2022 with at least three games of 10-plus receptions and 100 receiving yards:

Most Games with 10 Rec, 100 Yds - NFL 2022

Player	Games	Player	Games
Justin Jefferson, Min.....	6	Cooper Kupp, LAR.....	3
Tyreek Hill, Mia.....	4	Stefon Diggs, Buf.....	3
CeeDee Lamb, Dal.....	3		

Lamb had two games in 2022 with at least 10 receptions, 100 yards and two touchdowns (at GB, 11/13 and vs. Phi, 12/24), the only receiver in the NFL in 2022 with multiple games of 10-plus catches, 100-plus yards and multiple touchdowns.

Lamb also joined Amari Cooper as the only two players in Cowboys history with multiple games of 10-plus catches, over 100 yards and multiple touchdowns through the air:

Players with 10 Rec, 100 Yds and Two TDs - Cowboys History

Player	Games	Player	Games
Amari Cooper.....	2	Tony Hill.....	1
CeeDee Lamb.....	2	Mike Renfro.....	1
Miles Austin.....	1		

BRANDIN COOKS NOTES



CAREER STATS

133

Games

121

Games Started

632

Receptions

8,638

Receiving Yards

49

TD

★ THE ARCHER ★

The Dallas Cowboys added a speedy, big-play threat to their offense when they traded for Brandin Cooks this past offseason. Heading into his 10th NFL season, Cooks has shown the ability to take the top off a defense at any point of the game.

Since Cooks entered the league in 2014, his 36 receptions of 40-plus yards are tied for the second-most in the NFL in that span:

40-Plus Yard Receptions - NFL 2014-23

Player	40-Yd Rec.	Player	40-Yd Rec.
Tyreek Hill.....	41	Mike Evans.....	32
Brandin Cooks.....	36	Davante Adams.....	32
DeSean Jackson.....	36	Antonio Brown.....	31
T.Y. Hilton.....	32	Odell Beckham Jr.....	31
Stefon Diggs.....	32	Amari Cooper.....	28

Cooks is also tied for the third-most receiving touchdowns of 40 yards-or-more, trailing only Tyreek Hill and DeSean Jackson, in that span:

Receiving TDs of 40-Plus Yards - NFL 2014-23

Player	TDs	Player	TDs
Tyreek Hill.....	25	Tyler Lockett.....	15
DeSean Jackson.....	19	Antonio Brown.....	13
Brandin Cooks.....	15	Amari Cooper.....	13
Odell Beckham Jr.....	15	Mike Evans.....	13

★ OUT OF THE SLOT ★

Brandin Cooks ran 24.8% of his routes from the slot while playing for the Houston Texans in 2022. When lining up in the slot, Cooks averaged 16.4 yards-per-catch, fifth among receivers who lined up in the slot last season:

Yards-Per-Catch From the Slot - NFL 2022 (min. 18 targets)

Player	Tgts	Rec	Y/REC
Marquez Valdes-Scantling, KC.....	28	15	23.5
Jaylen Waddle, Mia.....	32	21	18.7
Tre'Quan Smith, NO.....	18	13	16.8
Mike Evans, TB.....	31	17	16.8
Brandin Cooks, Dal.....	22	18	16.4

Cooks also helped out a young quarterback room in Houston in 2022. When Texans quarterbacks threw to Cooks in the slot, they tallied a passer rating of 133.9, fifth-highest in the league last season.

★ CONSISTENTLY COOKING ★

Brandin Cooks has been traded four times in his career, and the Cowboys will be his fifth team since he entered the league in 2014. Despite being traded to four different teams, Cooks' production has not stopped. He joined Brandon Marshall as the only players in NFL history to record at least 1,000 receiving yards in a season with four different teams.

In his nine-year career, Cooks has recorded six 1,000-yard seasons, tied for fourth among active players.

Most 1,000-Yard Receiving Seasons - Active Players

Player	Seasons	Player	Seasons
Mike Evans, TB.....	9	Amari Cooper, Cle.....	6
Travis Kelce, KC.....	7	DeAndre Hopkins, Ten.....	6
Julio Jones.....	7	A.J. Green.....	6
Brandin Cooks, Dal.....	6		

Cooks will also bring valuable experience to the Cowboys wide receivers room, as his 133 career games played rank fourth among wide receivers since 2014:

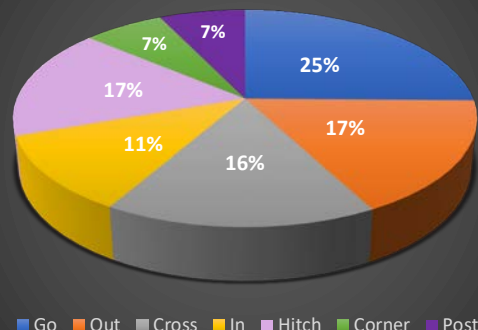
Games Played - Wide Receivers 2014-23

Player	GP	Player	GP
Mike Evans, TB.....	138	Jarvis Landry.....	132
Adam Thielen, Car.....	136	DeAndre Hopkins.....	130
Davante Adams, LV.....	134	Cole Beasley.....	129
Brandin Cooks, Dal.....	133	Robert Woods.....	129

★ COOKS ROUTE FREQUENCY ★

Below is a quick snapshot of Brandin Cooks' route frequency over the last three-plus seasons (2020-23):

Brandin Cooks Route Frequency - 2020-23



OFFENSIVE NOTES

★ 40-BURGER ★

Dallas was no stranger when it came to lighting up the scoreboard in 2022, as it finished fourth in points-per-game (27.5). The Cowboys scored at least 40 points in four games in 2022 - most in the NFL and tied for the third-most 40-point contests in team history:

Dallas Cowboys 40-Point Games - 2022-23

Opp, Date	Score
vs. Chi, 10/30/22	49-29
at Min, 11/20/22	40-3
vs. Ind, 12/4/22	54-19
vs. Phi, 12/24/22	40-34
at NYG, 9/10/23	40-0

Since Head Coach Mike McCarthy arrived in 2020, the Cowboys have the most 40-point outings (12 games) among NFL teams. 10 of those 12 40-point games came from 2021-23:

Most 40-Point Games) - NFL 2020-23

Team	10+ Runs	Player	10+ Runs
Dallas	12	Buffalo	7
Tampa Bay	7	Green Bay	6
Kansas City	7		

★ BIG-PLAY RUNS ★

The Cowboys were effective in the run game in 2022, ranking eighth in rushing yards-per-game (135.2). A large part of Dallas' rushing attack was due to its ability to rattle off explosive plays. The Cowboys rattled off 62 runs of 10 yards-or-more, tied for seventh in the NFL:

Most Explosive Play Runs (10-Plus Yds) - NFL 2022

Team	10+ Runs	Player	10+ Runs
Baltimore	88	Philadelphia	74
Chicago	81	Atlanta	70
Cleveland	77	Dallas	62
N.Y. Giants	74	Buffalo	62

Dallas had three runs of 10-plus yards in Week 1 at the N.Y. Giants.

★ CASHING IN FOR POINTS ★

The Cowboys scored a touchdown on 40 of its 56 red zone trips in 2022, a 71.4% red zone touchdown efficiency that led the NFL:

NFL Red Zone Touchdown Efficiency - 2022

Team	RZ Drives	TD	RZ TD Eff.
Dallas	56	40	71.4%
Kansas City	72	50	69.4%
Philadelphia	59	40	67.8%
Detroit	68	45	66.2%
Cincinnati	57	37	64.9%

The Cowboys scored a touchdown on three of its four red zone trips in Week 1 of 2023 and kicked a field goal on their fourth trip inside the 20-yard line.

★ POINTS OFF TAKEAWAYS ★

The Cowboys led the league in takeaways (33) in 2022 and capitalized with points, as they ranked third in the NFL with 110 points off takeaways.

In 2023 Dallas ranks second in the NFL with 14 points off three takeaways in Week 1:

Most Points Off Takeaways - 2023 NFL

Team	Takeaways	Points	Pct of Tot Pts Scored on TAs
Atlanta	3	17	31.3%
Dallas	3	14	27.5%
Philadelphia	2	13	23.6%
New Orleans	3	10	20.9%
Washington	2	10	20.8%
Arizona	3	10	18.2%

★ POINT MEN ★

Heading into the 2023 season, Dallas averaged a league-high 31.2 points-per-game in 2021-22. In both 2021 and 2022, Dallas made their way into the top 10 for scoring average in single season franchise history. Below are the 10 highest scoring seasons in Cowboys history:

Dallas Cowboys Most Points-Per-Game - Single Season

Season	Pts	Season	Pts
1966	31.8	1971	29.0
2021	31.2	2007	28.4
1968	30.8	1962	28.4
1983	29.9	1980	28.4
2014	29.2	2022	27.5

The Cowboys started the scoring barrage early in 2022, ranking sixth in the league in first quarter points (91). Dallas got off to an early start in 2023 with 16 points in the first quarter, tied with Philadelphia for the most first quarter points in Week 1.

★ OFFENSIVE LINE SHUFFLE ★

The chart below shows the average age and experience of the Cowboys expected offensive line going into Week 1 versus the starting combination in each week of the season:

Expected Offensive Line Entering 2023 Season

	LT	LG	C	RG	RT
	Tyron Smith	Tyler Smith	T. Biadasz	Z. Martin	T. Steele
Age	32	22	25	32	26
Exp.	12	1	3	9	3

Avg. Age - 27.4 years
Avg. Exp. - 5.6 years

Offensive Line in Week 1 at N.Y. Giants

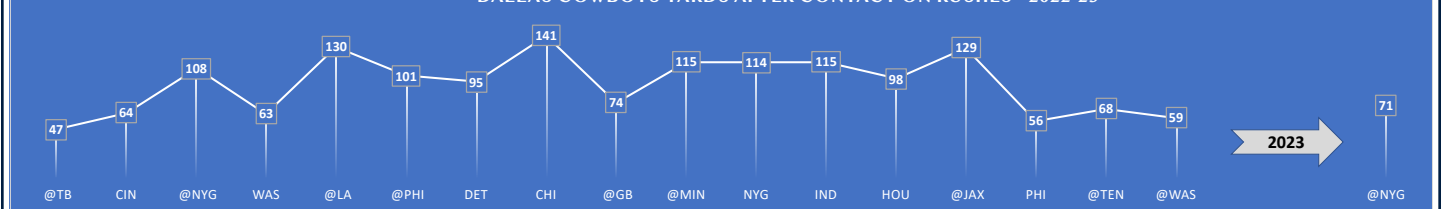
	LT	LG	C	RG	RT
	T. Smith	C. Edoga	T. Biadasz	Z. Martin	T. Steele
Age	32	26	25	32	26
Exp.	12	4	3	9	3

Avg. Age - 28.2 years
Avg. Exp. - 6.2 years

★ YARDS AFTER THE CATCH - YAC ATTACK ★

Dallas exploited defenses for the sixth-most yards after contact on rushes in the NFL in 2022 with 1,577 rushing YAC. The YAC total was the most by a Cowboys offense since the stat began to be tracked. Dallas recorded 71 YAC on rushes in Week 1- 15th in the league:

DALLAS COWBOYS YARDS AFTER CONTACT ON RUSHES - 2022-23



SECONDARY NOTES



COMBINED CAREER STATS

Trevon Diggs, Stephon Gilmore
DaRon Bland

63 Interceptions

188 Pass Breakups

5 Interceptions Returned for TD

★ CAN YOU DIGG(S) IT? ★

Trevon Diggs tallied an interception in three games in 2022, bringing his career total to 17. Diggs' 17 interceptions was the second-most through three career seasons in Cowboys history - Eversen Walls, 22 interceptions.

Spurred by his franchise record 11 interceptions in 2021, Diggs is second in the NFL in interceptions (17) since he was drafted in 2020:

Interceptions - NFL 2020-22

Player, Team	INTs
J.C. Jackson, LAC.....	18
Trevon Diggs, Dal.....	17
Xavien Howard, Mia.....	16
Justin Simmons, Den.....	16
Quandre Diggs, Sea.....	14

Along with his premier ball skills, Trevon Diggs constantly puts himself in position to break up passes. Since he was drafted in 2020, Diggs' 50 career pass breakups rank second in the NFL:

2020-22 Pass Breakup Leaders - NFL

Player, Team	PBU	Player	PBU
James Bradberry, Phi.....	53	Jalen Ramsey, Mia.....	43
Trevon Diggs, Dal.....	50	Michael Davis, LAC.....	43
Xavien Howard, Mia.....	49	Carlton Davis, TB.....	42
Denzel Ward, Cle.....	44	J.C. Jackson, LAC.....	42

★ LOOK AWAY ★

In Week 1 of the 2023 season, the Cowboys limited Daniel Jones to a 36.8 passer rating, second-lowest in the NFL.

Stephon Gilmore held Daniel Jones to a 12.5 passer rating when targeted, and DaRon Bland held Jones to a 25.0 passer rating when targeted, good for 11th and 12th in the NFL, respectively, in Week 1:

Passer Rating Against (min. 30 coverage snaps) - 2023

Rnk	Player, Team	INT	PD	PsRtgAg
1.	Tashaun Gipson Sr., SF	0	0	0.0
	Eric Murray, Hou	0	0	0.0
	Budda Baker, Ari	0	0	0.0
	Marcus Maye, NO	1	0	0.0
	Jordan Fuller, LAR	0	0	0.0
	Jessie Bates III, Atl	2	0	0.0
	Jordan Whitehead, NYJ	3	0	0.0
8.	Dax Hill, Cin	1	0	2.8
9.	Charvarius Ward, SF	1	0	5.6
10.	Marshon Lattimore, NO	1	3	6.9
11.	Stephen Gilmore, Dal	1	2	12.5
12.	DaRon Bland, Dal	1	0	25.0

★ THE GILLY LOCK ★

The Dallas Cowboys added a lockdown corner when they traded a 2023 fifth round pick to the Colts for two-time All-Pro, and former 2019 NFL Defensive Player of the Year, Stephon Gilmore.

In his first game as a Dallas Cowboy, Gilmore recorded his 30th career interception, the fifth-most among active players.

NFL Pass Defense Leaders - Active Players

<u>Interceptions</u>	<u>Pass Breakups</u>
1. Patrick Peterson (34)	1. Darius Slay (136)
Harrison Smith (34)	2. Stephon Gilmore (130)
3. Tashaun Gipson (32)	3. Patrick Peterson (113)
Marcus Peters (32)	4. Kareem Jackson (108)
5. Stephon Gilmore (30)	5. James Bradberry (100)
6. Tyrann Mathieu (29)	

Gilmore was forced to be reckoned with in Week 1, as he finished with an interception and three pass breakups, one-of-six players to have three pass breakups in the season opener.

2023 Pass Breakup Leaders - NFL

Player, Team	PBU	Player	PBU
Marshon Lattimore, NO.....	4	Stephon Gilmore, Dal..	3
Jordan Whitehead, NYJ.....	3	J.C. Jackson, LAC.....	3
Darius Slay, Phi.....	3	Pat Surtain, Den.....	3

Gilmore held Daniel Jones to a 12.5 passer rating when Jones tried to target Gilmore, good for 11th in the NFL last week:

★ NOT SO BLAND ★

The Dallas Cowboys selected rookie cornerback DaRon Bland in the fifth round (167th overall) of the 2022 NFL Draft. Due to injuries in the Cowboys secondary, namely to veterans Jourdan Lewis and Anthony Brown, Bland was tasked with filling in as a starter at both nickel corner and outside corner. Bland stepped up for the Dallas secondary, tying for second among NFL rookies with five interceptions, and his five picks were the most by a Cowboys rookie since 2002.

In Week 1 of the 2023 season, Bland recorded his first career interception returned for a touchdown. He tied for the league lead in interceptions since the start of the 2022 season:

Interceptions - NFL 2022-23

Player	INT	Player	INT
DaRon Bland, Dal	6	Justin Simmons, Den6
Minkah Fitzpatrick, Pit 6	Riq Woolen, Sea6
C.J. Gardner-Johnson, Det 6	Jessie Bates, Atl6

MICAH PARSONS NOTES



BY THE NUMBERS

27.5

Career Sacks

*fifth in the NFL since 2021

163

Career Pressures

*third in the NFL since 2021, per PFF

20.9

Pressure Percentage

*leads all edge defenders since 2021



2023 DALLAS COWBOYS

★ THE LIONBACKER ★

Micah Parsons proved to be explosive off the edge in his first two seasons with Dallas. Parsons led the NFL with 90 quarterback pressures in 2022. He pressured opposing quarterbacks on 19.3% of his pass rushes, which also led the league (min. 250 pass rushes).

Highest Quarterback Pressure Percentage, PFF 2022

Player	Ps Rush	Prsrs	Prsr%
Micah Parsons, Dal	467	90	19.3%
Nick Bosa, SF	480	89	18.5%
Brandon Graham, Phi	289	48	17.1%
Trey Hendrickson, Cin	364	62	17.0%
Za'Darius Smith, Min	492	78	16.7%
Myles Garrett, Cle	454	73	16.1%

Through one game in 2023, Parsons has six pressures on 26 pass rush snaps.

★ THE PARSONS GAMBIT ★

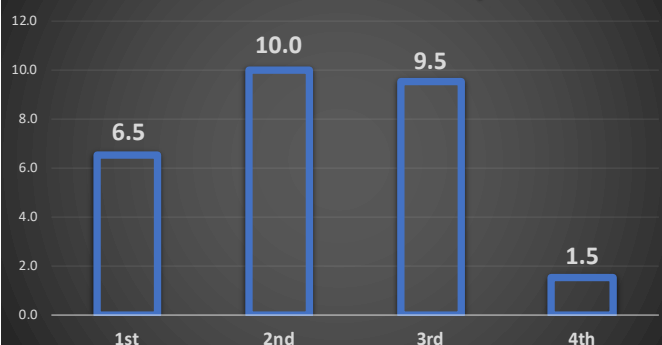
Micah Parsons lines up all over the defense for Dallas in 2021, making him one of the most versatile players in the NFL. The Cowboys will continue to showcase Parsons' versatility in 2023. Below are his snap counts by position, per PFF:

	DLine	LB	CB	S	Total
Week 1 at NYG	33	7	0	0	40
Totals	33	7	0	0	40

★ PARSONS SACKS BY DOWN ★

Micah Parsons has recorded 27.5 career sacks in the regular season. Below is a breakdown of his sacks by down:

Micah Parsons Career Sacks by Down



★ THE LION IS ALWAYS HUNGRY ★

Micah Parsons was on the prowl for opposing quarterbacks in his first two seasons with the Dallas Cowboys, finishing with 13.0 sacks as a rookie and 13.5 sacks in 2022, good for seventh in the NFL. Parsons joined Aldon Smith and Reggie White as the only three players since 1982 with 13.0-plus sacks in each of their first two seasons.

Parsons' career sack total is up to 27.5, tied for the 10th-most sacks in a player's first 34 career games since sacks became official in 1982:

Most Sacks Through 34 Career Games Since 1982

Player/Team	Seasons	Sacks
Reggie White, Phi	1985-87	38.0
Aldon Smith, SF	2011-13	37.0
Shawne Merriman, SD	2005-07	32.5
Von Miller, Den	2011-13	32.0
Myles Garrett, Cle	2017-19	30.5
Derrick Thomas, KC	1989-91	30.5
Anthony Smith,	1991-93	29.5
Jevon Kearse, Ten	1999-2001	28.0
J.J. Watt, Hou	2011-13	28.0
Micah Parsons, Dal	2021-23	27.5
Joey Bosa, LAC	2016-18	27.5

With 2.0 sacks in six contests in 2022, Parsons has nine career games with 2.0 sacks-or-more, the fourth-most in a player's first 34 career games since 1982:

Most Games with 2.0 Sacks Through 34 Career Games Since 1982

Player/Team	2.0-Sack Gms	Seasons
Aldon Smith, SF	10	2011-13
Shawne Merriman, SD	10	2005-07
Reggie White, Phi	10	1985-87
Micah Parsons, Dal	9	2021-23

Parsons' six multi-sack games were second in the league in 2022 behind Myles Garrett (seven). Parsons tied DeMarcus Ware for the most multi-sack games (1.5-plus sacks) in a season in franchise history.

Most Multi-Sack Games in a Season - Cowboys History Since 1982

Player	Multi-Sack Gms	Season
Micah Parsons	6	2022
DeMarcus Ware	6	2011
Many tied	4	

DEFENSIVE NOTES

★ ALWAYS WINNING ★

Micah Parsons is one of the game's top pass rushers, and he led the league in pass rush win rate (30%) in 2022. In Week 1 at the N.Y. Giants, Dorance Armstrong, Dante Fowler and Sam Williams got to the quarterback as Parsons battled through double teams. Below are the top pass rush win rates from Week 1 in 2023:

Pass Rush Win Rate - NFL 2023

Rk	Player, Team	Wins	Plays	PRWR
1.	Leonard Floyd, Buf.....	4	10	40%
	Arden Key, Ten.....	8	20	40%
	Dorance Armstrong, Dal.....	4	10	40%
4.	Kwity Paye, Ind.....	5	15	33%
5.	Darrell Taylor, Sea.....	4	13	31%
	Will Anderson Jr., Hou.....	4	13	31%
7.	Dante Fowler, Dal.....	6	20	30%
	Sam Williams, Dal.....	3	10	30%
	Boye Mafe, Sea.....	3	10	30%

*A pass rush win occurs when a defender beats his block in less than 2.5 seconds.

★ LEGION OF DOOM ★

Dallas was effective in rushing opposing passers in 2022, as Dallas' 54 sacks tied for third in the NFL behind Philadelphia and Kansas City. In 2023 Dallas led the league with seven sacks in Week 1:

NFL Team Sack Leaders - 2023

Team	Sacks	Team	Sacks
Dallas.....	7	San Francisco.....	5
Arizona.....	6	New York Jets.....	5
Baltimore.....	5		

The Cowboys seven sacks last week were the second-most in a season opener in team history, trailing only the 1994 season opener when Dallas tallied nine sacks against Pittsburgh (9/4).

Below are all of Dallas' 2023 sacks broken down by player:

Dallas Cowboys Sack Leaders - 2023

Player	Sacks	Player	Sacks
Dorance Armstrong.....	2.0	Micah Parsons.....	1.0
Osa Odighizuwa.....	2.0	Chauncey Golston.....	1.0
DeMarcus Lawrence.....	1.0		

★ UNDER PRESSURE ★

The Cowboys front six established themselves as one of the premier pass rushing units in the league in 2022. Along with 54 sacks, Dallas led the NFL with 271 pressures, per *Pro Football Focus*.

In 2023 Dallas led the league once again with 37 pressures in Week 1 at the N.Y. Giants, which was also more than they had in any game in 2022:

Most QB Pressures per PFF - NFL 2023

Team	Pressures
Dallas.....	37
Green Bay.....	36
N.Y. Jets.....	32
Baltimore.....	30
San Francisco.....	29

Per NFL's Next Gen Stats, the Cowboys generated pressure on 23-of-37 dropbacks (62.2%), the fourth-highest pressure rate in a game since 2019.



No team had ever endured a season where they lost by 40-plus points, lost the sack battle 7-0, lost the turnover battle at least 3-0, have a field goal blocked for a touchdown or throw a pick-six until Dallas forced the Giants to do all of this in the season opener.

★ TAKEAWAYS IN BUNCHES ★

The Cowboys led the NFL with 33 takeaways in 2022 just one season after leading the league with 34 takeaways in 2021. Dallas was the first team to lead the NFL in takeaways in back-to-back seasons since Pittsburgh from 1972-74 (three straight seasons).

Dallas leads the NFL in both takeaways (70) and interceptions (44) since Dan Quinn arrived as defensive coordinator in 2021:

Most Takeaways in the NFL - 2021-23

Team	INT	FR	Takeaways
Dallas.....	44	26	70
New England.....	42	19	61
Buffalo.....	37	21	58
Indianapolis.....	30	26	56
Houston.....	34	20	54

★ COMPLEMENTARY FOOTBALL ★

Dallas finished the 2022 season with a turnover margin of +10 after totaling a +14 turnover margin in 2021, marking the first time since 1998-99 that the Cowboys posted a turnover differential of +10-or-more in consecutive seasons.

The Cowboys are once again playing complementary football in 2023, as they are tied for the league lead with a +3 turnover margin after Week 1:

2023 NFL Turnover Differential Leaders

Team	Takeaways	Giveaways	Differential
Atlanta.....	3	0	+3
Dallas.....	3	0	+3
N.Y. Jets.....	4	1	+3
Tampa Bay.....	3	0	+3
Cincinnati.....	2	0	+2
Green Bay.....	2	0	+2
LA Chargers.....	2	0	+2

★ TO THE HOUSE ★

Just one year after scoring six touchdowns on defense - the most defensive touchdowns in a single season in Cowboys history - the Cowboys scored three defensive touchdowns in 2022 and added a pick-six to kick off the 2023 season.

Since Dan Quinn's arrival in 2021, Dallas is tied with New England for the most defensive touchdowns during that span:

Most Defensive Touchdowns - NFL 2021-23

Team	INT Ret	Fum Ret	Tot TD
Dallas.....	6	4	10
New England.....	8	2	10
Arizona.....	4	4	8
Philadelphia.....	5	3	8
Miami.....	3	5	7

★ STARTING OFF HOT ★

The Dallas defense came out firing in 40-0 season-opening win over the N.Y. Giants. Dallas' 40-point victory was its largest shutout in franchise history and the first time that Dallas shutout its opponent to start the season since 1995 at the N.Y. Giants. It also marked the largest shutout in a NFL season opener since 1999 when Pittsburgh defeated Cleveland 43-0.

Overall, there have been eight 40-point shutouts in season openers in NFL history and only four instances since 1989:

40-Point Shutouts in Season Openers - NFL Since 1989

Team, Opp.	Date	Score
Dal @ NYG.....	9/10/23	40-0
Pit @ Cle.....	9/12/99	43-0
Was vs. Det.....	9/1/91	45-0
Cle @ Pit.....	9/10/89	51-0

DEFENSIVE NOTES, CONT.

★ NEGATIVE PLAYS ★

After ranking 24th in opponent negative plays in 2020, Dallas took down opponents behind the line of scrimmage at a high rate since Dan Quinn's arrival last season. In 2022 the Cowboys passed 2021's opponent negative plays mark (99), as they were fourth in the NFL with 115 opponent negative plays:

Opponent Negative Plays Leaders - NFL 2023

Team	OppNegPlays	Yds	Team	OppNegPlays	Yds
Washington.....	14	-42	Tennessee.....	10	-35
Dallas.....	11	-60	Carolina.....	9	-46
Buffalo.....	10	-39	Indianapolis.....	9	-18
Pittsburgh.....	10	-26			

In those 115 negative plays, Dallas' opponents lost 487 yards, the third-most negative yards forced in the NFL in 2022.

★ NO POINTS FOR YOU ★

Dallas allowed a touchdown or field goal on 33.5% of possessions in 2022 - eighth in the NFL. Dallas shut out the N.Y. Giants in the season opener and currently lead the NFL in opponent touchdown efficiency:

Lowest Opponent Scoring Efficiency in 2023

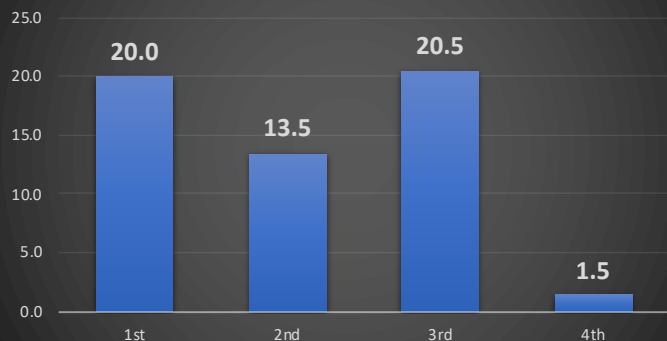
Team	Opp Drives	TD	FG	Efficiency
Dallas.....	12	0	0	0.0%
Cleveland.....	15	0	1	6.7%
San Francisco.....	11	1	0	9.1%
Jacksonville.....	14	2	0	14.3%
Atlanta.....	12	1	1	16.7%

★ TANK ROLLING OVER QBS ★

DeMarcus Lawrence has recorded 55.5 sacks in the regular season, with his most coming against Daniel Jones (7.0). Below is a breakdown of his sacks by quarterback and by down:

Player	Sacks	Player	Sacks
Daniel Jones.....	7.0	Teddy Bridgewater.....	1.0
Kirk Cousins.....	6.5	Justin Fields.....	1.0
Eli Manning.....	4.0	Ryan Fitzpatrick.....	1.0
Carson Palmer.....	3.0	Jared Goff.....	1.0
Aaron Rodgers.....	3.0	Marcus Mariota.....	1.0
Matthew Stafford.....	3.0	Gardner Minshew.....	1.0
Matt Ryan.....	2.5	Nick Mullens.....	1.0
Taylor Heinicke.....	2.0	Cam Newton.....	1.0
Trevor Siemien.....	2.0	Ben Roethlisberger.....	1.0
Carson Wentz.....	2.0	Josh Rosen.....	1.0
Jameis Winston.....	2.0	Alex Smith.....	1.0
Russell Wilson.....	1.5	Ryan Tannehill.....	1.0
Kyle Allen.....	1.0	Tyrod Taylor.....	1.0
C.J. Beathard.....	1.0	Josh Allen.....	0.5
Drew Brees.....	1.0	Colt McCoy.....	0.5

DeMarcus Lawrence Sacks By Down



★ HEAVY HITTER ★

In addition to a feisty defensive line, the Cowboys also had a physical pass rusher out of the secondary in 2022. Donovan Wilson led all NFL defensive backs with 5.0 sacks in 2022, which tied Bill Bates for the most sacks by a Cowboys defensive back in a season since 1982:

Most Sacks by Cowboys Defensive Back

Single Season - Since 1982

Player, Season	Sacks	Player, Season	Sacks
Donovan Wilson, 2022.....	5.0	Bill Bates, 1983.....	4.0
Bill Bates, 1984.....	5.0	Michael Downs, 1984...	3.5
Jourdan Lewis, 2019.....	4.0	<i>Donovan Wilson, 2020..</i>	<i>3.5</i>

Wilson's 8.5 career sacks are tied for the fourth-most all-time by a Cowboys defensive back:

Most Career Sacks by Cowboys Defensive Back

Since 1982

Player	Sacks	Player	Sacks
Bill Bates.....	18.0	Jourdan Lewis.....	8.5
Orlando Scandrick.....	11.5	Donovan Wilson.....	8.5
Darren Woodson.....	11.0	Michael Downs.....	8.0

★ NO FLY ZONE ★

The Dallas Cowboys were eighth in the NFL in pass defense (200.9) in 2022. In the first game of 2023, Dallas held Daniel Jones and the New York Giants to 63 net passing yards, tops in the NFL:

Team Net Passing Yards Allowed-Per-Game - 2023

Team	Yds/Game
Dallas.....	63.0
Cleveland.....	67.0
Carolina.....	91.0
LA Rams.....	95.0
Washington.....	114.0

Dallas' 63 net passing yards allowed on Sunday night against the New York Giants were the fewest net passing yards allowed in a Cowboys season opener since 1974 at Atlanta (9/15).

★ FUMBLEROOSKI ★

Dallas has put an emphasis on takeaways since Dan Quinn arrived as defensive coordinator in 2021. In 2022 Dallas made an effort to jar the ball loose from opposing ball carriers, as the Cowboys led the league with 20 forced fumbles, which was also the most by a Cowboys team since the stat became official in 1994:

Most Forced Fumbles by a Cowboys Team - Since 1994

Season	FF	Season	FF
2022.....	20	2016.....	17
2009.....	17	1996.....	16
2003.....	17	2006.....	16

The Cowboys forced three fumbles in the season opener at the N.Y. Giants, one-of-three teams in to open the season with three forced fumbles.

Along with forcing fumbles, Dallas was quick to recover fumbles on the defensive side of the ball. The Cowboys 17 defensive fumble recoveries in 2022 led all NFL teams and were the most in a Cowboys season since 1990 (19):

Leaders in Defensive Fumble Recoveries - 2022

Team	FR	Team	FR
Dallas.....	17	N.Y. Giants.....	11
Jacksonville.....	12	Cincinnati.....	11



ROSTERS AND DEPTH CHART

2023 DALLAS COWBOYS UNOFFICIAL DEPTH CHART

(As of September 12, 2023)

OFFENSE

WR	88 CeeDee Lamb	83 Jalen Brooks		
LT	77 Tyron Smith	71 Chuma Edoga		
LG	73 Tyler Smith	76 Asim Richards		
C	63 Tyler Biadasz			
RG	70 Zack Martin	66 T.J. Bass		
RT	78 Terence Steele	71 Chuma Edoga		
TE	87 Jake Ferguson	89 Peyton Hendershot	86 Luke Schoonmaker	
WR	3 Brandin Cooks	9 KaVontae Turpin		
WR	13 Michael Gallup	18 Jalen Tolbert		
QB	4 Dak Prescott	10 Cooper Rush	15 Trey Lance	
RB	20 Tony Pollard	23 Rico Dowdle	42 Deuce Vaughn	40 Hunter Luepke

DEFENSE

DE	90 DeMarcus Lawrence	54 Sam Williams		
DT	95 Johnathan Hankins	58 Mazi Smith		
DT	97 Osa Odighizuwa	96 Neville Gallimore	99 Chauncey Golston	
DE	92 Dorance Armstrong	56 Dante Fowler	93 Viliami Fehoko	
LB	11 Micah Parsons	33 Damone Clark		
LB	55 Leighton Vander Esch	50 Devin Harper		
CB	21 Stephon Gilmore	37 Eric Scott		
NCB	26 DaRon Bland	2 Jourdan Lewis		
CB	7 Trevon Diggs	19 Noah Igbinoghene		
S	1 Jayron Kearse	24 Israel Mukuamu		
S	6 Donovan Wilson	14 Markquese Bell		
S	28 Malik Hooker	30 Juanyeh Thomas		

SPECIALISTS

K	17 Brandon Aubrey	
P	5 Bryan Anger	
LS	44 Trent Sieg	
H	5 Bryan Anger	
KR	9 KaVontae Turpin	42 Deuce Vaughn
PR	9 KaVontae Turpin	42 Deuce Vaughn

PRONUNCIATION GUIDE

Dorance Armstrong	DOOR-intz	Jayron Kearse	JAY-RON
Markquese Bell	mar-KEESE	Hunter Luepke	LIP-key
Tyler Biadasz	bee-AH-dish	Israel Mukuamu	MOO-kwah-moo
DaRon Bland	duh-RON	Osa Odighizuwa	oh-DIGGY-zoowa
Damone Clark	duh-MONE	Asim Richards	AH-sum
Trevon Diggs	TRAY-von	Luke Schoonmaker	SKOON-maker
Rico Dowdle	DOWD-ill	Trent Sieg	SIG
Chuma Edoga	chu-MA ee-doe-GAH	Mazi Smith	MAH-zee
Viliami Fehoko	villy-AH-me fuh-HO-ko	Tyron Smith	TIE-rin
Stephon Gilmore	steph-AHN	Juanyeh Thomas	ONE-yay
Noah Igbinoghene	IGG-bin-AWG-guh-nee	KaVontae Turpin	kuh-VON-tay

COACHING STAFF

HEAD COACH: Mike McCarthy

ASSISTANTS: Jeff Blasko (Running Game Coordinator/Running Backs), Ramon Chinyoung (Quality Control/Asst. Offensive Line), Aden Durde (Defensive Line), John Fassel (Special Teams Coordinator), Ryan Feder (Game Management/Off. Assistant), Sharrif Floyd (Quality Control/Asst. Defensive Line), Will Harriger (Offensive Assistant/Quality Control), Evan Harrington (Offensive Assistant), Al Harris (Defensive Backs), Chase Haslett (Assistant Tight Ends), Cannon Matthews (Assistant Defensive Backs), Scott McCurley (Linebackers), Harold Nash (Strength & Conditioning Coordinator), Pete Ohnegan (Quality Control/Defensive Assistant), Robert Prince (Wide Receivers), Dan Quinn (Defensive Coordinator), Justin Rudd (Coaching Operations Manager/Football Analytics), Brian Schottenheimer (Offensive Coordinator), Eric Simonelli (Quality Control Analytics), Cedric Smith (Assistant Strength & Conditioning), Kendall Smith (Assistant Strength & Conditioning), Mike Solari (Offensive Line), Rayna Stewart (Assistant Special Teams), Darian Thompson (Quality Control/Asst. Linebackers), Scott Tolzien (Quarterbacks), Lunda Wells (Tight Ends), Joe Whitt (Secondary/Defensive Pass Game Coordinator).

2023 DALLAS COWBOYS ALPHABETICAL ROSTER

NO.	NAME	POS	HT	WT	DOB	EXP	COLLEGE	HOMETOWN	GP	GS	DNP	IA
5	Anger, Bryan	P	6-3	214	10/6/1988	12	California	Camarillo, Calif.	17	0	0	0
92	Armstrong, Dorance	DE	6-3	270	6/10/1997	6	Kansas	Houston, Texas	17	5	0	0
17	Aubrey, Brandon	K	6-3	208	3/14/1995	R	Notre Dame	St. Louis, Mo.	0	0	0	0
66	Bass, T.J.	G	6-4	315	3/31/1999	R	Oregon	Deming, Wash.	0	0	0	0
14	Bell, Markquese	S	6-2	218	12/31/1999	2	Florida A&M	Bridgeton, N.J.	5	0	0	12
63	Biadasz, Tyler	C	6-4	316	11/20/1997	4	Wisconsin	Amherst, Wisc.	16	16	0	1
26	Bland, DaRon	CB	6-2	202	7/12/1999	2	Fresno State	Modesto, Calif.	17	8	0	0
83	Brooks, Jalen	WR	6-1	203	5/7/2000	R	South Carolina	Harrisburg, N.C.	0	0	0	0
33	Clark, Damone	LB	6-2	245	6/28/2000	2	Louisiana State	Baton Rouge, La.	10	5	0	0
3	Cooks, Brandin	WR	5-10	193	9/25/1993	10	Oregon State	Stockton, Calif.	0	0	0	0
7	Diggs, Trevon	CB	6-1	204	9/20/1998	4	Alabama	Gaithersburg, Md.	17	17	0	0
23	Dowdle, Rico	RB	5-11	218	6/14/1998	4	South Carolina	Asheville, N.C.	5	0	0	0
71	Edoga, Chuma	OL	6-4	315	5/25/1997	5	Southern California	Atlanta, Ga.	0	0	0	0
93	Fehoko, Viliami	DE	6-4	283	12/16/1999	R	San Jose State	East Paolo Alto, Calif.	0	0	0	0
87	Ferguson, Jake	TE	6-5	252	1/18/1999	2	Wisconsin	Madison, Wisc.	16	8	0	1
56	Fowler, Dante	DE	6-3	250	8/3/1994	8	Florida	St. Petersburg, Fla.	17	0	0	0
96	Gallimore, Neville	DT	6-2	315	1/17/1997	4	Oklahoma	Ottawa, Ontario	16	1	0	1
13	Gallup, Michael	WR	6-1	205	3/4/1996	6	Colorado State	Monroe, Ga.	14	11	0	3
21	Gilmore, Stephon	CB	6-0	190	9/19/1990	12	South Carolina	Rock Hill, SC	0	0	0	0
99	Golston, Chauncey	DE	6-5	285	2/10/1998	3	Iowa	Detroit, Mich.	15	0	0	2
95	Hankins, Johnathan	DT	6-3	325	3/30/1992	11	Ohio State	Dearborn Heights, Mich.	5	3	0	1
50	Harper, Devin	LB	6-0	240	5/13/1998	2	Oklahoma State	Knoxville, Tenn.	3	0	0	4
89	Hendershot, Peyton	TE	6-4	250	4/23/1999	2	Indiana	North Salem, Ind.	17	2	0	0
28	Hooker, Malik	S	6-1	215	4/2/1996	7	Ohio State	New Castle, Pa.	16	6	0	1
19	Igbinoghene, Noah	CB	5-11	194	11/27/1999	4	Auburn	Trussville, Ala.	0	0	0	0
1	Kearse, Jayron	S	6-4	227	2/11/1994	8	Clemson	Fort Myers, Fla.	14	14	0	3
88	Lamb, CeeDee	WR	6-2	197	4/8/1999	4	Oklahoma	Richmond, Texas	17	17	0	0
15	Lance, Trey	QB	6-4	226	5/9/2000	3	North Dakota State	Marshall, Minn.	0	0	0	0
90	Lawrence, DeMarcus	DE	6-3	254	4/28/1992	10	Boise State	Aiken, S.C.	17	17	0	0
2	Lewis, Jourdan	CB	5-10	190	8/31/1995	7	Michigan	Detroit Mich.	6	4	1	0
40	Luepke, Hunter	RB	6-1	245	2/28/2000	R	North Dakota State	Spencer, Wisc.	0	0	0	0
70	Martin, Zack	G	6-4	315	11/20/1990	10	Notre Dame	Indianapolis, Ind.	17	17	0	0
24	Mukuamu, Israel	S	6-4	215	11/28/1999	3	South Carolina	Charlotte, N.C.	15	3	0	2
97	Odighizuwa, Osa	DT	6-2	294	8/13/1998	3	UCLA	Dayton, Ohio	17	17	0	0
11	Parsons, Micah	LB	6-3	250	5/26/1999	3	Penn State	Harrisburg, Pa.	17	17	0	0
20	Pollard, Tony	RB	6-0	215	4/30/1997	5	Memphis	Memphis, Tenn.	16	4	0	1
4	Prescott, Dak	QB	6-2	228	7/29/1993	8	Mississippi State	Haughton, La.	12	12	0	5
76	Richards, Asim	T	6-4	315	10/2/2000	R	North Carolina	Philadelphia, Pa.	0	0	0	0
10	Rush, Cooper	QB	6-3	224	11/21/1993	6	Central Michigan	Charlotte, Mich.	9	5	8	0
86	Schoonmaker, Luke	TE	6-5	255	9/28/1998	R	Michigan	Hamden, Conn.	0	0	0	0
37	Scott, Eric	DB	6-1	205	8/7/1998	R	Southern Mississippi	Basehor, Kan.	0	0	0	0
44	Sieg, Trent	LS	6-3	240	5/19/1995	6	Colorado State	Eaton, Colo.	0	0	0	0
58	Smith, Mazi	DT	6-3	328	6/16/2001	R	Michigan	Grand Rapids, Mich.	0	0	0	0
73	Smith, Tyler	G/T	6-5	320	4/3/2001	2	Tulsa	Fort Worth, Texas	17	17	0	0
77	Smith, Tyron	T	6-5	307	12/12/1990	13	Southern California	Moreno Valley, Calif.	4	4	0	0
78	Steele, Terence	T	6-6	320	6/4/1997	4	Texas Tech	Cibolo, Texas	13	13	0	0
30	Thomas, Juanyeh	S	6-1	215	6/24/2000	1	Georgia Tech	Niceville, Fla.	0	0	0	0
18	Tolbert, Jalen	WR	6-1	200	2/27/1999	2	South Alabama	Mobile, Ala.	8	1	0	9
9	Turpin, KaVontae	WR	5-7	155	8/2/1996	2	TCU	Monroe, La.	17	0	0	0
55	Vander Esch, Leighton	LB	6-4	255	2/8/1996	6	Boise State	Riggins, Idaho	14	14	0	3
42	Vaughn, Deuce	RB	5-5	180	11/2/2001	R	Kansas State	Round Rock, Texas	0	0	0	0
54	Williams, Sam	DE	6-4	262	3/31/1999	2	Mississippi	Montgomery, Ala.	15	0	0	2
6	Wilson, Donovan	S	6-0	205	2/21/1995	5	Texas A&M	Shreveport, La.	17	17	0	0
PRACTICE SQUAD												
80	Billy-Johnson, Tyron	WR	6-1	195	1/8/1996	4	Oklahoma State	New Orleans, La.	0	0	0	0
64	Bostick, Earl	T	6-6	315	12/31/1998	R	Kansas	Barnwell, S.C.	0	0	0	0
31	Butler, Josh	CB	6-0	186	11/25/1996	R	Michigan State	Mesquite, Texas	0	0	0	0
16	Cropper, Jalen	WR	5-11	180	5/3/2001	R	Fresno State	Parlier, Calif.	0	0	0	0
34	Davis, Malik	RB	5-10	205	11/26/1998	2	Florida	Tamp, Fla.	12	0	0	0
48	Fant, Princeton	TE	6-2	250	3/11/1999	R	Tennessee	Nashville, Tenn.	0	0	0	0
29	Goodwin, C.J.	CB	6-3	195	2/4/1990	8	California (PA)	Wheeling, W.V.	17	0	0	0
65	Harlow, Sean	C	6-4	298	3/28/1995	3	Oregon State	San Clemente, Calif.	0	0	0	0
67	Hoffman, Brock	C	6-4	315	7/2/1999	1	Virginia Tech	Statesville, N.C.	0	0	0	0
46	Jefferson, Malik	LB	6-2	245	11/15/1996	4	Texas	Mesquite, TX	0	0	0	0
51	Johnson, Durrell	DE	6-3	260	6/26/1998	R	Liberty	Baltimore, Md.	0	0	0	0
84	McKeon, Sean	TE	6-5	255	12/28/1997	4	Michigan	Dudley, Mass.	13	0	0	0
94	Previlon, Willington	DL	6-5	285	5/19/1997	1	Rutgers	Orange, NJ	0	0	0	0
27	Redwine, Sheldrick	DB	6-0	195	11/6/1996	4	Miami	Miami, FL	0	0	0	0
72	Taylor-Prigoleau, Alex	T	6-8	320	4/29/1997	1	South Carolina State	Moncks Corner, S.C.	0	0	0	0
91	Wheat, Tyrus	LB	6-2	263	12/8/1999	R	Mississippi State	Amite, La.	0	0	0	0
RESERVE/INJURED												
75	Ball, Josh	T	6-8	320	5/15/1998	3	Marshall	Fredericksburg, Va.	13	0	4	0
85	Durden, David	WR	6-1	208	12/26/1998	R	West Florida	Midville, Ga.	0	0	0	0
35	Overshown, DeMarvion	LB	6-3	230	8/13/2000	R	Texas	Arp, Texas	0	0	0	0
49	Stephens, John	TE	6-6	245	9/23/1999	R	Louisiana-Lafayette	Logansport, LA.	0	0	0	0
79	Waletzko, Matt	T	6-8	320	12/15/1999	2	North Dakota	Cold Spring, Minn.	3	0	1	2
25	Wright, Nahshon	CB	6-4	200	9/23/1998	3	Oregon State	East Palo Alto, Calif.	7	2	0	10
RESERVE/SUSPENDED												
32	Jones, Ronald	RB	6-0	218	8/3/1997	6	Southern California	McKinney, Texas	0	0	0	0

2023 DALLAS COWBOYS NUMERICAL ROSTER

NO.	NAME	POS	HT	WT	AGE	EXP	COLLEGE	HOW ACQ	GP	GS	DNP	IA
1	Jayron Kearse	S	6-4	227	29	8	Clemson	FA-'21	1	1	0	0
2	Jourdan Lewis	CB	5-10	190	28	7	Michigan	D3-'17	0	0	0	1
3	Brandin Cooks	WR	5-10	193	29	10	Oregon State	T(Hou)-'23	1	1	0	0
4	Dak Prescott	QB	6-2	228	30	8	Mississippi State	D4b-'16	1	1	0	0
5	Bryan Anger	P	6-3	214	34	12	California	FA-'21	1	0	0	0
6	Donovan Wilson	S	6-0	205	28	5	Texas A&M	D6-'19	0	0	0	1
7	Trevon Diggs	CB	6-1	204	24	4	Alabama	D2-'20	1	1	0	0
9	KaVontae Turpin	WR	5-7	155	27	2	TCU	UDFA-'22	1	0	0	0
10	Cooper Rush	QB	6-3	224	29	6	Central Michigan	FA-'20	1	0	0	0
11	Micah Parsons	LB	6-3	250	24	3	Penn State	D1-'21	1	1	0	0
13	Michael Gallup	WR	6-1	205	27	6	Colorado State	D3-'18	1	1	0	0
14	Markquese Bell	S	6-2	218	23	2	Florida A&M	UDFA-'22	1	0	0	0
15	Trey Lance	QB	6-4	226	23	3	North Dakota State	T(SF)-'23	0	0	0	1
17	Brandon Aubrey	K	6-3	208	28	R	Notre Dame	FA-'23	1	0	0	0
18	Jalen Tolbert	WR	6-1	200	24	2	South Alabama	D3-'22	1	0	0	0
19	Noah Igbinoghene	CB	5-11	194	23	4	Auburn	T(Mia)-'23	0	0	0	0
20	Tony Pollard	RB	6-0	215	26	5	Memphis	D4a-'19	1	1	0	0
21	Stephon Gilmore	CB	6-0	190	32	12	South Carolina	T(Ind)-'23	1	1	0	0
23	Rico Dowdle	RB	5-11	218	25	4	South Carolina	UDFA-'20	1	0	0	0
24	Israel Mukuamu	S	6-4	215	23	3	South Carolina	D6b-'21	1	0	0	0
26	DaRon Bland	CB	6-2	202	24	2	Fresno State	D5b-'22	1	0	0	0
28	Malik Hooker	S	6-1	215	27	7	Ohio State	FA-'21	1	1	0	0
30	Juanyeh Thomas	S	6-1	215	23	1	Georgia Tech	UDFA-'22	1	1	0	0
33	Damone Clark	LB	6-2	245	23	2	Louisiana State	D5c-'22	1	1	0	0
37	Eric Scott	DB	6-1	205	25	R	Southern Mississippi	D6a-'23	0	0	0	1
40	Hunter Luepke	RB	6-1	245	23	R	North Dakota State	UDFA-'23	1	0	0	0
42	Deuce Vaughn	RB	5-5	180	21	R	Kansas State	D6b-'23	1	0	0	0
44	Trent Sieg	LS	6-3	240	28	6	Colorado State	FA-'23	1	0	0	0
50	Devin Harper	LB	6-0	240	25	2	Oklahoma State	D6-'22	1	0	0	0
54	Sam Williams	DE	6-4	262	24	2	Mississippi	D2-'22	1	0	0	0
55	Leighton Vander Esch	LB	6-4	255	27	6	Boise State	D1-'18	1	1	0	0
56	Dante Fowler	DE	6-3	250	29	8	Florida	UFA-'23	1	0	0	0
58	Mazi Smith	DT	6-3	328	22	R	Michigan	D1-'23	1	0	0	0
63	Tyler Biadasz	C	6-4	316	25	4	Wisconsin	D4b-'20	1	1	0	0
66	T.J. Bass	G	6-4	315	24	R	Oregon	UDFA-'23	1	0	0	0
70	Zack Martin	G	6-4	315	32	10	Notre Dame	D1-'14	1	1	0	0
71	Chuma Edogu	OL	6-4	315	26	5	Southern California	UFA-'23	1	1	0	0
73	Tyler Smith	G/T	6-5	320	22	2	Tulsa	D1-'22	0	0	0	1
76	Asim Richards	T	6-4	315	22	R	North Carolina	D5-'23	1	0	0	0
77	Tyron Smith	T	6-5	307	32	13	Southern California	D1-'11	1	1	0	0
78	Terence Steele	T	6-6	320	26	4	Texas Tech	UDFA-'20	1	1	0	0
83	Jalen Brooks	WR	6-1	203	23	R	South Carolina	D7-'23	0	0	0	1
86	Luke Schoonmaker	TE	6-5	255	24	R	Michigan	D2-'23	1	0	0	0
87	Jake Ferguson	TE	6-5	252	24	2	Wisconsin	D4-'22	1	1	0	0
88	CeeDee Lamb	WR	6-2	197	24	4	Oklahoma	D1-20	1	1	0	0
89	Peyton Hendershot	TE	6-4	250	24	2	Indiana	UDFA-'22	1	0	0	0
90	DeMarcus Lawrence	DE	6-3	254	31	10	Boise State	D2-'14	1	1	0	0
92	Dorance Armstrong	DE	6-3	270	26	6	Kansas	D4a-'18	1	0	0	0
93	Viliami Fehoko	DE	6-4	283	23	R	San Jose State	D4-'23	0	0	0	1
95	Johnathan Hankins	DT	6-3	325	31	11	Ohio State	T(LV)-'22	1	1	0	0
96	Neville Gallimore	DT	6-2	315	26	4	Oklahoma	D3-'20	1	0	0	0
97	Osa Odighizuwa	DT	6-2	294	25	3	UCLA	D3a-'21	1	1	0	0
99	Chauncey Golston	DE	6-5	285	25	3	Iowa	D3b-'21	1	0	0	0
PRACTICE SQUAD												
16	Jalen Cropper	WR	5-11	180	22	R	Fresno State	UDFA-'23	0	0	0	0
27	Sheldrick Redwine	DB	6-0	195	26	4	Miami	FA-'22	0	0	0	0
29	C.J. Goodwin	CB	6-3	195	33	8	California (PA)	PS(Cin)-'18	1	0	0	0
31	Josh Butler	CB	6-0	186	26	R	Michigan State	FA-'23	0	0	0	0
34	Malik Davis	RB	5-10	205	24	2	Florida	UDFA-'22	0	0	0	0
46	Malik Jefferson	LB	6-2	245	26	4	Texas	FA-'22	0	0	0	0
48	Princeton Fant	TE	6-2	250	24	R	Tennessee	UDFA-'23	0	0	0	0
51	Durrell Johnson	DE	6-3	260	25	R	Liberty	UDFA-'23	0	0	0	0
64	Earl Bostick	T	6-6	315	24	R	Kansas	UDFA-'23	0	0	0	0
65	Sean Harlow	C	6-4	298	28	3	Oregon State	FA-'23	0	0	0	0
67	Brock Hoffman	C	6-4	315	24	1	Virginia Tech	FA-'22	1	0	0	0
72	Alex Taylor-Prioleau	T	6-8	320	26	1	South Carolina State	FA-'22	0	0	0	0
80	Tyron Billy-Johnson	WR	6-1	195	27	4	Oklahoma State	FA-'23	0	0	0	0
84	Sean McKeon	TE	6-5	255	25	4	Michigan	UDFA-'20	0	0	0	0
91	Tyrus Wheat	LB	6-2	263	23	R	Mississippi State	UDFA-'23	0	0	0	0
94	Willington Previlon	DL	6-5	285	26	1	Rutgers	FA-'23	0	0	0	0
RESERVE/INJURED												
25	Nahshon Wright	CB	6-4	200	24	3	Oregon State	D3c-'21	0	0	0	0
35	DeMarvion Overshown	LB	6-3	230	23	R	Texas	D3-'23	0	0	0	0
49	John Stephens	TE	6-6	245	23	R	Louisiana-Lafayette	UDFA-'23	0	0	0	0
75	Josh Ball	T	6-8	320	25	3	Marshall	D4b-'21	0	0	0	0
79	Matt Waletzko	T	6-8	320	23	2	North Dakota	D5a-'22	0	0	0	0
85	David Durden	WR	6-1	208	24	R	West Florida	UDFA-'23	0	0	0	0
RESERVE/SUSPENDED												
32	Ronald Jones	RB	6-0	218	26	6	Southern California	UFA(KC)-'23	0	0	0	0

2023 DALLAS COWBOYS POSITIONAL ROSTER

NO.	NAME	POS.	HT.	WT.	AGE	EXP.	COLLEGE	HOW ACQ.
QUARTERBACKS (3)								
4	Dak Prescott	QB	6-2	228	30	8	Mississippi State	D4b-'16
10	Cooper Rush	QB	6-3	224	29	6	Central Michigan	FA-'20
15	Trey Lance	QB	6-4	226	23	3	North Dakota State	T(SF)-'23
RUNNING BACKS (4)								
20	Tony Pollard	RB	6-0	215	26	5	Memphis	D4a-'19
23	Rico Dowdle	RB	5-11	218	25	4	South Carolina	UDFA-'20
40	Hunter Luepke	RB	6-1	245	23	R	North Dakota State	UDFA-'23
42	Deuce Vaughn	RB	5-5	180	21	R	Kansas State	D6b-'23
WIDE RECEIVERS (6)								
3	Brandin Cooks	WR	5-10	193	29	10	Oregon State	T(Hou)-'23
9	KaVontae Turpin	WR	5-7	155	27	2	TCU	UDFA-'22
13	Michael Gallup	WR	6-1	205	27	6	Colorado State	D3-'18
18	Jalen Tolbert	WR	6-1	200	24	2	South Alabama	D3-'22
83	Jalen Brooks	WR	6-1	203	23	R	South Carolina	D7-'23
88	CeeDee Lamb	WR	6-2	197	24	4	Oklahoma	D1-20
TIGHT ENDS (3)								
86	Luke Schoonmaker	TE	6-5	255	24	R	Michigan	D2-'23
87	Jake Ferguson	TE	6-5	252	24	2	Wisconsin	D4-'22
89	Peyton Hendershot	TE	6-4	250	24	2	Indiana	UDFA-'22
OFFENSIVE LINE (8)								
63	Tyler Biadasz	C	6-4	316	25	4	Wisconsin	D4b-'20
66	T.J. Bass	G	6-4	315	24	R	Oregon	UDFA-'23
70	Zack Martin	G	6-4	315	32	10	Notre Dame	D1-'14
71	Chuma Edoga	OL	6-4	315	26	5	Southern California	UFA-'23
73	Tyler Smith	G/T	6-5	320	22	2	Tulsa	D1-'22
76	Asim Richards	T	6-4	315	22	R	North Carolina	D5-'23
77	Tyron Smith	T	6-5	307	32	13	Southern California	D1-'11
78	Terence Steele	T	6-6	320	26	4	Texas Tech	UDFA-'20
DEFENSIVE LINE (10)								
54	Sam Williams	DE	6-4	262	24	2	Mississippi	D2-'22
56	Dante Fowler	DE	6-3	250	29	8	Florida	UFA-'23
58	Mazi Smith	DT	6-3	328	22	R	Michigan	D1-'23
90	DeMarcus Lawrence	DE	6-3	254	31	10	Boise State	D2-'14
92	Dorance Armstrong	DE	6-3	270	26	6	Kansas	D4a-'18
93	Viliami Fehoko	DE	6-4	283	23	R	San Jose State	D4-'23
95	Johnathan Hankins	DT	6-3	325	31	11	Ohio State	T(LV)-'22
96	Neville Gallimore	DT	6-2	315	26	4	Oklahoma	D3-'20
97	Osa Odighizuwa	DT	6-2	294	25	3	UCLA	D3a-'21
99	Chauncey Golston	DE	6-5	285	25	3	Iowa	D3b-'21
LINEBACKERS (4)								
11	Micah Parsons	LB	6-3	250	24	3	Penn State	D1-'21
33	Damone Clark	LB	6-2	245	23	2	Louisiana State	D5c-'22
50	Devin Harper	LB	6-0	240	25	2	Oklahoma State	D6-'22
55	Leighton Vander Esch	LB	6-4	255	27	6	Boise State	D1-'18
DEFENSIVE BACKS (12)								
1	Jayron Kearse	S	6-4	227	29	8	Clemson	FA-'21
2	Jourdan Lewis	CB	5-10	190	28	7	Michigan	D3-'17
6	Donovan Wilson	S	6-0	205	28	5	Texas A&M	D6-'19
7	Trevon Diggs	CB	6-1	204	24	4	Alabama	D2-'20
14	Markquese Bell	S	6-2	218	23	2	Florida A&M	UDFA-'22
19	Noah Igbinoghene	CB	5-11	194	23	4	Auburn	T(Mia)-'23
21	Stephon Gilmore	CB	6-0	190	32	12	South Carolina	T(Ind)-'23
24	Israel Mukuamu	S	6-4	215	23	3	South Carolina	D6b-'21
26	DaRon Bland	CB	6-2	202	24	2	Fresno State	D5b-'22
28	Malik Hooker	S	6-1	215	27	7	Ohio State	FA-'21
30	Juanyeh Thomas	S	6-1	215	23	1	Georgia Tech	UDFA-'22
37	Eric Scott	DB	6-1	205	25	R	Southern Mississippi	D6a-'23
SPECIALISTS (3)								
5	Bryan Anger	P	6-3	214	34	12	California	FA-'21
17	Brandon Aubrey	K	6-3	208	28	R	Notre Dame	FA-'23
44	Trent Sieg	LS	6-3	240	28	6	Colorado State	FA-'23

HOW THE COWBOYS WERE BUILT/CONTRACT STATUS

YEAR	DRAFT PICKS (36)	FREE AGENTS (16)	COLLEGE FREE AGENTS (18)	TRADES/WAIVERS (5)	PRACTICE SQUAD (1)
2011	T. Smith (1st)				
2014	Z. Martin (1st) D. Lawrence (2nd)				
2016	D. Prescott (4th)				
2017	J. Lewis (3rd)				
2018	L. Vander Esch (1st) M. Gallup (3rd) D. Armstrong (4th)				C. Goodwin (PS Cin -'18) ^
2019	T. Pollard (4th) D. Wilson (6th)				
2020	C. Lamb (1st) T. Diggs (2nd) N. Gallimore (3rd) T. Biadasz (4th-b)	C. Rush (FA-'20)	R. Dowdle (UDFA-'20) S. McKeon (UDFA-'20) ^ T. Steele (UDFA-'20)		
2021	M. Parsons (1st) O. Odighizuwa (3rd-a) C. Golston (3rd-b) N. Wright (3rd-c) * J. Ball (4th-b) * I. Mukuamu (6th-b)	B. Anger (FA-'21) M. Hooker (FA-'21) J. Kearsse (FA-'21)			
2022	T. Smith (1st) S. Williams (2nd) J. Tolbert (3rd) J. Ferguson (4th) D. Bland (5th) D. Clark (5th) M. Waletzko (5th) * D. Harper (6th)	D. Fowler (UFA '23) B. Hoffman (FA-'22) ^ M. Jefferson (FA-'22) ^ S. Redwine (FA-'22) ^ A. Taylor-Prioleau (FA-'22) ^	M. Bell (UDFA-'22) M. Davis (UDFA-'22) ^ P. Hendershot (UDFA-'22) J. Thomas (UDFA-'22) K. Turpin (UDFA-'22)	J. Hankins (T LV -'22)	
2023	M. Smith (1st) L. Schoonmaker (2nd) D. Overshown (3rd) * V. Fehoko (4th) A. Richards (5th) E. Scott (6th) D. Vaughn (6th) J. Brooks (7th)	B. Aubrey (FA-'23) T. Billy-Johnson (FA-'23) ^ J. Butler (FA-'23) ^ C. Edoga (UFA-'23) S. Harlow (FA-'23) ^ R. Jones (UFA KC -'23) - T. Sieg (FA-'23)	T. Bass (UDFA-'23) E. Bostick (UDFA-'23) ^ J. Cropper (UDFA-'23) ^ D. Durden (UDFA-'23) * P. Fant (UDFA-'23) ^ D. Johnson (UDFA-'23) ^ H. Luepke (UDFA-'23) W. Previlon (FA-'23) ^ J. Stephens (UDFA-'23) * T. Wheat (UDFA-'23) ^	B. Cooks (T Hou -'23) S. Gilmore (T Ind -'23) N. Igbinoghene (T Mia -'23) T. Lance (T SF -'23)	

Key: ^ Practice Squad, * Reserve/Injured, - Reserve/Suspended

CONTRACT STATUS

PLAYER	SIGNED THROUGH	PLAYER	SIGNED THROUGH	PLAYER	SIGNED THROUGH
Bryan Anger	2024	Stephon Gilmore	2023	Dak Prescott	2024
Dorance Armstrong	2023	Chauncey Golston	2024	Willington Previlon ^	2023
Brandon Aubrey	2025	C.J. Goodwin ^	2023	Sheldrick Redwine ^	2023
Josh Ball *	2024	Johnathan Hankins	2023	Asim Richards	2026
T.J. Bass	2025	Sean Harlow ^	2023	Cooper Rush	2024
Markquese Bell	2024	Devin Harper	2025	Luke Schoonmaker	2026
Tyler Biadasz	2023	Peyton Hendershot	2024	Eric Scott	2026
Tyron Billy-Johnson ^	2023	Brock Hoffman ^	2023	Trent Sieg	2023
DaRon Bland	2025	Malik Hooker	2026	Mazi Smith	2026
Earl Bostick ^	2023	Noah Igbinoghene	2023	Tyler Smith	2025
Jalen Brooks	2026	Malik Jefferson ^	2023	Tyron Smith	2023
Josh Butler ^	2023	Durrell Johnson ^	2023	Terence Steele	2028
Damone Clark	2025	Ronald Jones -	2023	John Stephens *	2025
Brandin Cooks	2024	Jayron Kearsse	2023	Alex Taylor-Prioleau ^	2023
Jalen Cropper ^	2023	CeeDee Lamb	2023	Juanyeh Thomas	2025
Malik Davis ^	2023	Trey Lance	2024	Jalen Tolbert	2025
Trevon Diggs	2028	DeMarcus Lawrence	2023	KaVontae Turpin	2024
Rico Dowdle	2023	Jourdan Lewis	2023	Leighton Vander Esch	2024
David Durden *	2025	Hunter Luepke	2025	Deuce Vaughn	2026
Chuma Edoga	2023	Zack Martin	2024	Matt Waletzko *	2025
Princeton Fant ^	2023	Sean McKeon ^	2023	Tyrus Wheat ^	2023
Viliami Fehoko	2026	Israel Mukuamu	2024	Sam Williams	2025
Jake Ferguson	2025	Osa Odighizuwa	2024	Donovan Wilson	2025
Dante Fowler	2023	DeMarvion Overshown *	2026	Nahshon Wright *	2024
Neville Gallimore	2023	Micah Parsons	2024		
Michael Gallup	2026	Tony Pollard	2023		

2023 DALLAS COWBOYS CONTRACT ANALYSIS

OFFENSE		2023	2024	2025	2026	2027	2028	2029
QB	Lance, Trey			OPTION	UFA			
	Prescott, Dak			UFA				
	Rush, Cooper			UFA				
RB	Dowdle, Rico		UFA					
	Luepke, Hunter				RFA	UFA		
	Jones, Ronald (R/Sus)&		UFA					
	Pollard, Tony		UFA					
WR	Vaughn Deuce					UFA		
	Brooks, Jalen					UFA		
	Cooks, Brandin			UFA				
	Durden, David (IR)*				RFA	UFA		
	Gallup, Michael					UFA		
	Lamb, CeeDee		OPTION	UFA				
	Tolbert, Jalen				UFA			
TE	Turpin, KaVontae			RFA	UFA			
	Ferguson, Jake				UFA			
	Hendershot, Peyton			RFA	UFA			
	Schoonmaker, Luke					UFA		
OL	Stephens, John (IR)*				RFA	UFA		
	Ball, Josh (IR)*			UFA				
	Bass, T.J.				RFA	UFA		
	Biadasz, Tyler		UFA					
	Edoga, Chuma		UFA					
	Martin, Zack			UFA				
	Richards, Asim					UFA		
	Smith, Tyler				OPTION	UFA		
	Smith, Tyron		UFA					
	Steele, Terence							UFA
	Waletzko, Matt (IR)*				UFA			

DEFENSE		2023	2024	2025	2026	2027	2028	2029
DL	Armstrong, Dorance		UFA					
	Fehoko, Viliami					UFA		
	Fowler, Dante		UFA					
	Gallimore, Neville		UFA					
	Golston, Chauncey			UFA				
	Hankins, Johnathan		UFA					
	Lawrence, DeMarcus			UFA				
	Odighizuwa, Osa			UFA				
	Smith, Mazi					OPTION	UFA	
	Williams, Sam				UFA			
LB	Clark, Damone				UFA			
	Harper, Devin				UFA			
	Overshown, DeMarvion (IR)*					UFA		
	Parsons, Micah			OPTION	UFA			
	Vander Esch, Leighton			UFA				
DB	Bell, Markquese			RFA	UFA			
	Bland, DaRon				UFA			
	Diggs, Trevon							UFA
	Gilmore, Stephon		UFA					
	Hooker, Malik					UFA		
	Igbinoghene, Noah		UFA					
	Kearse, Jayron		UFA					
	Lewis, Jourdan		UFA					
	Mukuamu, Israel			UFA				
	Scott, Eric					UFA		
	Thomas, Juanyeh			RFA	UFA			
	Wilson, Donovan				UFA			
	Wright, Nahshon (IR)*			UFA				

SPECIAL TEAMS		2023	2024	2025	2026	2027	2028	2029
ST	Anger, Bryan			UFA				
	Aubrey, Brandon				RFA	UFA		
	Sieg, Trent		UFA					

	Player is under contract for season
	Player will be an exclusive rights free agent
	Player will be an unrestricted free agent
	Player will be a restricted free agent
	Player has a club option available

*-Reserve/Injured #-Reserve/PUP or NFI &-Reserve/Suspended

WHEN BUILT AND WHEN THEY GOT TO THE COWBOYS

1st Round (13)

[9] Tyron Smith (2011)
 [10] Stephon Gilmore (2012-BUF)
 [16] Zack Martin (2014)
 [20] Brandin Cooks (2014-NO)
 [3] Dante Fowler (2015-JAX)
 [15] Malik Hooker (2017-IND)
 [19] Leighton Vander Esch (2018)
 [17] CeeDee Lamb (2020)
 [30] Noah Igbinoghene (2020-MIA)
 [3] Trey Lance (2021-SF)
 [12] Micah Parsons (2021)
 [24] Tyler Smith (2022)
 [26] Mazi Smith (2023)

2nd Round (6)

[49] Johnathan Hankins (2013-NYG)
 [34] DeMarcus Lawrence (2014)
 [38] Ronald Jones (2018-TB)-
 [51] Trevon Diggs (2020)
 [56] Sam Williams (2022)
 [58] Luke Schoonmaker (2023)

3rd Round (11)

[70] Bryan Anger (2012-JAX)
 [92] Jourdan Lewis (2017)
 [78] Malik Jefferson (2018-CIN)^
 [81] Michael Gallup (2018)
 [92] Chuma Edoga (2019-NYJ)
 [82] Neville Gallimore (2020)
 [75] Osa Odighizuwa (2021)
 [84] Chauncey Golston (2021)
 [99] Nahshon Wright (2021)*
 [88] Jalen Tolbert (2022)
 [90] DeMarvion Overshown (2023)*

4th Round (9)

[135] Dak Prescott (2016)
 [136] Sean Harlow (2017-ATL)^
 [116] Dorance Armstrong (2018)
 [119] Sheldrick Redwine (2019-CLE)^
 [128] Tony Pollard (2019)
 [146] Tyler Biadasz (2020)
 [138] Josh Ball (2021)*
 [129] Jake Ferguson (2022)
 [129] Viliami Fehoko (2023)

5th Round (4)

[155] Matt Waletzko (2022)*
 [167] DaRon Bland (2022)
 [176] Damone Clark (2022)
 [169] Asim Richards (2023)

6th Round (5)

[213] Donovan Wilson (2019)
 [227] Israel Mukuamu (2021)
 [193] Devin Harper (2022)
 [178] Eric Scott (2023)
 [212] Deuce Vaughn (2023)

7th Round (2)

[244] Jayron Kearsse (2016-MIN)
 [244] Jalen Brooks (2023)

Undrafted (26)

C.J. Goodwin (2014-PIT)^
 Cooper Rush (2017)
 Trent Sieg (2018)
 Tyron Billy-Johnson (2019)^
 Rico Dowdle (2020)
 Sean McKeon (2020)^
 Willington Previlon (2020)^
 Terence Steele (2020)
 Alex Taylor-Prioleau (2020)^
 Markquese Bell (2022)
 Malik Davis (2022)^
 Peyton Hendershot (2022)
 Brock Hoffman (2022)^
 Juanyeh Thomas (2022)
 KaVontae Turpin (2022)
 Brandon Aubrey (2023)
 T.J. Bass (2023)
 Earl Bostick (2023)^
 Josh Butler (2023)^
 Jalen Cropper (2023)^
 David Durden (2023)*
 Princeton Fant (2023)^
 Durrell Johnson (2023)^
 Hunter Luepke (2023)
 John Stephens (2023)*
 Tyrus Wheat (2023)^

Key: - Reserve/Suspended, ^ Practice Squad, * Reserve/Injured

WHEN THEY GOT TO THE COWBOYS

2011 (1)

Tyron Smith, Round 1

2014 (2)

Zack Martin, Round 1
 DeMarcus Lawrence, Round 2

2016 (1)

Dak Prescott, Round 4

2017 (1)

Jourdan Lewis, Round 3

2018 (4)

Leighton Vander Esch, Round 1
 Michael Gallup, Round 3
 Dorance Armstrong, Round 4
 C.J. Goodwin, Practice Squad (CIN)^

2019 (2)

Tony Pollard, Round 4
 Donovan Wilson, Round 6

2020 (8)

CeeDee Lamb, Round 1
 Trevon Diggs, Round 2
 Neville Gallimore, Round 3
 Tyler Biadasz, Round 4
 Rico Dowdle, UDFA
 Sean McKeon, UDFA^
 Cooper Rush, FA
 Terence Steele, UDFA

2021 (9)

Micah Parsons, Round 1
 Chauncey Golston, Round 3
 Osa Odighizuwa, Round 3
 Nahshon Wright, Round 3*
 Josh Ball, Round 4*
 Israel Mukuamu, Round 6
 Bryan Anger, FA
 Malik Hooker, FA
 Jayron Kearsse, FA

2022 (19)

Tyler Smith, Round 1
 Sam Williams, Round 2
 Jalen Tolbert, Round 3
 Jake Ferguson, Round 4
 DaRon Bland, Round 5
 Damone Clark, Round 5
 Matt Waletzko, Round 5*
 Devin Harper, Round 6
 Markquese Bell, UDFA
 Malik Davis, UDFA^
 Dante Fowler, UFA
 Johnathan Hankins, Trades (LV)
 Peyton Hendershot, UDFA
 Brock Hoffman, FA^
 Malik Jefferson, FA^
 Sheldrick Redwine, FA^
 Alex Taylor-Prioleau, FA^
 Juanyeh Thomas, UDFA
 KaVontae Turpin, UDFA

2023 (29)

Mazi Smith, Round 1
 Luke Schoonmaker, Round 2
 DeMarvion Overshown, Round 3*
 Viliami Fehoko, Round 4
 Asim Richards, Round 5
 Eric Scott, Round 6
 Deuce Vaughn, Round 6
 Jalen Brooks, Round 7
 Brandon Aubrey, FA
 T.J. Bass, UDFA
 Tyron Billy-Johnson, FA^
 Earl Bostick, UDFA^
 Josh Butler, FA^
 Brandin Cooks, Trades (HOU)
 Jalen Cropper, UDFA^
 David Durden, UDFA*
 Chuma Edoga, UFA (ATL)
 Princeton Fant, UDFA^
 Stephon Gilmore, Trades (IND)
 Sean Harlow, FA^
 Noah Igbinoghene, Trades (MIA)
 Durrell Johnson, UDFA^
 Ronald Jones, UFA (KC)-
 Trey Lance, Trades (SF)
 Hunter Luepke, UDFA
 Willington Previlon, UDFA^
 Trent Sieg, FA
 John Stephens, UDFA*
 Tyrus Wheat, UDFA^

2023 TRANSACTIONS BY DATE

Jan. 23..... Signed **Dontario Drummond**, **Brock Hoffman**, **Alec Lindstrom**, **Sheldrick Redwine** and **Juanyeh Thomas** to the Reserve/Futures list.

Jan. 24..... Signed **Tyler Coyle** to the Reserve/Futures list.

Jan. 25..... Signed **Antonio Callaway**, **Dennis Houston** and **Alex Taylor** to the Reserve/Futures list.

Jan. 26..... Signed **Isaac Alarcon** and **Seth Green** to the Reserve/Futures list.

Feb. 8..... Signed **Malik Jefferson** to the Reserve/Futures list.

Feb. 22..... Signed **Tristan Vizcaino**.

Feb. 24..... Named **Jeff Blasko** as Run Game Coordinator/RB coach, **Ramon Chinyoung** as Quality Control/Asst. OL coach, **Ryan Federer** as Game Management/Off. Assistant, **Shariff Floyd** as Quality Control/Asst. DL coach, **Will Harriger** as Quality Control/Off. Assistant, **Chase Haslett** as Asst. Tight Ends coach, **Cannon Matthews** as Asst. Defensive Backs coach, **Pete Ohnegian** as Quality Control/Def. Assistant coach, **Brian Schottenheimer** as Offensive Coordinator, **Mike Solari** as Offensive Line coach, **Darian Thompson** as Quality Control/Asst. LB coach and **Scott Tolzien** as Quarterbacks coach.

March 6..... Placed the franchise tag on **Tony Pollard**.

March 14.. Re-signed **Leighton Vander Esch** and **Donovan Wilson** and acquired **Stephon Gilmore** in a trade with Indianapolis.

March 15.. Released **Ezekiel Elliott**.

March 17.. Re-signed **C.J. Goodwin** and **Cooper Rush**.

March 18.. Acquired **Brandin Cooks** in a trade with Houston.

March 21.. Signed **Rico Dowdle**, **Chuma Edoga** and **Ronald Jones**.

March 22.. Signed **Dante Fowler**, **Takk McKinley** and **Trent Sieg**.

March 23.. Signed **Tony Pollard** to the franchise tag.

April 4..... Signed **Johnathan Hankins**.

April 27 Drafted **Mazi Smith**.

April 28 Drafted **Luke Schoonmaker** and **DeMarvion Overshown**.

April 29 Drafted **Viliami Fehoko**, **Asim Richards**, **Eric Scott**, **Deuce Vaughn** and **Jalen Brooks**.

May 12..... Signed **Jose Barbon**, **T.J. Bass**, **Earl Bostick**, **Jalen Brooks**, **Myles Brooks**, **Jalen Cropper**, **David Durden**, **Princeton Fant**, **Viliami Fehoko**, **Durrell Johnson**, **Isaiah Land**, **Hunter Luepke**, **D'Angelo Mandell**, **DeMarvion Overshown**, **Asim Richards**, **Luke Schoonmaker**, **Eric Scott**, **Mazi Smith**, **John Stephens**, **Deuce Vaughn** and **Tyrus Wheat**.

June 5..... Waived **Antonio Callway** and signed **Tyron Johnson**.

June 7..... Signed **Ben Banogu**.

June 9..... Waived **Takk McKinley**.

July 6..... Signed **Brandon Aubrey**.

July 25 Placed **Jourdan Lewis** on Active/PUP and **Luke Schoonmaker** on Active/NFI, signed **Josh Butler**. Signed **Trevon Diggs** to a five-year extension.

August 5 ... Signed **Malik Hooker** to a three-year extension.

August 7 ... Released **Tristan Vizcaino** and activated **Luke Schoonmaker** from Active/NFI.

August 26 . Acquired **Trey Lance** in a trade with San Francisco.

August 29 . Released **Isaac Alarcon**, **Ben Banogu**, **Jose Barbon**, **Tyron Billy-Johnson**, **Quinton Bohanna**, **Earl Bostick**, **Myles Brooks**, **Josh Butler**, **Jabril Cox**, **Tyler Coyle**, **Jalen Cropper**, **Malik Davis**, **Dontario Drummond**, **Chuma Edoga**, **Princeton Fant**, **Matt Farniok**, **Simi Fehoko**, **C.J. Goodwin**, **Seth Green**, **Will Grier**, **Brock Hoffman**, **Dennis Houston**, **Malik Jefferson**, **Durrell Johnson**, **Isaiah Land**, **Alec Lindstrom**, **D'Angelo Mandell**, **Sean McKeon**, **Sheldrick Redwine**, **Trent Sieg**, **Alex Taylor-Prioleau** and **Tyrus Wheat**. Placed **Josh Ball**, **David Durden**, **DeMarvion Overshown** and **John Stephens** on Reserve/Injured. Traded **Kelvin Joseph** to Miami and acquired **Noah Igbinoghene**.

August 30 . Signed **Tyron Billy-Johnson**, **Earl Bostick**, **Josh Butler**, **Jalen Cropper**, **Malik Davis**, **Princeton Fant**, **C.J. Goodwin**, **Brock Hoffman**, **Malik Jefferson**, **Durrell Johnson**, **Sean McKeon**, **Sheldrick Redwine**, **Alex Taylor-Prioleau** and **Tyrus Wheat** to the practice squad. Placed **Matt Waletzko** and **Nahshon Wright** on Reserve/Injured and signed **Chuma Edoga** and **Trent Sieg** to the active roster.

August 31 . Signed **Sean Harlow** and **Willington Previlon** to the practice squad.

Sept. 4 Signed **Terence Steele** to a five-year extension.

2023 TRANSACTIONS BY PLAYER

ALARCON, Isaac - T
 1/26.....Signed as a Reserve/Future
 8/29.....Released
AUBREY, Brandon - K
 7/6.....Signed
BALL, Josh - G/T
 8/29.....Placed on Reserve/Injured
BANOBU, Ben - DE
 6/7.....Signed
 8/29.....Released
BARBON, Jose - WR
 5/12.....Signed
 8/29.....Released
BASS, T.J. - G
 5/12.....Signed
BILLY-JOHNSON, Tyron - WR
 6/5.....Signed
 8/29.....Released
 8/30.....Signed to practice squad
BLASKO, Jeff
 2/24.....Named Run Game Coordinator/RB Coach
BOSTICK, Earl - T
 5/12.....Signed
 8/29.....Released
 8/30.....Signed to practice squad
BROOKS, Jalen - WR
 4/29.....Drafted in the seventh round
BROOKS, Myles - CB
 5/12.....Signed
 8/29.....Released
BUTLER, Josh - CB
 7/25.....Signed
 8/29.....Released
 8/30.....Signed to practice squad
CALLWAY, Antonio - WR
 1/25.....Signed as a Reserve/Future
 6/5.....Released
CHINYOUNG, Ramon
 2/24.....Named Quality Control/Asst. OL Coach
COOKS, Brandin - WR
 3/18.....Acquired in trade with Houston
COX, Jabril - LB
 8/29.....Released
COYLE, Tyler - S
 1/24.....Signed as a Reserve/Future
 8/29.....Released
CROPPER, Jalen - WR
 5/12.....Signed
 8/29.....Released
 8/30.....Signed to practice squad
DAVIS, Malik - RB
 8/29.....Released
 8/30.....Signed to practice squad
DIGGS, Trevon - CB
 7/25.....Signed a contract extension though 2027
DOWDLE, Rico - RB
 3/21.....Signed
DRUMMOND, Dontario - WR
 1/23.....Signed as a Reserve/Future
 8/29.....Released
DURDEN, David - WR
 5/12.....Signed
 8/29.....Placed on Reserve/Injured
EDOGA, Chuma - T
 3/21.....Signed
 8/29.....Released
 8/30.....Signed
ELLIOTT, Ezekiel - RB
 3/15.....Released
FANT, Princeton - TE
 5/12.....Signed
 8/29.....Released
 8/30.....Signed to practice squad

FARNIOK, Matt - G
 8/29.....Released
FEDER, Ryan
 2/24.....Named Game Management/Off. Assistant
FEHOKO, Simi - WR
 8/29.....Released
FEHOKO, Viliami - DE
 4/29.....Drafted in the fourth round
FLOYD, Shariff
 2/24.....Named Quality Control/Asst. DL Coach
FOWLER, Dante - DE
 3/22.....Signed
GILMORE, Stephon - CB
 3/14.....Acquired in trade with Indianapolis
GOODWIN, C.J. - CB
 3/17.....Signed
 8/29.....Released
 8/30.....Signed to practice squad
GREEN, Seth - TE
 1/26.....Signed as a Reserve/Future
 8/29.....Released
GRIER, Will - QB
 8/29.....Released
HANKINS, Johnathan - DT
 4/4.....Signed
HARLOW, Sean - G
 8/31.....Signed to practice squad
HARRIGER, Will
 2/24.....Named Quality Control/Off. Assistant
HASLETT, Chase
 2/24.....Named Assistant Tight Ends Coach
HOFFMAN, Brock - C
 1/23.....Signed as a Reserve/Future
 8/29.....Released
 8/30.....Signed to practice squad
HOOKER, Malik - S
 8/5.....Signed a contract extension through 2025
HOUSTON, Dennis - WR
 1/25.....Signed as a Reserve/Future
 8/29.....Released
IGBINOGHENE, Noah - CB
 8/29.....Acquired via trade
JEFFERSON, Malik - LB
 2/8.....Signed as a Reserve/Future
 8/29.....Released
 8/30.....Signed to practice squad
JOHNSON, Durrell - DE
 5/12.....Signed
 8/29.....Released
 8/30.....Signed to practice squad
JONES, Ronald - RB
 3/21.....Signed
 8/29.....Placed on Reserve/Suspended
LANCE, Trey - QB
 8/26.....Acquired via trade
LAND, Isaiah - LB
 5/12.....Signed
 8/29.....Released
LEWIS, Jourdan - CB
 7/25.....Placed on Active/PUP
LINDSTROM, Alec - C
 1/23.....Signed as a Reserve/Future
 8/29.....Released
LUEPKE, Hunter - FB
 5/12.....Signed
MANDELL, D'Angelo - CB
 5/12.....Signed
 8/29.....Released
MATTHEWS, Cannon
 2/24.....Named Asst. Defensive Backs Coach
McKEON, Sean - TE
 8/29.....Released
 8/30.....Signed to practice squad

McKINLEY, Takk - DE
 3/22.....Signed
 6/9.....Released
OHNEGAN, Pete
 2/24.....Named Quality Control/Def. Assistant
OVERSHOWN, DeMarvion - LB
 4/28.....Drafted in the third round
 8/29.....Placed on Reserve/Injured
POLLARD, Tony - RB
 3/6.....Designated franchise tag player
 3/23.....Signed franchise tag
PREVILON, Willington - DT
 8/31.....Signed to practice squad
REDWINE, Sheldrick - DB
 1/23.....Signed as a Reserve/Future
 8/29.....Released
 8/30.....Signed to practice squad
RICHARDS, Asim - T
 4/29.....Drafted in the fifth round
RUSH, Cooper - QB
 3/17.....Signed
SCHOONMAKER, Luke - TE
 4/28.....Drafted in the second round
 7/25.....Placed on Active/NFI
 8/7.....Passed physical
SCHOTTENHEIMER, Brian
 2/24.....Named Offensive Coordinator
SCOTT, Eric - CB
 4/29.....Drafted in the sixth round
SIEG, Trent - LS
 3/22.....Signed
 8/29.....Released
 8/30.....Signed
SMITH, Mazi - DT
 4/27.....Drafted in the first round
SOLARI, Mike
 2/24.....Named Offensive Line Coach
STEELE, Terence - T
 9/4.....Signed a five-year extension
STEPHENS, John - TE
 5/12.....Signed
 8/29.....Placed on Reserve/Injured
TAYLOR-PRIOLEAU, Alex - T
 1/25.....Signed as a Reserve/Future
 8/29.....Released
 8/30.....Signed to practice squad
THOMAS, Juanyeh - S
 1/23.....Signed as a Reserve/Future
THOMPSON, Darian
 2/24.....Named Quality Control/Asst. LB Coach
TOLZIEN, Scott
 2/24.....Named Quarterbacks Coach
VANDER ESCH, Leighton - LB
 3/14.....Signed
VAUGHN, Deuce - RB
 4/29.....Drafted in the sixth round
VIZCAINO, Tristan - K
 2/22.....Signed
 8/7.....Released
WHEAT, Tyrus - LB
 5/12.....Signed
 8/29.....Released
 8/30.....Signed to practice squad
WILSON, Donovan - S
 3/14.....Signed



TEAM AND INDIVIDUAL STATS

2023 DALLAS COWBOYS STATISTICS

WON 1, LOST 0					
9/10	W	40-0	at N.Y. Giants	80,809	

2023 TEAM STATISTICS	DAL	OPP.
FIRST DOWNS	18	14
Rushing	7	6
Passing	8	5
Penalty	3	3
Third Down-Made/Att	6/13	5/16
Third Down Efficiency	46.2%	31.3%
Fourth Down-Made/Att	1/2	3/5
Fourth Down Efficiency	50.0%	60.0%
TOTAL NET YARDS	265	171
Avg. Per Game	265.0	171.0
Total Plays	55	65
Avg. Per Play	4.8	2.6
NET YARDS RUSHING	122	108
Avg. Per Game	122.0	108.0
Total Rushes	30	28
Avg. Per Rush	4.1	3.9
NET YARDS PASSING	143	63
Avg. Per Game	143.0	63.0
Sacked/Yards Lost	0/0	7/47
Gross Yards	143	110
Attempts/Completions	25/13	30/17
Pct. of Completion	52.0%	56.7%
Had Intercepted	0	2
PUNTS/AVERAGE	3/48.7	3/53.3
Net Punting Average	39.7	47.7
PUNT RETURN/AVG.	2/8.5	1/7.0
KICKOFF RETURN/AVG.	0/0	0/0
INTERCEPTION RETURN/AVG.	2/11.0	0/0.0
PENALTIES/YARDS	5/35	6/72
FUMBLES/BALL LOST	1/0	5/1
TOUCHDOWNS	5	0
Rushing	3	0
Passing	0	0
Returns	2	0
EXTRA POINTS/ATTEMPTS	4/5	0/0
TWO POINT CONVERSION/ATT.	0/0	0/0
FIELD GOALS/ATTEMPTS	2/2	0/2
AVG. TIME OF POSSESSION	26:32	33:28

SCORE BY PERIODS	Q1	Q2	Q3	Q4	OT	PTS
TEAM	16	10	7	7	0	40
OPPONENTS	0	0	0	0	0	0

SCORING	TD	RU	PA	RT	PAT	FG	2PT	S	PTS
T. Pollard	2	2	0	0	0/0	0/0	0	0	12
B. Aubrey	0	0	0	0	4/5	2/2	0	0	10
D. Bland	1	0	0	1	0/0	0/0	0	0	6
N. Igbinoghene	1	0	0	1	0/0	0/0	0	0	6
K. Turpin	1	1	0	0	0/0	0/0	0	0	6
TEAM	5	3	0	2	4/5	2/2	0	0	40
OPPONENTS	0	0	0	0	0/0	0/2	0	0	0

2-Pt Conv: TM 0-0, OPP 0-0

SACKS: O. Odighizuwa 2.0, D. Armstrong 2.0, C. Golston 1.0, D. Lawrence 1.0, M. Parsons 1.0, TM 7.0, OPP 0.0

FUM/LOST: T. Pollard 1/0, TM 1/0, OPP 5/1

PASSING	ATT	CMP	YDS	CMP%	YDS/ATT	TD	TD%	INT	INT%	LONG	SACK/LOST	RATING
D. Prescott	24	13	143	54.2	6.0	0	0.0	0	0.0	49	0/0	72.0
C. Rush	1	0	0	0.0	0.0	0	0.0	0	0.0	0	0/0	39.6
TEAM	25	13	143	52.0	5.7	0	0.0	0	0.0	49	0.0/0	69.3
OPPONENTS	30	17	110	56.7	3.7	0	0.0	2	6.7	24	7.0/47	36.8

RUSHING	NO.	YDS	AVG	LONG	TD
T. Pollard	14	70	5.0	25	2
R. Dowdle	6	24	4.0	10	0
K. Turpin	3	14	4.7	7t	1
D. Vaughn	6	8	1.3	5	0
D. Prescott	1	6	6.0	6	0
TEAM	30	122	4.1	25	3
OPPONENTS	28	108	3.9	18	0

RECEIVING	NO.	YDS	AVG	LONG	TD
J. Ferguson	2	11	5.5	9	0
C. Lamb	4	77	19.3	49	0
B. Cooks	2	22	11.0	16	0
T. Pollard	2	12	6.0	7	0
K. Turpin	2	11	5.5	7	0
M. Gallup	1	10	10.0	10	0
P. Hendershot	0	0	0.0	0	0
J. Tolbert	0	0	0.0	0	0
TEAM	13	143	11.0	49	0
OPPONENTS	17	110	6.5	24	0

INTERCEPTIONS	NO.	YDS	AVG	LONG	TD
D. Bland	1	22	22.0	22t	1
S. Gilmore	1	0	0.0	0	0
TEAM	2	22	11.0	22t	1

PUNTING	NO.	YDS	AVG	NET	TB	IN	LG	B
B. Anger	3	146	48.7	39.7	1	1	56	0
TEAM	3	146	48.7	39.7	1	1	56	0
OPPONENTS	3	160	53.3	47.7	0	0	62	0

PUNT RETURNS	RET	FC	YDS	AVG	LONG	TD
K. Turpin	2	0	17	8.5	10	0
TEAM	2	0	17	8.5	10	0
OPPONENTS	1	0	7	7.0	7	0

FIELD GOALS	1-19	20-29	30-39	40-49	50+
B. Aubrey	0/0	1/1	1/1	0/0	0/0
TEAM	0/0	1/1	1/1	0/0	0/0
OPPONENTS	0/0	0/0	0/1	0/1	0/0

B. Aubrey: (21, 38)

OPP: (45B, 36WL)

2023 DALLAS COWBOYS DEFENSIVE STATISTICS

RNK	PLAYER	TKL	AST	TOTAL	SACKS/YDS	TFL/YDS	QBPR	FR	FF	INT/YDS	PD
1.	Bell, Markquese	6	2	8		1/-5			1		
2.	Kearse, Jayron	2	5	7			1				
3.	Vander Esch, Leighton	4	2	6			2				
4.	Gilmore, Stephon	4	1	5						1/0	3
5.	Hooker, Malik	3	2	5							
6.	Clark, Damone	2	3	5							
7.	Odighizuwa, Osa	1	3	4	2.0/-11		3				
8.	Bland, DaRon	3	0	3		1/-3	1			1/22	1
	Diggs, Trevon	3	0	3					1		1
10.	Hankins, Johnathan	1	1	2							
	Parsons, Micah	1	1	2	1.0/-10		6				
	Smith, Mazi	1	1	2		1/-2	1				
	Thomas, Juanyeh	1	1	2			1				1
14.	Armstrong, Dorance	0	2	2	2.0/-8	1/-2	4				
	Goodwin, C.J.	0	2	2							
	Williams, Sam	0	2	2			3				
17.	Golston, Chauncey	0	1	1	1.0/-9		2		1		
	Harper, Devin	0	1	1							
	Lawrence, DeMarcus	0	1	1	1.0/-9		3				
20.	Fowler, Dante						4				2
	Gallimore, Neville						2				
	Mukuamu, Israel								1		

Ast=Assist, TFL=Tackle for a Loss, QBPR=Pressures, Int=Interception, FR=Fumble Recovery, FF=Forced Fumble, PD=Pass Defense

2023 COWBOYS SPECIAL TEAMS						
RNK	PLAYER	S	A	TOT	FF	BL
1.	Tolbert, Jalen	1	0	1		
2.	Thomas, Juanyeh	0	0	0		1

DEFENSIVE STATS BY RANK							
PRESSURES		SACKS		TACKLES FOR LOSS		INTERCEPTIONS	
PLAYER	NO	PLAYER	NO	PLAYER	NO	PLAYER	NO
1. M. Parsons	6	1. D. Armstrong	2.0	1. D. Armstrong	1	1. D. Bland	1
2. D. Armstrong	4	O. Odighizuwa	2.0	M. Bell	1	S. Gilmore	1
D. Fowler	4	3. C. Golston	1.0	D. Bland	1		
4. D. Lawrence	3	D. Lawrence	1.0	M. Smith	1		
O. Odighizuwa	3	M. Parsons	1.0				

FORCED FUMBLES		FUMBLE RECOVERIES		PASSES DEFENSED	
PLAYER	NO	PLAYER	NO	PLAYER	NO
1. M. Bell	1	1. I. Mukuamu	1	1. S. Gilmore	3
T. Diggs	1			2. D. Fowler	2
C. Golston	1			3. D. Bland	1
				T. Diggs	1
				J. Thomas	1

2023 SNAP COUNT

[illegible]

GAME-BY-GAME PLAYER PARTICIPATION

	AT NYG																				
PLAYERS	9/10	9/17	9/24	10/1	10/8	10/16	10/29	11/5	11/12	11/19	11/23	11/30	12/10	12/17	12/24	12/30	1/7	GP	GS	DNP	I
Bryan Anger	P	-	-	-	-	-	-	-	-	-	-	-	-	-	-	-	-	1	0	0	0
Dorance Armstrong	P	-	-	-	-	-	-	-	-	-	-	-	-	-	-	-	-	1	0	0	0
Brandon Aubrey	P	-	-	-	-	-	-	-	-	-	-	-	-	-	-	-	-	1	0	0	0
Josh Ball	IR	-	-	-	-	-	-	-	-	-	-	-	-	-	-	-	-	0	0	0	0
T.J. Bass	P	-	-	-	-	-	-	-	-	-	-	-	-	-	-	-	-	1	0	0	0
Markquese Bell	P	-	-	-	-	-	-	-	-	-	-	-	-	-	-	-	-	1	0	0	0
Tyler Biadasz	C	-	-	-	-	-	-	-	-	-	-	-	-	-	-	-	-	1	1	0	0
Tyron Billy-Johnson	PS	-	-	-	-	-	-	-	-	-	-	-	-	-	-	-	-	0	0	0	0
DaRon Bland	P	-	-	-	-	-	-	-	-	-	-	-	-	-	-	-	-	1	0	0	0
Earl Bostick	PS	-	-	-	-	-	-	-	-	-	-	-	-	-	-	-	-	0	0	0	0
Jalen Brooks	D	-	-	-	-	-	-	-	-	-	-	-	-	-	-	-	-	0	0	0	1
Josh Butler	PS	-	-	-	-	-	-	-	-	-	-	-	-	-	-	-	-	0	0	0	0
Damone Clark	LB	-	-	-	-	-	-	-	-	-	-	-	-	-	-	-	-	1	1	0	0
Brandin Cooks	WR	-	-	-	-	-	-	-	-	-	-	-	-	-	-	-	-	1	1	0	0
Jalen Cropper	PS	-	-	-	-	-	-	-	-	-	-	-	-	-	-	-	-	0	0	0	0
Malik Davis	PS	-	-	-	-	-	-	-	-	-	-	-	-	-	-	-	-	0	0	0	0
Trevon Diggs	CB	-	-	-	-	-	-	-	-	-	-	-	-	-	-	-	-	1	1	0	0
Rico Dowdle	P	-	-	-	-	-	-	-	-	-	-	-	-	-	-	-	-	1	0	0	0
David Durden	IR	-	-	-	-	-	-	-	-	-	-	-	-	-	-	-	-	0	0	0	0
Chuma Edogu	LG	-	-	-	-	-	-	-	-	-	-	-	-	-	-	-	-	1	1	0	0
Princeton Fant	PS	-	-	-	-	-	-	-	-	-	-	-	-	-	-	-	-	0	0	0	0
Viliami Fehoko	D	-	-	-	-	-	-	-	-	-	-	-	-	-	-	-	-	0	0	0	1
Jake Ferguson	TE	-	-	-	-	-	-	-	-	-	-	-	-	-	-	-	-	1	1	0	0
Dante Fowler	P	-	-	-	-	-	-	-	-	-	-	-	-	-	-	-	-	1	0	0	0
Neville Gallimore	P	-	-	-	-	-	-	-	-	-	-	-	-	-	-	-	-	1	0	0	0
Michael Gallup	WR	-	-	-	-	-	-	-	-	-	-	-	-	-	-	-	-	1	1	0	0
Stephon Gilmore	CB	-	-	-	-	-	-	-	-	-	-	-	-	-	-	-	-	1	1	0	0
Chauncey Golston	P	-	-	-	-	-	-	-	-	-	-	-	-	-	-	-	-	1	0	0	0
C.J. Goodwin	P	-	-	-	-	-	-	-	-	-	-	-	-	-	-	-	-	1	0	0	0
Johnathan Hankins	DT	-	-	-	-	-	-	-	-	-	-	-	-	-	-	-	-	1	1	0	0
Devin Harper	P	-	-	-	-	-	-	-	-	-	-	-	-	-	-	-	-	1	0	0	0
Peyton Hendershot	P	-	-	-	-	-	-	-	-	-	-	-	-	-	-	-	-	1	0	0	0
Brock Hoffman	P	-	-	-	-	-	-	-	-	-	-	-	-	-	-	-	-	1	0	0	0
Malik Hooker	S	-	-	-	-	-	-	-	-	-	-	-	-	-	-	-	-	1	1	0	0
Dennis Houston	PS	-	-	-	-	-	-	-	-	-	-	-	-	-	-	-	-	0	0	0	0
Malik Jefferson	PS	-	-	-	-	-	-	-	-	-	-	-	-	-	-	-	-	0	0	0	0
Durrell Johnson	PS	-	-	-	-	-	-	-	-	-	-	-	-	-	-	-	-	0	0	0	0
Ronald Jones	R/SUS	-	-	-	-	-	-	-	-	-	-	-	-	-	-	-	-	0	0	0	0
Jayron Kearse	S	-	-	-	-	-	-	-	-	-	-	-	-	-	-	-	-	1	1	0	0
CeeDee Lamb	WR	-	-	-	-	-	-	-	-	-	-	-	-	-	-	-	-	1	1	0	0
Trey Lance	D	-	-	-	-	-	-	-	-	-	-	-	-	-	-	-	-	0	0	0	1
DeMarcus Lawrence	DE	-	-	-	-	-	-	-	-	-	-	-	-	-	-	-	-	1	1	0	0
Jourdan Lewis	D	-	-	-	-	-	-	-	-	-	-	-	-	-	-	-	-	0	0	0	1
Hunter Luepke	P	-	-	-	-	-	-	-	-	-	-	-	-	-	-	-	-	1	0	0	0
Zack Martin	RG	-	-	-	-	-	-	-	-	-	-	-	-	-	-	-	-	1	1	0	0
Sean McKeon	PS	-	-	-	-	-	-	-	-	-	-	-	-	-	-	-	-	0	0	0	0
Israel Mukuamu	P	-	-	-	-	-	-	-	-	-	-	-	-	-	-	-	-	1	0	0	0
Osa Odighizuwa	DT	-	-	-	-	-	-	-	-	-	-	-	-	-	-	-	-	1	1	0	0
DeMarvion Overshown	IR	-	-	-	-	-	-	-	-	-	-	-	-	-	-	-	-	0	0	0	0
Micah Parsons	DE	-	-	-	-	-	-	-	-	-	-	-	-	-	-	-	-	1	1	0	0
Tony Pollard	RB	-	-	-	-	-	-	-	-	-	-	-	-	-	-	-	-	1	1	0	0
Dak Prescott	QB	-	-	-	-	-	-	-	-	-	-	-	-	-	-	-	-	1	1	0	0
Wilmington Previlon	PS	-	-	-	-	-	-	-	-	-	-	-	-	-	-	-	-	0	0	0	0
Sheldrick Redwine	PS	-	-	-	-	-	-	-	-	-	-	-	-	-	-	-	-	0	0	0	0
Asim Richards	P	-	-	-	-	-	-	-	-	-	-	-	-	-	-	-	-	1	0	0	0
Cooper Rush	P	-	-	-	-	-	-	-	-	-	-	-	-	-	-	-	-	1	0	0	0
Luke Schoonmaker	P	-	-	-	-	-	-	-	-	-	-	-	-	-	-	-	-	1	0	0	0
Eric Scott	D	-	-	-	-	-	-	-	-	-	-	-	-	-	-	-	-	0	0	0	1
Trent Sieg	P	-	-	-	-	-	-	-	-	-	-	-	-	-	-	-	-	1	0	0	0
Mazi Smith	P	-	-	-	-	-	-	-	-	-	-	-	-	-	-	-	-	1	0	0	0
Tyler Smith	D	-	-	-	-	-	-	-	-	-	-	-	-	-	-	-	-	0	0	0	1
Tyron Smith	LT	-	-	-	-	-	-	-	-	-	-	-	-	-	-	-	-	1	1	0	0
Terence Steele	RT	-	-	-	-	-	-	-	-	-	-	-	-	-	-	-	-	1	1	0	0
John Stephens	IR	-	-	-	-	-	-	-	-	-	-	-	-	-	-	-	-	0	0	0	0
Alex Taylor-Prioleau	PS	-	-	-	-	-	-	-	-	-	-	-	-	-	-	-	-	0	0	0	0
Juanyeh Thomas	S	-	-	-	-	-	-	-	-	-	-	-	-	-	-	-	-	1	1	0	0
Jalen Tolbert	P	-	-	-	-	-	-	-	-	-	-	-	-	-	-	-	-	1	0	0	0
KaVontae Turpin	P	-	-	-	-	-	-	-	-	-	-	-	-	-	-	-	-	1	0	0	0
Leighton Vander Esch	LB	-	-	-	-	-	-	-	-	-	-	-	-	-	-	-	-	1	1	0	0
Deuce Vaughn	P	-	-	-	-	-	-	-	-	-	-	-	-	-	-	-	-	1	0	0	0
Matt Waletzko	IR	-	-	-	-	-	-	-	-	-	-	-	-	-	-	-	-	0	0	0	0
Tyrus Wheat	PS	-	-	-	-	-	-	-	-	-	-	-	-	-	-	-	-	0	0	0	0
Sam Williams	P	-	-	-	-	-	-	-	-	-	-	-	-	-	-	-	-	1	0	0	0
Donovan Wilson	D	-	-	-	-	-	-	-	-	-	-	-	-	-	-	-	-	0	0	0	1
Nahshon Wright	IR	-	-	-	-	-	-	-	-	-	-	-	-	-	-	-	-	0	0	0	0

LEGEND:

Position abbreviation indicated start, P=Played, D=Inactive, PS=Practice Squad, IR=Reserve/Injured, R/SUS=Reserve/Suspended, ^=With Other Team

2023/2022 STATISTICAL COMPARISON

COWBOYS OFFENSE	2023	2022	DIFFERENCE
Wins	1	0	1
Losses	0	1	-1
Points Scored	40	3	37
Touchdowns	5	0	5
Field Goals Made	2	1	1
Field Goals Attempted	2	1	1
Field Goal Percentage	100.0%	100.0%	0.0%
Third Down Efficiency	46.2%	20.0%	26.2%
Net Yards per Game	265.0	244.0	21.0
<i>NFL Rank -- Net Yds. per Game</i>	20	29	-9
Average Plays per Game	55.0	64.0	-9.0
Average Yards per Play	4.8	3.8	1.0
Rushing Yards per Game	122.0	71.0	51.0
<i>NFL Rank -- Rush Yds. per Game</i>	7	25	-18
Average Yards per Rush	4.1	3.9	0.1
Rushing Attempts per Game	30.0	18.0	12.0
Rushing Touchdowns	3	0	3
Net Passing Yards per Game	143.0	173.0	-30.0
<i>NFL Rank -- Net Pass Yds. per Game</i>	24	28	-4
Yards per Pass Attempt	5.7	4.7	1.0
Passing Attempts	25	42	-17
Passing Completions	13	21	-8
Completion Percentage	52.0%	50.0%	2.0%
Passing Touchdowns	0	0	0
Interceptions Thrown	0	1	-1
Sacks Allowed	0	4	-4
Fumbles	1	0	1
Fumbles Lost	0	0	0
Penalties	5	10	-5
Penalty Yards	35	73	-38
Gross Punting Average	48.7	50.8	-2.1
Net Punting Average	36.3	50.2	-13.9
Punt Return Average	8.5	3.0	5.5
Kickoff Return Average	0.0	19.3	-19.3

COWBOYS DEFENSE (OPPONENT)	2023	2022	DIFFERENCE
Points Allowed	0	19	-19
Total Touchdowns Allowed	0	1	-1
Field Goals Made	0	4	-4
Field Goals Attempted	2	5	-3
Field Goal Percentage	0.0%	80.0%	-80.0%
Third Down Efficiency	31.3%	35.7%	-4.5%
Net Yards per Game	171.0	347.0	-176.0
<i>NFL Rank -- Net Yds. per Game</i>	2	15	-13
Average Plays per Game	65.0	62.0	3.0
Average Yards per Play	2.6	5.6	-3.0
Rushing Yards per Game	108.0	152.0	-44.0
<i>NFL Rank -- Rush Yds. per Game</i>	18	23	-5
Average Yards per Rush	3.9	4.6	-0.7
Rushing Attempts per Game	28.0	33.0	-5.0
Rushing Touchdowns Allowed	0	0	0
Net Passing Yards per Game	63.0	195.0	-132.0
<i>NFL Rank -- Net Pass Yds. per Game</i>	1	11	-10
Yards per Pass Attempt	3.7	7.9	-4.2
Passing Attempts	30	27	3
Passing Completions	17	18	-1
Completion Percentage	56.7%	66.7%	-10.0%
Passing Touchdowns Allowed	0	1	-1
Interceptions	2	1	1
Sacks	7	2	5
Fumbles Caused	5	0	5
Fumbles Recovered	1	0	1
Penalties	6	5	1
Penalty Yards	72	25	47
Gross Punting Average	53.3	50.7	2.7
Net Punting Average	51.0	34.7	16.3
Punt Return Average	7.0	9.3	-2.3
Kickoff Return Average	0.0	0.0	0.0

Bold indicates Cowboys improvement

GAME-BY-GAME STARTERS AND INACTIVES

2023 REGULAR SEASON

OFFENSE

DATE	OPPONENT	WR	LT	LG	C	RG	RT	TE	TE	WR	WR	QB	RB
9/10	at N.Y. Giants	B. Cooks	T. Smith	C. Edoga	T. Biadasz	Z. Martin	T. Steele	J. Ferguson		M. Gallup	C. Lamb	D. Prescott	T. Pollard
9/17	N.Y. Jets												
9/24	at Arizona												
10/1	New England												
10/8	at San Francisco												
10/16	at L.A. Chargers												
10/29	L.A. Rams												
11/5	at Philadelphia												
11/12	N.Y. Giants												
11/19	at Carolina												
11/23	Washington												
11/30	Seattle												
12/10	Philadelphia												
12/17	at Buffalo												
12/24	at Miami												
12/30	Detroit												
1/7	at Washington												

2023 REGULAR SEASON

DEFENSE

DATE	OPPONENT	DE	DT	DT	DE	LB	LB	CB	NCB	CB	S	S	S
9/10	at N.Y. Giants	D. Lawrence	J. Hankins	O. Odighizuwa	M. Parsons	L. Vander Esch	D. Clark	S. Gilmore		T. Diggs	J. Kearsse	M. Hooker	J. Thomas
9/17	N.Y. Jets												
9/24	at Arizona												
10/1	New England												
10/8	at San Francisco												
10/16	at L.A. Chargers												
10/29	L.A. Rams												
11/5	at Philadelphia												
11/12	N.Y. Giants												
11/19	at Carolina												
11/23	Washington												
11/30	Seattle												
12/10	Philadelphia												
12/17	at Buffalo												
12/24	at Miami												
12/30	Detroit												
1/7	at Washington												

Rookies underlined.

2023 REGULAR SEASON INACTIVES

DATE	OPPONENT	1	2	3	4	5	6	7
9/10	at N.Y. Giants	<u>J. Brooks</u>	<u>V. Fehoko</u>	T. Lance	J. Lewis	<u>E. Scott</u>	T. Smith	D. Wilson
9/17	N.Y. Jets							
9/24	at Arizona							
10/1	New England							
10/8	at San Francisco							
10/16	at L.A. Chargers							
10/29	L.A. Rams							
11/5	at Philadelphia							
11/12	N.Y. Giants							
11/19	at Carolina							
11/23	Washington							
11/30	Seattle							
12/10	Philadelphia							
12/17	at Buffalo							
12/24	at Miami							
12/30	Detroit							
1/7	at Washington							

Underline denotes rookie

GAME-BY-GAME CAPTAINS AND ELEVATIONS

2023 REGULAR SEASON - CAPTAINS

DATE	OPPONENT	OFFENSE	DEFENSE	SPECIAL TEAMS
9/10	at N.Y. Giants	Tony Pollard	DeMarcus Lawrence	C.J. Goodwin
9/17	N.Y. Jets			
9/24	at Arizona			
10/1	New England			
10/8	at San Francisco			
10/16	at L.A. Chargers			
10/29	L.A. Rams			
11/5	at Philadelphia			
11/12	N.Y. Giants			
11/19	at Carolina			
11/23	Washington			
11/30	Seattle			
12/10	Philadelphia			
12/17	at Buffalo			
12/24	at Miami			
12/30	Detroit			
1/7	at Washington			

GAME-BY-GAME ELEVATIONS

Date	Opponent	STANDARD ELEVATION
9/10	@ N.Y. Giants	CB, C.J. Goodwin C, Brock Hoffman
9/17	N.Y. Jets	
9/24	@ Arizona	
10/1	New England	
10/8	@ San Francisco	
10/16	@ LA Chargers	
10/29	LA Rams	
11/5	@ Philadelphia	
11/12	N.Y. GIANTS	
11/19	@ Carolina	
11/23	Washington	
11/30	Seattle	
12/10	Philadelphia	
12/17	@ Buffalo	
12/24	@ Miami	
12/30	Detroit	
1/7/23	@ Washington	

GAME SUMMARIES



WEEK 1 Dallas Cowboys 40, New York Giants 0 80,809 ★ MetLife Stadium ★ Sep 10, 2023



Dallas Cowboys 16 10 7 7 — 40
New York Giants 0 0 0 0 — 0

SCORING DRIVES

TEAM	QTR	TIME	SCORING PLAY	DAL	NYG
Cowboys	1	8:03	N.Igbinoghene 58 yd. return of blocked field goal (kick failed, wl)	6	0
Cowboys	1	3:21	B.Aubrey 21 yd. Field Goal (9-72, 3:45)	9	0
Cowboys	1	2:22	D.Bland 22 yd. interception return (B.Aubrey kick)	16	0
Cowboys	2	10:55	B.Aubrey 38 yd. Field Goal (11-60, 4:26)	19	0
Cowboys	2	8:03	T.Pollard 2 yd. run (B.Aubrey kick) (5-38, 2:45)	26	0
Cowboys	3	10:01	T.Pollard 1 yd. run (B.Aubrey kick) (10-75, 4:59)	33	0
Cowboys	4	11:31	K.Turpin 7 yd. run (B.Aubrey kick) (8-50, 3:29)	40	0

Team Statistics

	Cowboys	Giants
First Downs	18	14
3rd-Down Eff. (Made/Att/Pct)	6/13/46%	5/16/31%
4th-Down Eff. (Made/Att/Pct)	1/2/50%	3/5/60%
Total Net Yards	265	171
Total Plays	55	65
Yards Per Play	4.8	2.6
Rushes/Net Yards	30/122	28/108
Net Passing	143	63
Pass Attempts/Completions	25/13	30/17
Had Intercepted	0	2
Sacked/Yards Lost	0/0	7/47
Punts/Average	3/48.7	3/53.3
Penalties/Yards	5/35	6/72
Fumbles/Lost	1/0	5/1
Possession Time	26:32	33:28

DALLAS COWBOYS

PASSING	ATT	COM	YDS	SK/YD	TD	LG	INT	RTG
Dak Prescott	24	13	143	0/0	0	49	0	72.0
Cooper Rush	1	0	0	0/0	0	0	0	39.6
TOTAL	25	13	143	0/0	0	49	0	69.3

RUSHING	ATT	YDS	AVG	LG	TD
Tony Pollard	14	70	5.0	25	2
Rico Dowdle	6	24	4.0	10	0
KaVontae Turpin	3	14	4.7	7t	1
Deuce Vaughn	6	8	1.3	5	0
Dak Prescott	1	6	6.0	6	0
TOTAL	30	122	4.1	25	3

RECEIVING	NO	YDS	AVG	LG	TD
CeeDee Lamb	4	77	19.3	49	0
Brandin Cooks	2	22	11.0	16	0
Tony Pollard	2	12	6.0	7	0
Jake Ferguson	2	11	5.5	9	0
KaVontae Turpin	2	11	5.5	7	0
Michael Gallup	1	10	10.0	10	0
TOTAL	13	143	11.0	49	0

NEW YORK GIANTS

PASSING	ATT	COM	YDS	SK/YD	TD	LG	INT	RTG
Daniel Jones	28	15	104	7/47	0	24	2	32.4
Tyrod Taylor	2	2	6	0/0	0	9	0	79.2
TOTAL	30	17	110	7/47	0	24	2	36.8

RUSHING	ATT	YDS	AVG	LG	TD
Saquon Barkley	12	51	4.3	18	0
Daniel Jones	13	43	3.3	11	0
Matt Breida	2	9	4.5	6	0
Gary Brightwell	1	5	5.0	5	0
TOTAL	28	108	3.9	18	0

RECEIVING	NO	YDS	AVG	LG	TD
Darren Waller	3	36	12.0	22	0
Darius Slayton	3	15	5.0	8	0
Saquon Barkley	3	12	4.0	7	0
Lawrence Cager	2	17	8.5	9	0
Gary Brightwell	2	6	3.0	9	0
Isaiah Hodgins	1	24	24.0	24	0
Parris Campbell	1	2	2.0	2	0
Daniel Bellinger	1	1	1.0	1	0
Matt Breida	1	-3	-3.0	-3	0
TOTAL	17	110	6.5	24	0



NON-MEDIA GUIDE BIOS



ONE COWBOYS WAY ★ FRISCO, TEXAS 75034 ★ P: 972.497.4959 ★ WWW.DALLASCOWBOYS.COM

2023 NON-MEDIA GUIDE BIOS

BRANDON AUBREY

17 • Kicker

6-3 • 208 • 3/14/95
Notre Dame • FA-'23
NFL: Rookie • Rookie
Games/Starts: 2022-0/0; Career-0/0
Postseason: 2022-0/0; Career-0/0



TRANSACTION SUMMARY:

7/6/23: Signed with Dallas as a free agent.

2023 (USFL):

- Returned to the Birmingham Stallions for the 2023 season and converted 14-of-15 field goals and all 35 PATs.
- Led the league in kickoffs, notching 57 kicks and six touchbacks (10.5%).
- Helped lead the Stallions to their second consecutive USFL title.

2022 (USFL):

- Drafted as a placekicker by the Birmingham Stallions in the 32nd round of the 2022 USFL Draft.
- Led the league in kicking, making 18-of-22 field goals and 22-of-24 PATs on the season.
- Responsible for Stallion kickoffs, leading the league with 55 total kicks and tallied seven touchbacks (12.7%).
- Helped the Stallions to programs first championship title.
- Earned All-USFL honors.

COLLEGE:

- Played four seasons of soccer at Notre Dame (2013-16).
- Scored 15 goals and totalled four assists in 76 appearances as a defender for the Fighting Irish.
- In his senior season at Notre Dame, was named NSCAA third-team All-American, NSCAA first-team All-South Region, and first-team All-ACC.
- Drafted in the first round of the 2017 MLS Draft (21st overall) by Toronto FC, playing for their minor league affiliate and then signed with the Philadelphia Union in 2018 to play with its minor league affiliate.

PERSONAL:

- Attended Plano, Texas, High School where he played soccer his freshman and sophomore years.
- Rated as the 24th best recruit in the class of 2013 by College Soccer News and ranked as the 43rd best player nationally in the class of 2013 according to Top Drawer Soccer.
- Graduated with a computer science degree from Notre Dame.

NOAH IGBINOGHENE

(IGG-bin-AWG-guh-nee)

19 • Cornerback

5-11 • 194 • 11/27/99
Auburn • T(Mia) -'23
NFL: 4th Year • Cowboys: 1st Year
Games/Starts: 2022-9/2; Career-32/5
Postseason: 2022-0/0; Career-0/0



PRO: The Dallas Cowboys added depth to the secondary when they traded for former first round pick, Noah Igbinoghene, right before the 2023 roster cut deadline. Igbinoghene, originally drafted by Miami, 30th overall, in the 2020 NFL Draft, gets a clean slate in Dallas. Over three seasons with the Dolphins, Igbinoghene saw action in 32 games and tallied 24 tackles, one interception and five pass breakups with two fumble recoveries.

TRANSACTION SUMMARY:

8/29/23: Traded to Dallas from Miami for Kelvin Joseph.

4/23/20: Drafted in the first round (30th overall) by Miami.

2023 (Miami/Dallas):

- Went to training camp with Miami and was traded to Dallas at the roster cut deadline.

2022 (Miami):

- Played in nine games and accumulated two starts during his third season with the Dolphins recording 10 tackles, one interception and three pass breakups.
- Notched his first career interception to clinch a Miami victory over Pittsburgh (10/23) when he picked off Kenny Pickett in the endzone with 30 seconds remaining in the game.

2021 (Miami):

- Saw action in seven games and recorded one start while tallying four tackles and two special teams tackles.
- Recorded a season-high four tackles at Jacksonville in London (10/17).

2020 (Miami):

- Played 16 games and accumulated two starts in his rookie season and notched 10 tackles, two pass breakups, three special teams tackles and two fumble recoveries.
- Amassed four kickoff returns for 68 yards (17.0 avg).
- Made his NFL debut at New England (9/13), recording two tackles and becoming the youngest player in Dolphins history to appear in a game at 20 years, 291 days old.
- Made his first start at safety at Jacksonville (9/24), notching three tackles and his first career pass breakup.

COLLEGE:

- Was a three-year letterman (2017-19) and two-year starter at Auburn, switching from wide receiver to cornerback before his sophomore season.
- Saw action in 40 games and accumulated 22 starts as a Tiger, finishing with 92 tackles, one interception, 19 pass breakups, one forced fumble, six receptions for 24 yards (4.0 avg), one carry for 11 yards, 44 kickoff returns for 1,199 yards (27.3 avg) and two touchdowns.
- In 2019, started all 13 games at cornerback, amassing 42 tackles, seven passes defended, nine kickoff returns for 1,199 yards (27.3 avg) and one kickoff return touchdown.
- Played in 13 games with nine starts at corner during the 2018 season. Accrued 50 tackles, one interception, 12 passes defended, one forced fumble and 11 kickoff returns for 311 yards (28.3 avg).
- Saw action in all 14 games as a freshman in 2017, tallying six receptions for 24 yards (4.0 avg), one carry for 11 yards, 24 kickoff returns for 571 yards (23.8 avg) and one kickoff return touchdown.

PERSONAL:

- Attended Hewitt-Trussville High School in Trussville, Ala, where he played wide receiver.
- Competed in track and field at Auburn his freshman year, where he finished seventh in the triple jump (15.24m) at the 2018 SEC Indoor Championships.
- His parents, Festus and Faith Igbinoghene, were both Olympic track athletes for Nigeria.
- Majored in business management at Auburn.

IGBINOGHENE'S NFL TOTALS

		DEFENSE								INTERCEPTIONS					FUMBLES REC						
Year Team	GP-GS	ST	AT	TT	Sks-Yds	Tkl/Ls	QB Prs	PBU	FF	No	Yds	Avg	Lg	TD	No	Yds	Avg	Lg	TD		
2020 Miami	16-2	9	1	10	0.0(0)	0(0)	0	2	0	0	0	0.0	0	0	2	0	0.0	0	0		
2021 Miami	7-1	4	0	4	0.0(0)	0(0)	0	0	0	0	0	0.0	0	0	0	0	0.0	0	0		
2022 Miami	9-2	8	2	10	0.0(0)	0(0)	0	3	0	1	0	0.0	0	0	0	0	0.0	0	0		
Totals	32-5	21	3	24	0.0(0)	0(0)	0	5	0	1	0	0.0	0	0	2	0	0.0	0	0		
		KICKOFF RETURNS																			
Year Team		No	Yds	Avg	Long	TD															
2020 Miami		4	68	17.0	22	0															
2021 Miami		0	0	0.0	-	0															
2022 Miami		0	0	0.0	-	0															



PRO: Prior to their final 2023 preseason game, the Dallas Cowboys added a young, talented signal caller to the quarterback room when sending a 2024 fourth round pick to the San Francisco 49ers for Trey Lance, the former third overall pick from the 2021 NFL Draft. While learning under veteran quarterbacks Dak Prescott and Cooper Rush in Dallas, Lance will continue to develop his dual-threat abilities that made him such a sought after prospect in the Draft. Along with 797 career passing yards, Lance has rushed for 235 yards on 54 carries (4.4 avg.) in eight career games. Lance began the 2022 season as San Francisco's starting quarterback before suffering a season-ending ankle injury in Week 2.

TRANSACTION SUMMARY:

- 8/26/23:** Traded to Dallas from San Francisco for a 2024 fourth round pick.
9/21/22: Placed on Reserve/Injured with an ankle injury.
4/29/21: Drafted in the first round (third overall) by San Francisco.

2023 (San Francisco/Dallas):

- Started training camp on the 49ers roster before being traded to Dallas prior to the last preseason game.

2022 (San Francisco):

- Started two games and completed 15-of-31 passes for 194 yards, while adding 67 rushing yards on 16 carries (4.2 avg.), before suffering a season-ending ankle injury in the Week 2 contest against Seattle (9/18).

2021 (San Francisco):

- Appeared in six games as a rookie, with two starts, and completed 41 of his 71 pass attempts (57.7%) for 603 yards, five touchdowns and a quarterback rating of 97.3. Also added 38 rushes for 168 yards and a score.
- Threw for a touchdown on his first two pass attempts - a five-yard touchdown pass at Detroit (9/12) and 76-yard score against Seattle (10/3) - to become the first player in the last 40 years to throw a touchdown on each of his first two pass completions.
- Stepped in for an injured Jimmy Garoppolo (calf) in the second half against Seattle (10/3), completing nine-of-19 passes for 157 yards, two touchdowns and a quarterback rating of 117.1.
- Made his first career start at Arizona (10/10), completing 15-of-29 attempts for 192 yards and rushing for 89 yards on 16 carries (5.6 avg.).
- Started his second game of the season in Week 17 against Houston (1/2/22), setting career-highs in passing yards (249), completion percentage (69.6%) and tied a career-high with two touchdown passes.

COLLEGE:

- Appeared in 19 games, with 17 starts, in three seasons at North Dakota State (2018-20) as a dual-threat quarterback, completing 208-of-318 attempts (65.4%) for 2,947 passing yards, 30 touchdowns and one interception to go along with 1,325 rushing yards and 18 touchdowns on 192 carries (6.9 avg.).
- Started one game in 2020 before the season was canceled due to the COVID-19 pandemic. In his lone appearance, threw for 149 yards and two touchdowns while adding 143 rushing yards and two scores on the ground.
- In 2019 as a redshirt freshman, started all 16 games and completed 192-of-287 passes (66.9%) for 2,786 yards and 28 touchdowns while rushing for 1,100 yards and 14 touchdowns. Became the first freshman to be awarded the STATS FCS Walter Payton Award as the top offensive player in the FCS. Also awarded the Jerry Rice Award as the top freshman player, becoming the first player to win both major FCS legacy awards in the same season.
- Redshirted as a true freshman in 2018, playing in two contests and attempting just one pass.

PERSONAL:

- Attended Marshall, Minn., High School where he was a three-year starter at both quarterback and safety. In his senior season, threw for 1,386 yards and 14 touchdowns with 641 rushing yards and 10 touchdowns on the ground. Also recorded 54 tackles and three interceptions.
- Team captain and all-conference performer in both football and basketball at Marshall High School.
- Majored in strategic communication with a minor in business administration at North Dakota State.

LANCE'S NFL TOTALS

		PASSING											
Year Team	GP-GS	Att	Cmp	Pct	Yds	Yds/Att	TD	TD%	Int	Int%	Long	Sacks	Rating
2021 San Francisco.....	6-2	71	41	57.7	603	8.5	5	7.0	2	2.8	76t	4/15	97.3
2022 San Francisco.....	2-2	31	15	48.4	194	6.3	0	0.0	1	3.2	44	2/9	55.0
Totals.....		102	56	54.9	797	7.8	5	4.9	3	2.9	76t	6/24	84.5

		RUSHING				
Year Team		No	Yds	Avg	Long	TD
2021 San Francisco.....		38	168	4.4	15	1
2022 San Francisco.....		16	67	4.2	13	0
Totals.....		54	235	4.4	15	1



UPDATED PLAYER BIOS



ONE COWBOYS WAY ★ FRISCO, TEXAS 75034 ★ P:972.497.4959 ★ WWW.DALLASCOWBOYS.COM

2023 PLAYER BIO UPDATES Week 2 vs. N.Y. Jets

5 Bryan Anger, P

Games/Starts: 2023-1/0 Career-177/0
Playoffs: 2022-2/0 Career-5/0

Punting									
	No	Yds	Avg	TB	In20	Lg	Blk	Ret	RetYds
Last Game.....	3	146	48.7	1	1	56	0	1	7
2023.....	3	146	48.7	1	1	56	0	1	7
Career.....	787	36,673	46.6	60	284	83	5	363	2,872

Special Teams							
	Solo	Asst	—	Tot	FF	FR	BP
Career.....	—	—	—	13			

at N.Y. Giants (9/10) Had three punts for a gross average of 48.7 and a net average of 39.7, with one punt downed inside the opponent's 20-yard line and one touchback.

92 Dorance Armstrong, DE

Games/Starts: 2023-1/0 Career-77/13
Playoffs: 2022-2/0 Career-3/0

Tackles							
	Solo	Asst	—	Tot	Sks/ Yds	Tkl/ Loss	QB Prs
Last Game.....	0	2	—	2	2.0(-8)	1(-2)	4
2023.....	0	2	—	2	2.0(-8)	1(-2)	4
Career.....	80	51	—	131	18.0(-121)	5(-12)	74

Interceptions					Fumble Recoveries				
	No.	Yds.	Avg.	Lg	TD	No.	Yds.	Avg.	Lg
Career.....						3	37	12.3	37t

Special Teams							
	Solo	Asst	—	Tot	FF	FR	BP
Career.....	5	1	—	6	1	1	2

at N.Y. Giants (9/10) Had two tackles, 2.0 sacks - third career game with 2.0-or-more sacks - a tackle for loss and four quarterback hurries. His two sacks contributed to a team seven sacks, second-most in a season opener in team history, trailing only the nine against Pittsburgh (9/4/94). Part of a defense whose 40-0 victory marked the largest shutout in Cowboys history and the largest shutout in a NFL season opener since 1999 when Pittsburgh defeated Cleveland 43-0.

17 Brandon Aubrey, K

Games/Starts: 2023-1/0 Career-1/0
Playoffs: 2022-0/0 Career-0/0

Scoring				Kickoffs			
	PAT	FG	Lng	Pts	No	TB	TB%
Last Game.....	4-5	2-2	38	10	8	8	100.0
2023.....	4-5	2-2	38	10	8	8	100.0
Career.....	4-5	2-2	38	10	8	8	100.0

Opp Ret							
	No	TB	TB%	Opp Ret	Avg.	Pct	
Last Game.....	0-0	1-1	1-1	0-0	0-0	2-2	100.0
2023.....	0-0	1-1	1-1	0-0	0-0	2-2	100.0
Career.....	0-0	1-1	1-1	0-0	0-0	2-2	100.0

at N.Y. Giants (9/10) Made his NFL debut as Dallas' placekicker and connected on both of his first career field goals (21, 38) and was four-of-five on the first extra points of his career. Also handled kickoff duties, landing touchbacks on all eight.

66 T.J. Bass, G

Games/Starts: 2023-1/0 Career-1/0

at N.Y. Giants (9/10) Made his NFL debut on special teams, then entered the game in the third quarter on offense at left guard in place of an injured Chuma Edoga.

14 Markquese Bell, S

Games/Starts: 2023-1/0 Career-6/0
Playoffs: 2022-2/0 Career-2/0

Tackles			Sks/ Yds	Tkl/ Loss	QB Prs	PBU	FF-FR
	Solo	Asst	—	Tot			
Last Game.....	6	2	—	8	1(-5)		1-0
2023.....	6	2	—	8	1(-5)		1-0
Career.....	7	2	—	9	1(-5)		1-0

at N.Y. Giants (9/10) Played on special teams and defense at linebacker, where he registered a career-high and team leading eight tackles along with a tackle for loss and a forced fumble - both the first of his career. Part of a defense whose 40-0 victory marked the largest shutout in Cowboys history and the largest shutout in a NFL season opener since 1999 when Pittsburgh defeated Cleveland 43-0.

63 Tyler Biadasz, C

Games/Starts: 2023-1/1 Career-46/38
Playoffs: 2022-2/2 Career-3/3

at N.Y. Giants (9/10) Started the season opener at center and blocked for an offense that generated 265 total net yards, including 122 yards on the ground highlighted by 70 rushing yards and two rushing scores by Tony Pollard. The line also did not allow a sack of Dak Prescott during 24 dropbacks as he passed for 143 yards.

26 DaRon Bland, CB

Games/Starts: 2023-1/0 Career-18/8
Playoffs: 2022-2/2 Career-2/2

Tackles			Sks/ Yds	Tkl/ Loss	QB Prs	PBU	FF-FR
	Solo	Asst	—	Tot			
Last Game.....	3	0	—	3	1(-3)	1	1
2023.....	3	0	—	3	1(-3)	1	1
Career.....	43	16	—	59	2(-5)	3	8

Interceptions					Fumble Recoveries				
	No.	Yds.	Avg.	Lg	TD	No.	Yds.	Avg.	Lg
Last Game.....	1	22	22.0	22t	1				
2023.....	1	22	22.0	22t	1				
Career.....	6	41	6.8	22t	1				

Special Teams							
	Solo	Asst	—	Tot	FF	FR	BP
Career.....	2	0	—	2			

at N.Y. Giants (9/10) Had three stops, one for loss, a hurry, a pass breakup and an interception returned 22 yards for his first career score. His six career picks are tied for the most in the NFL since 2022, and tied with Derek Ross for fifth-most in team history through a player's first 18 games. Part of a defense whose 40-0 victory was the largest shutout in team history and largest shutout in a NFL season opener since 1999 when Pittsburgh defeated Cleveland 43-0.

83 Jalen Brooks, WR

Games/Starts: 2023-0/0 Career-0/0

Receiving					
Last Game	Rec.	Yds.	Avg.	Lg	TD
2023

at N.Y. Giants (9/10) Inactive.

33 Damone Clark, LB

Games/Starts: 2023-1/1 Career-11/6
Playoffs: 2022-2/0 Career-2/0

Tackles			Sks/ Yds	Tkl/ Loss	QB Prs	PBU	FF-FR
Solo	Asst	Tot					
Last Game
2023
Career

Special Teams							
Solo	Asst	Tot	FF	FR	BP	BFG	BXP
Career

at N.Y. Giants (9/10) Started at linebacker in the season opener and contributed five tackles. Part of a defense whose 40-0 victory marked the largest shutout in Cowboys history and the largest shutout in a NFL season opener since 1999 when Pittsburgh defeated Cleveland 43-0.

3 Brandin Cooks, WR

Games/Starts: 2023-1/1 Career-133/121
Playoffs: 2022-2/0 Career-6/0

Receiving						Rushing			
Last Game	Rec.	Yds.	Avg.	Lg	TD	Att.	Yds.	Avg.	Lg
2023
Career

Punt Returns						Kickoff Returns			
No.	Yds.	Avg.	FC	Lg	TD	No.	Yds.	Avg.	Lg
Career

at N.Y. Giants (9/10) Started at wide receiver in his first appearance as a Cowboy and caught two passes for 22 yards.

7 Trevon Diggs, CB

Games/Starts: 2023-1/1 Career-46/45
Playoffs: 2022-2/2 Career-3/3

Tackles			Sks/ Yds	Tkl/ Loss	QB Prs	PBU	FF-FR
Solo	Asst	Tot					
Last Game
2023
Career

Interceptions					Fumble Recoveries			
No.	Yds.	Avg.	Lg	TD	No.	Yds.	Avg.	Lg
Career

at N.Y. Giants (9/10) Started at cornerback in the season opener and posted three tackles, a pass breakup and a forced fumble. Part of a defense whose 40-0 victory marked the largest shutout in Cowboys history and the largest shutout in a NFL season opener since 1999 when Pittsburgh defeated Cleveland 43-0.

23 Rico Dowdle, RB

Games/Starts: 2023-1/0 Career-21/0
Playoffs: 2022-0/0 Career-0/0

Rushing						Receiving			
Last Game	Att.	Yds.	Avg.	Lg	TD	Rec.	Yds.	Avg.	Lg
2023
Career

Kickoff Returns				
No.	Yds.	Avg.	Lg	TD
Career

Special Teams									
Solo	Asst	Tot	FF	FR	BP	BFG	BXP	FF-FR	FF
Career

at N.Y. Giants (9/10) In a reserve role, rushed six times for 24 yards.

71 Chuma Edoga, OL

Games/Starts: 2023-1/1 Career-26/14
Playoffs: 2022-0/0 Career-0/0

at N.Y. Giants (9/10) In his Cowboys debut, started at left guard in place of an injured Tyler Smith (hamstring). Blocked for an offense that generated 265 total net yards, including 122 yards on the ground highlighted by 70 rushing yards and two rushing scores by Tony Pollard. The offensive line also did not allow a sack of Dak Prescott during 24 dropbacks as he passed for 143 yards. Briefly left the game in the third quarter, but returned.

93 Viliami Fehoko, DL

Games/Starts: 2023-0/0 Career-0/0

Tackles			Sks/ Yds	Tkl/ Loss	QB Prs	PBU	FF-FR
Solo	Asst	Tot					
Last Game
2023

at N.Y. Giants (9/10) Inactive.

87 Jake Ferguson, TE

Games/Starts: 2023-1/1 Career-17/9
Playoffs: 2022-2/2 Career-2/2

Receiving					
Last Game	Rec.	Yds.	Avg.	Lg	TD
2023
Career

Special Teams							
Solo	Asst	Tot	FF	FR	BP	BFG	BXP
Career

at N.Y. Giants (9/10) Opened the season as the team's starting tight end, catching two passes for 11 yards.

56 Dante Fowler, DE

Games/Starts: 2023-1/0 Career-109/40
Playoffs: 2022-2/0 Career-8/3

	Solo	Tackles	Asst	Tot	Sks/ Yds	Tkl/ Loss	QB Prs	PBU	FF-FR
Last Game.....							4	2	
2023.....							4	2	
Career.....	154	66	-	220	41.0(-297)	47(-161)	92	18	12-5

Interceptions					Fumble Recoveries				
No.	Yds.	Avg.	Lg	TD	No.	Yds.	Avg.	Lg	TD
Career.....					5	79	15.8	53t	2

at N.Y. Giants (9/10) Tallied four quarterback pressures and a career-high tying two pass breakups. Part of a defense whose 40-0 victory marked the largest shutout in Cowboys history and the largest shutout in a NFL season opener since 1999 when Pittsburgh defeated Cleveland 43-0.

96 Neville Gallimore, DT

Games/Starts: 2023-1/0 Career-36/14
Playoffs: 2022-1/0 Career-2/1

	Solo	Tackles	Asst	Tot	Sks/ Yds	Tkl/ Loss	QB Prs	PBU	FF-FR
Last Game.....							2		
2023.....							2		
Career.....	38	31	-	69	3.0(-21)	7(-21)	26	2	0-0

at N.Y. Giants (9/10) Added two quarterback hurries. Part of a defense whose 40-0 victory marked the largest shutout in Cowboys history and the largest shutout in a NFL season opener since 1999 when Pittsburgh defeated Cleveland 43-0.

13 Michael Gallup, WR

Games/Starts: 2023-1/1 Career-70/55
Playoffs: 2022-2/2 Career-4/3

Receiving					
Last Game.....	Rec.	Yds.	Avg.	Lg	TD
2023.....	1	10	10.0	10	0
Career.....	233	3,336	14.3	62	19

at N.Y. Giants (9/10) Started the season opener and made one reception for 10 yards.

21 Stephon Gilmore, CB

Games/Starts: 2023-1/1 Career-149/142
Playoffs: 2022-0/0 Career-7/7

	Solo	Tackles	Asst	Tot	Sks/ Yds	Tkl/ Loss	QB Prs	PBU	FF-FR
Last Game.....	4	1	-	5				3	
2023.....	4	1	-	5				3	
Career.....	431	67	-	498	1.0(-7)	8(-17)	1	130	7-3

Interceptions					Fumble Recoveries				
No.	Yds.	Avg.	Lg	TD	No.	Yds.	Avg.	Lg	TD
Last Game.....	1	0	0.0	0	0				
2023.....	1	0	0.0	0	0				
Career.....	30	496	16.5	64t	2	3	0	0.0	0

at N.Y. Giants (9/10) Started in his Cowboys debut to the tune of five tackles, three pass breakups and an interception. His interception was the 30th of his career - fourth among active NFL defenders. Part of a defense whose 40-0 victory marked the largest shutout in Cowboys history and the largest shutout in a NFL season opener since 1999 when Pittsburgh defeated Cleveland 43-0.

99 Chauncey Golston, DE

Games/Starts: 2023-1/0 Career-31/0
Playoffs: 2022-2/0 Career-3/0

	Solo	Tackles	Asst	Tot	Sks/ Yds	Tkl/ Loss	QB Prs	PBU	FF-FR
Last Game.....	0	1	-	1	1.0(-9)		2		1-0
2022.....	0	1	-	1	1.0(-9)		2		1-0
Career.....	34	22	-	56	3.0(-18)	1(-2)	17	2	1-1

Special Teams					FR	BP	BFG	BXP
Solo	Asst	-	Tot	FF				
Career.....								1

at N.Y. Giants (9/10) Tallied a tackle, a sack, two quarterback pressures and his first career forced fumble. His sack contributed to a team seven sacks, second-most in a season opener in team history, trailing only the nine against Pittsburgh (9/4/94). Part of a defense whose 40-0 victory marked the largest shutout in Cowboys history and the largest shutout in a NFL season opener since 1999 when Pittsburgh defeated Cleveland 43-0.

29 C.J. Goodwin, CB

Games/Starts: 2023-1/0 Career-98/1
Playoffs: 2022-2/0 Career-8/0

	Solo	Tackles	Asst	Tot	Sks/ Yds	Tkl/ Loss	QB Prs	PBU	FF-FR
Last Game.....	0	2	-	2					
2023.....	0	2	-	2					
Career.....	13	4	-	15			2	2	

Special Teams					FR	BP	BFG	BXP
Solo	Asst	-	Tot	FF				
Career.....	39	14	-	53	1			

Punt Returns						
	No.	Yds.	Avg.	FC	Lg	TD
Career	0	73	—	0	73	0

at N.Y. Giants (9/10) Promoted from the practice squad and saw time on special teams and defense, where he assisted on two tackles.

95 Johnathan Hankins, DT

Games/Starts: 2023-1/1 Career-139/121
Playoffs: 2022-2/0 Career-4/2

	Solo	Tackles	Asst	Tot	Sks/ Yds	Tkl/ Loss	QB Prs	PBU	FF-FR
Last Game.....	1	1	-	2					
2023.....	1	1	-	2					
Career.....	217	163	-	380	14.5(-89)	37(-87)	49	10	3-3

Interceptions					Fumble Recoveries				
No.	Yds.	Avg.	Lg	TD	No.	Yds.	Avg.	Lg	TD
Career.....					3	0	0.0	0	0

at N.Y. Giants (9/10) Started at defensive tackle and made two tackles. Part of a defense whose 40-0 victory marked the largest shutout in Cowboys history and the largest shutout in a NFL season opener since 1999 when Pittsburgh defeated Cleveland 43-0.

50 Devin Harper, LB

Games/Starts: 2023-1/0 Career-4/0
Playoffs: 2022-0/0 Career-0/0

	Solo	Tackles	Asst	Tot	Sks/ Yds	Tkl/ Loss	QB Prs	PBU	FF-FR
Last Game.....	0	1	-	1					
2023.....	0	1	-	1					
Career.....	0	1	-	1					

at N.Y. Giants (9/10) Played on special teams and defense where he recorded his first career tackle on an assist.

89 Peyton Hendershot, TE

Games/Starts: 2023-1/0 Career-18/2
Playoffs: 2022-1/0 Career-1/0

	Receiving					Rushing				
	Rec.	Yds.	Avg.	Lg	TD	Att.	Yds.	Avg.	Lg	TD
Last Game.....										
2023.....										
2022.....	11	103	9.4	29	2	1	2	2.0	2t	1

	Special Teams								
	Solo	Asst	—	Tot	FF	FR	BP	BFG	BXP
2022.....	3	1	—	4					

at N.Y. Giants (9/10) Played on offense and special teams.

67 Brock Hoffman, C

Games/Starts: 2023-1/0 Career-4/0
Playoffs: 2022-2/0 Career-2/0

at N.Y. Giants (9/10) Promoted from the practice squad and played on offense and special teams.

28 Malik Hooker, S

Games/Starts: 2023-1/1 Career-68/45
Playoffs: 2022-2/2 Career-4/3

	Tackles			Sks/ Yds	Tkl/ Loss	QB Prs	PBU	FF-FR
	Solo	Asst	— Tot					
Last Game.....	3	2	— 5					
2023.....	3	2	— 5					
Career.....	165	74	— 239		5(-11)		16	0-3

	Interceptions					Fumble Recoveries				
	No.	Yds.	Avg.	Lg	TD	No.	Yds.	Avg.	Lg	TD
Career.....	11	175	15.9	32	0	3	41	13.6	38t	1

	Special Teams		
	Solo	Asst	— Tot
Career.....	1	0	— 1

at N.Y. Giants (9/10) Posted five tackles in a start at safety. Part of a defense whose 40-0 victory marked the largest shutout in Cowboys history and the largest shutout in a NFL season opener since 1999 when Pittsburgh defeated Cleveland 43-0.

19 Noah Igbinoghene, CB

Games/Starts: 2023-1/0 Career-33/5
Playoffs: 2022-0/0 Career-0/0

	Tackles			Sks/ Yds	Tkl/ Loss	QB Prs	PBU	FF-FR
	Solo	Asst	— Tot					
Last Game.....								
2023.....								
Career.....	21	3	— 24				5	0-2

	Interceptions					Fumble Recoveries				
	No.	Yds.	Avg.	Lg	TD	No.	Yds.	Avg.	Lg	TD
Career.....	1	0	0.0	0	0	3	0	0.0	0	0

	Special Teams								
	Solo	Asst	—	Tot	FF	FR	BP	BFG	BXP
Career			—	5					

	Kickoff Returns				
	No.	Yds.	Avg.	Lg	TD
Career.....	4	68	17.0	22	0

at N.Y. Giants (9/10) Made his Cowboys debut and played on defense and special teams. Returned a blocked field goal 58 yards for his first career touchdown. It marked the first time Dallas returned a blocked field goal for a touchdown since against Minnesota (10/21/07) when Chris Canty made the block, and Patrick Watkins recovered the ball and returned it 68 yards for the score.

32 Ronald Jones, RB

Games/Starts: 2023-0/0 Career-61/25
Playoffs: 2022-1/0 Career-4/0

	Rushing					Receiving				
	Att.	Yds.	Avg.	Lg	TD	Rec.	Yds.	Avg.	Lg	TD
Last Week.....										
2023.....										
Career.....	505	2,244	4.4	98t	19	77	593	7.7	41	1

at N.Y. Giants (9/10) Reserve/Suspended.

1 Jayron Kearse, S

Games/Starts: 2023-1/1 Career-104/42
Playoffs: 2022-2/2 Career-6/3

	Tackles			Sks/ Yds	Tkl/ Loss	QB Prs	PBU	FF-FR
	Solo	Asst	— Tot					
Last Game.....	2	5	— 7			1		
2023.....	2	5	— 7			1		
Career.....	200	90	— 290	3.5(-18)	14(-30)	21	25	2-4

	Interceptions					Fumble Recoveries				
	No.	Yds.	Avg.	Lg	TD	No.	Yds.	Avg.	Lg	TD
Career.....	4	36	9.0	34	0	4	7	1.7	6	0

	Special Teams								
	Solo	Asst	—	Tot	FF	FR	BP	BFG	BXP
Career			—	45					

at N.Y. Giants (9/10) Started at safety and finished second on the defense with seven tackles and a hurry. Part of a defense whose 40-0 victory marked the largest shutout in Cowboys history and the largest shutout in a NFL season opener since 1999 when Pittsburgh defeated Cleveland 43-0.

88 CeeDee Lamb, WR

Games/Starts: 2023-1/1 Career-50/45
Playoffs: 2022-2/2 Career-3/3

	Receiving					Rushing				
	Rec.	Yds.	Avg.	Lg	TD	Att.	Yds.	Avg.	Lg	TD
Last Game.....	4	77	19.3	49	0					
2023.....	4	77	19.3	49	0					
Career.....	264	3,473	13.2	52t	20	29	205	7.1	33	1

	Punt Returns						Kickoff Returns				
	No.	Yds.	Avg.	FC	Lg	TD	No.	Yds.	Avg.	Lg	TD
Career	38	311	8.2	18	27	0	1	47	47.0	47t	1

at N.Y. Giants (9/10) Played in his 50th career game and paced all receivers with a game-high four receptions for 77 yards, including a long catch of 49 yards. Now has 3,473 career receiving yards to pass Dez Bryant (3,440) for the most receiving yards by a Cowboys player in their first 50 career games.

15 Trey Lance, QB

Games/Starts: 2023-0/0 Career-8/4
Playoffs: 2022-0/0 Career-0/0

	Passing									
	Att	Com	Yds	Pct	Yds/Att	TD	Int	Lng	Sk/Yds	Rtng
Last Game.....										
2023.....										
Career.....	102	56	797	54.9	7.8	5	3	76t	6/24	84.5

	Rushing					Receiving				
	Att.	Yds.	Avg.	Lg	TD	Rec.	Yds.	Avg.	Lg	TD
Last Game.....										
2023.....										
Career.....	54	235	4.4	15	1					

at N.Y. Giants (9/10) Inactive/third quarterback.

90 DeMarcus Lawrence, DE

Games/Starts: 2023-1/1 Career-121/103
Playoffs: 2022-2/2 Career-8/5

	Solo	Tackles		Tot	Sks/ Yds	Tkl/ Loss	QB Prs	PBU	FF-FR
Last Game.....	0	1	-	1	1.0(-9)		3		
2023.....	0	1	-	1	1.0(-9)		3		
Career.....	207	130	-	337	55.5(-447)	55(-127)	278	16	19-8

Interceptions						Fumble Recoveries				
	No.	Yds.	Avg.	Lg	TD	No.	Yds.	Avg.	Lg	TD
Career	2	53	26.5	40t	1	8	24	3.0	19t	1

at N.Y. Giants (9/10) Started the season opener and provided a tackle, a sack and three hurries. His sack contributed to a team seven sacks, second-most in a season opener in team history, trailing only the nine against Pittsburgh (9/4/94). Part of a defense whose 40-0 victory marked the largest shutout in Cowboys history and the largest shutout in a NFL season opener since 1999 when Pittsburgh defeated Cleveland 43-0.

2 Jourdan Lewis, CB

Games/Starts: 2023-0/0 Career-83/43
Playoffs: 2022-0/0 Career-3/0

	Solo	Tackles		Tot	Sks/ Yds	Tkl/ Loss	QB Prs	PBU	FF-FR
Last Game.....					INACTIVE				
2023.....									
Career.....	215	45	-	260	8.5(-46)	8(-16)	3	32	1-6

Interceptions						Fumble Recoveries				
Career	No.	Yds.	Avg.	Lg	TD	No.	Yds.	Avg.	Lg	TD
.....	8	140	17.5	66	0	6	87	14.5	63t	1

Special Teams					Rushing				
Career.....	Solo	Asst	-	Tot	Att.	Yds.	Avg.	Lg	TD
	3	0	-	3	2	12	6.0	7	0

Kickoff Returns					
	No.	Yds.	Avg.	Lg	TD
Career	2	38	19.0	19	0

at N.Y. Giants (9/10) Inactive.

40 Hunter Luepke, RB

Games/Starts: 2023-1/0 Career-1/0

	Att.	Rushing				Receiving				
Last Game.....		Yds.	Avg.	Lg	TD	Rec.	Yds.	Avg.	Lg	TD
2023.....										

at N.Y. Giants (9/10) Made his NFL debut on offense and special teams.

70 Zack Martin, G

Games/Starts: 2023-1/1 Career-138/138
Playoffs: 2022-2/2 Career-8/8

at N.Y. Giants (9/10) Started the season opener at right guard and blocked for an offense that generated 265 total net yards, including 122 yards on the ground highlighted by 70 yards and two rushing scores by Tony Pollard. The offensive line also did not allow a sack of Dak Prescott during 24 dropbacks as he passed for 143 yards.

24 Israel Mukuamu, S

Games/Starts: 2023-1/0 Career-20/3
Playoffs: 2022-2/0 Career-2/0

	Solo	Tackles		Tot	Sks/ Yds	Tkl/ Loss	QB Prs	PBU	FF-FR
Last Game.....									0-1
2023.....									0-1
Career.....	13	3	-	16			1		0-1

Interceptions						Fumble Recoveries				
	No.	Yds.	Avg.	Lg	TD	No.	Yds.	Avg.	Lg	TD
Career	1	0	0.0	0	0					

Special Teams					FR	BP	BFG	BXP
Career.....	Solo	Asst	-	Tot	FF			
	2	0	-	2				

at N.Y. Giants (9/10) Played on special teams and defense where he recovered his first career fumble.

97 Osa Odighizuwa, DT

Games/Starts: 2023-1/1 Career-34/30
Playoffs: 2022-2/2 Career-3/2

	Solo	Tackles		Tot	Sks/ Yds	Tkl/ Loss	QB Prs	PBU	FF-FR
Last Game.....	1	3	-	4	2.0(-11)		3		
2023.....	1	3	-	4	2.0(-11)		3		
Career.....	45	33	-	78	8.0(-58)	9(-23)	31		1-0

at N.Y. Giants (9/10) Started the season opener and tallied a career-high 2.0 sacks - his first career game with 2.0-or-more sacks - along with four tackles and three quarterback pressures. His sacks contributed to a team seven sacks, second-most in a season opener in team history, trailing only the nine against Pittsburgh (9/4/94). Part of a defense whose 40-0 victory marked the largest shutout in Cowboys history and the largest shutout in a NFL season opener since 1999 when Pittsburgh defeated Cleveland 43-0.

11 Micah Parsons, LB

Games/Starts: 2023-1/1 Career-34/34
Playoffs: 2022-2/2 Career-3/3

	Solo	Tackles		Tot	Sks/ Yds	Tkl/ Loss	QB Prs	PBU	FF-FR
Last Game.....	1	1	-	2	1.0(-10)		6		
2023.....	1	1	-	2	1.0(-10)		6		
Career.....	87	33	-	120	27.5(-219)	17(-45)	117	6	6-3

Career	Interceptions					Fumble Recoveries				
	No.	Yds.	Avg.	Lg	TD	No.	Yds.	Avg.	Lg	TD
						2	36	18.0	36t	1

at N.Y. Giants (9/10) Started at defensive end and posted two tackles, a sack and six quarterback pressures. His sack gave him 27.5 for his career - tied with Joey Bosa for the 10th-most in NFL history through a player's first 34 career games. His sack contributed to a team seven sacks, second-most in a season opener in team history, trailing only the nine against Pittsburgh (9/4/94). Part of a defense whose 40-0 victory marked the largest shutout in Cowboys history and the largest shutout in a NFL season opener since 1999 when Pittsburgh defeated Cleveland 43-0.

20 Tony Pollard, RB

Games/Starts: 2023-1/1 Career 63/7
Playoffs: 2022-2/0 Career-3/0

	Rushing					Receiving				
	Att.	Yds.	Avg.	Lg	TD	Rec.	Yds.	Avg.	Lg	TD
Last Game.....	14	70	5.0	25	2	2	12	6.0	7	0
2023.....	14	70	5.0	25	2	2	12	6.0	7	0
Career.....	524	2,686	5.1	58t	19	123	1,020	8.3	68t	5

	Kickoff Returns				
	No.	Yds.	Avg.	Lg	TD
Career.....	63	1,500	23.8	100t	1

	Special Teams								
	Solo	Asst	—	Tot	FF	FR	BP	BFG	BXP
Career	7	0	—	7					

at N.Y. Giants (9/10) Opened the season as the starting running back and rushed for 70 yards on 14 carries (5.0 avg.) and totaled two touchdowns on the ground, his fourth career game with multiple rushing touchdowns. Also became the 10th player in team history to rush for multiple touchdowns in a season opener, and the first since Marion Barber in 2008 (at Cleveland, 9/7).

4 Dak Prescott, QB

Games/Starts: 2023-1/1 Career-98/98
Playoffs: 2022-2/2 Career-6/6

	Passing									
	Att	Com	Yds	Pct	Yds/Att	TD	Int	Lng	Sk/Yds	Rtng
Last Game.....	24	13	143	54.2	6.0	0	0	49	0/0	72.0
2023.....	24	13	143	54.2	6.0	0	0	49	0/0	72.0
Career.....	3,307	2,198	25,086	66.6	7.6	166	65	90t	196/1,162	97.8

	Rushing					Receiving				
	Att.	Yds.	Avg.	Lg	TD	Rec.	Yds.	Avg.	Lg	TD
Last Game.....	1	6	6.0	6	0					
2023.....	1	6	6.0	6	0					
Career.....	353	1,648	4.7	42	26	1	11	11.0	11t	1

at N.Y. Giants (9/10) Opened the season 13-of-24 (54.2) for 143 yards with no touchdowns and no interceptions. Also added one rush for six yards. Won his 11th consecutive start against the New York Giants, tying Roger Staubach with the longest win streak against the Giants since 1950. Also improved his career record against the NFC East to 28-7, and in total, his 62 career wins tied Danny White for the fourth-most wins among Cowboys quarterbacks. Eclipsed 25,000 career passing yards (25,086), joining Aaron Rodgers as the only two players in NFL history to amass 25,000 passing yards and 1,500 rushing yards in their first 100 career games.

76 Asim Richards, T

Games/Starts: 2023-1/0 Career-1/0

at N.Y. Giants (9/10) Made his NFL debut late in the second half on offense.

10 Cooper Rush, QB

Games/Starts: 2023-1/0 Career-20/6
Playoffs: 2022-0/0 Career-0/0

	Passing									
	Att	Com	Yds	Pct	Yds/Att	TD	Int	Lng	Sk/Yds	Rtng
Last Game.....	1	0	0	0.0	0.0	0	0	0	0/0	39.6
2023.....	1	0	0	0.0	0.0	0	0	0	0/0	39.6
Career.....	213	125	1,475	59.0	6.9	8	4	73t	10/68	84.5

	Rushing					Receiving				
	Att.	Yds.	Avg.	Lg	TD	Rec.	Yds.	Avg.	Lg	TD
Career.....	20	11	0.6	15	0					

at N.Y. Giants (9/10) Entered the game in the fourth quarter with the score well in hand and attempted one pass that was incomplete.

86 Luke Schoonmaker, TE

Games/Starts: 2023-1/0 Career-1/0

	Receiving				
	Rec.	Yds.	Avg.	Lg	TD
Last Game.....					
2023.....					

at N.Y. Giants (9/10) Made his NFL debut on offense and special teams.

37 Eric Scott, CB

Games/Starts: 2023-0/0 Career-0/0

	Solo	Tackles	Asst	—	Tot	Sks/ Yds	Tkl/ Loss	QB Prs	PBU	FF-FR
Last Game.....										
2023.....						INACTIVE				

at N.Y. Giants (9/10) Inactive.

44 Trent Sieg, LS

Games/Starts: 2023-1/0 Career-81/80
Playoffs: 2022-0/0 Career-1/0

	Special Teams								
	Solo	Asst	—	Tot	FF	FR	BP	BFG	BXP
Career.....	2	2	—	4					

at N.Y. Giants (9/10) Made his Cowboys debut while contributing clean snaps on five extra points, three punts and two field goals.

58 Mazi Smith, DT

Games/Starts: 2023-1/0 Career-1/0

	Solo	Tackles	Asst	—	Tot	Sks/ Yds	Tkl/ Loss	QB Prs	PBU	FF-FR
Last Game.....	1	1	—		2		1(-2)	1		
2023.....	1	1	—		2		1(-2)	1		

at N.Y. Giants (9/10) In his NFL debut, posted two tackles, a tackle for loss and a quarterback pressure - the first stats of his career. Part of a defense whose 40-0 victory marked the largest shutout in Cowboys history and the largest shutout in a NFL season opener since 1999 when Pittsburgh defeated Cleveland 43-0.

73 Tyler Smith, G/T

Games/Starts: 2023-0/0 Career-17/17
Playoffs: 2022-2/2 Career-2/2

at N.Y. Giants (9/10) Inactive/Injured-Hamstring.

77 Tyron Smith, T

Games/Starts: 2023-1/1 Career-149/149
Playoffs: 2022-2/2 Career-8/8

at N.Y. Giants (9/10) Started the season opener at left tackle and blocked for an offense that generated 265 total net yards, including 122 yards on the ground highlighted by 70 yards and two rushing scores by Tony Pollard. The offensive line also did not allow a sack of Dak Prescott during 24 dropbacks as he passed for 143 yards.

78 Terence Steele, T

Games/Starts: 2023-1/1 Career-46/41
Playoffs: 2022-0/0 Career-1/0

at N.Y. Giants (9/10) Started the season opener at right tackle and blocked for an offense that generated 265 total net yards, including 122 yards on the ground highlighted by 70 yards and two rushing scores by Tony Pollard. The offensive line also did not allow a sack of Dak Prescott during 24 dropbacks as he passed for 143 yards.

30 Juanyeh Thomas, S

Games/Starts: 2023-1/1 Career-1/1
Playoffs: 2022-0/0 Career-0/0

	Solo	Tackles	Asst	Tot	Sks/ Yds	Tkl/ Loss	QB Prs	PBU	FF-FR
Last Game.....	1	1	—	2			1	1	
2023.....	1	1	—	2			1	1	
Career.....	1	1	—	2			1	1	

	Solo	Special Teams	Asst	Tot	FF	FR	BP	BFG	BXP
Career.....								1	

at N.Y. Giants (9/10) Started in his first career game when the team started in a three safety set and logged two tackles, a quarterback pressure and a pass breakup - all the first stats of his career. Also blocked his first career field goal that was returned 58 yards for a touchdown by Noah Igbinoghene on New York's first offensive drive. Part of a defense whose 40-0 victory marked the largest shutout in Cowboys history and the largest shutout in a NFL season opener since 1999 when Pittsburgh defeated Cleveland 43-0.

18 Jalen Tolbert, WR

Games/Starts: 2023-1/0 Career-9/1
Playoffs: 2022-0/0 Career-0/0

	Rec.	Yds.	Avg.	Lg	TD
Last Game.....					
2023.....					
Career.....	2	12	6.0	8	0

	Solo	Special Teams	Asst	Tot	FF	FR	BP	BFG	BXP
Last Game.....	1			1					
2023.....	1			1					
Career.....	1			1					

at N.Y. Giants (9/10) Played on offense and special teams in the season opener, and although he didn't catch a pass on offense, he did make his first career tackle on special teams.

9 KaVontae Turpin, WR

Games/Starts: 2023-1/0 Career-18/0
Playoffs: 2022-2/0 Career-2/0

	Rec.	Yds.	Avg.	Lg	TD	Att.	Yds.	Avg.	Lg	TD
Last Game.....	2	11	5.5	7	0	3	14	4.7	7t	1
2023.....	2	11	5.5	7	0	3	14	4.7	7t	1
Career.....	3	20	6.7	9	0	6	31	5.2	11	1

	No.	Yds.	Avg.	FC	Lg	TD	No.	Yds.	Avg.	Lg	TD
Last Game.....	2	17	8.5	0	10	0	0	0	0.0	0	0
2023.....	2	17	8.5	0	10	0	0	0	0.0	0	0
Career.....	31	320	10.3	26	52	0	21	508	24.2	63	0

	Solo	Special Teams	Asst	Tot	FF	FR	BP	BFG	BXP
Career.....	1			1					

at N.Y. Giants (9/10) In the season opener on offense had two receptions for 11 yards and rushed three times for 14 yards and his first career touchdown. Also returned two punts for 17 yards.

55 Leighton Vander Esch, LB

Games/Starts: 2023-1/1 Career-67/61
Playoffs: 2022-2/2 Career-5/5

	Solo	Tackles	Asst	Tot	Sks/ Yds	Tkl/ Loss	QB Prs	PBU	FF-FR
Last Game.....	4	2	—	6			2		
2022.....	4	2	—	6			2		
Career.....	358	170	—	528	3.5(-23)	12(-25)	18	13	3-0

	No.	Yds.	Avg.	Lg	TD	No.	Yds.	Avg.	Lg	TD
Career.....	3	63	21.0	28	0					

	Solo	Special Teams	Asst	Tot	FF	FR	BP	BFG	BXP
Career.....	1			3					

at N.Y. Giants (9/10) Logged six tackles and two hurries. Part of a defense whose 40-0 victory marked the largest shutout in Cowboys history and the largest shutout in a NFL season opener since 1999 when Pittsburgh defeated Cleveland 43-0.

42 Deuce Vaughn, RB

Games/Starts: 2023-1/0 Career-1/0

	Att.	Yds.	Avg.	Lg	TD	Rec.	Yds.	Avg.	Lg	TD
Last Game.....	6	8	1.3	5	0	0	0	0.0	0	0
2023.....	6	8	1.3	5	0	0	0	0.0	0	0

at N.Y. Giants (9/10) Made his NFL debut on special teams and on offense, where he carried the ball six times for eight yards - his first career stats - in the fourth quarter.

54 Sam Williams, DE

Games/Starts: 2023-1/0 Career-16/0
Playoffs: 2022-2/0 Career-2/0

	Solo	Tackles	Asst	Tot	Sks/ Yds	Tkl/ Loss	QB Prs	PBU	FF-FR
Last Game.....	0	2	—	2			3		
2023.....	0	2	—	2			3		
Career.....	12	9	—	21	4.0(-26)	7(-15)	23	1	1-3

at N.Y. Giants (9/10) Had two stops and three hurries. Part of a defense whose 40-0 victory marked the largest shutout in Cowboys history and the largest shutout in a NFL season opener since 1999 when Pittsburgh defeated Cleveland 43-0.

6 Donovan Wilson, S

Games/Starts: 2023-0/0 Career-51/30
Playoffs: 2022-2/2 Career-3/3

	Solo	Tackles	Asst	Tot	Sks/ Yds	Tkl/ Loss	QB Prs	PBU	FF-FR
Last Game.....									
2023.....									
Career.....	150	55	—	205	8.5(-60)	6(-11)	12	7	5-3

	No.	Yds.	Avg.	Lg	TD	No.	Yds.	Avg.	Lg	TD
Career.....	3	0	0.0	0	0	2	0	0.0	0	0

	Solo	Special Teams	Asst	Tot	FF	FR	BP	BFG	BXP
Career.....	10			11					

at N.Y. Giants (9/10) Inactive/Injured-Calf.