



# GAME NOTES

GAME 12

## SEAHAWKS vs COWBOYS

THURSDAY, NOVEMBER 30 at 7:15 PM CST  
AT&T STADIUM

DELIVERED BY:



### QUICK FACTS

**Dallas Cowboys (8-3)**  
**vs.**  
**Seattle Seahawks (6-5)**

**Regular Season Series Record:**  
Dallas leads the series 10-9

**Last Meeting:**  
@ Seattle 38, Dallas 31, Sept. 27, 2020

**Last Regular Season Meeting in Dallas:**  
Seattle 21, Dallas 12, Dec. 24, 2017

**Last Regular Season Cowboys Win:**  
Dallas 30, @ Seattle 23, Oct. 12, 2014

**Series Streak:**  
Seattle has won the last four regular season meetings.

### COWBOYS PR ON TWITTER

The official Twitter account of the Dallas Cowboys Public Relations team (@DallasCowboysPR) will provide pertinent stats, information, transactions, game updates and more throughout the week and on gameday. Follow us for the most up-to-date info related to the Cowboys organization.

### TELEVISION & RADIO

#### PRIME VIDEO

PxP: Al Michaels  
Analyst: Kirk Herbstreit  
Sideline: Kaylee Hartung

#### KRLD-FM 105.3 THE FAN

Play-By-Play: Brad Sham  
Analyst: Babe Laufenberg  
Sideline Reporter: Kristi Scales

#### KMVK-FM 107.5 Mega

Play-By-Play: Victor Villalba  
Analyst: Luis Perez  
Sideline Reporter: Carlos Nava

#### COMPASS MEDIA (National)

Play-By-Play: Kevin Ray  
Analyst: Danny White

#### WESTWOOD ONE RADIO

PxP: John Sadak  
Analyst: Mike Mayock

### BY THE NUMBERS

20

The Dallas Cowboys are the first team in NFL history to win each of their first five home games by 20-plus points.

3.83

Dak Prescott is second in the NFL with 23 passing touchdowns with just six interceptions, a 3.83 touchdown-to-interception ratio that ranks second in the NFL in 2023.

6

Dallas has scored six defensive touchdowns in 2023, tying the 2021 Cowboys squad for the most defensive touchdowns in a season in team history. Since Dan Quinn arrived as the defensive play caller in 2021, the Cowboys lead the league in defensive scores (15).

## ★ TABLE OF CONTENTS ★

Radio and TV broadcast info .....	1
Dallas Cowboys media schedule .....	1
Dallas Cowboys OMG info .....	1
Cowboys PR contact info .....	1
Dallas Cowboys 2023 schedule .....	2
2023 Team Captains .....	2
Cowboys Round Up .....	3
What to watch for .....	4
Mike McCarthy Facts and Figures .....	5
2023 Coaching Staff .....	5
Mike McCarthy coaching record .....	6
Head coach bios .....	6
Player highlights .....	7
Series history .....	7
AT&T Stadium stats and figures .....	8
A Championship Tradition .....	9
Pro Bowl Numbers .....	9
Individual Notes .....	10-25
Dak Prescott .....	10-14
CeeDee Lamb .....	15-17
Jake Ferguson .....	17
Tony Pollard .....	18
Offensive Notes .....	19-20
Secondary Notes .....	21
Micah Parsons .....	22-23
Defensive Notes .....	23-24
Special Teams Notes .....	25
Unofficial Depth Chart .....	26
Pronunciation Guide .....	27
Alphabetical Roster .....	27
Numerical Roster .....	28
Positional Roster .....	29
How The Cowboys Were Built .....	30
Contract Status .....	31
Contract Analysis .....	32
When The Cowboys Were Built .....	33
Transactions by Date .....	33
Transactions by Player .....	34
Team and Individual Stats .....	35-44
2023 Regular Season Stats .....	36
2023 Defensive Stats .....	37
Misc. Stats .....	38-44
Non-Media Guide Bios .....	45-48
Updated Player Bios .....	49-59

## ★ UNIFORM MATCHUP ★

Below is this week's uniform matchup for the Dallas Cowboys vs. Seattle Seahawks:



## ★ 2023 TEAM CAPTAINS ★

The Dallas Cowboys select three team captains weekly throughout the season, as chosen by the team prior to that week's game. Below are the captains from each week of the 2023 season:

### 2023 Dallas Cowboys Captains

<b>Week 1 - at N.Y. Giants</b> Offense ..... Tony Pollard Defense ..... DeMarcus Lawrence Special Teams ... C.J. Goodwin	<b>Week 2 - vs. N.Y. Jets</b> Offense ..... CeeDee Lamb Defense ..... Osa Odighizuwa Special Teams .. Juanyeh Thomas
<b>Week 3 - at Arizona</b> Offense ..... Tyron Smith Defense ..... Leighton Vander Esch Special Teams ... Peyton Hendershot	<b>Week 4 - vs. New England</b> Offense ..... Brandin Cooks Defense ..... Malik Hooker Special Teams .. Markquese Bell
<b>Week 5 - at San Francisco</b> Offense ..... Dak Prescott Defense ..... DaRon Bland Special Teams ... Bryan Anger	<b>Week 6 - at LA Chargers</b> Offense ..... Zack Martin Defense ..... Micah Parsons Special Teams .. Malik Jefferson
<b>Week 8 - vs. LA Rams</b> Offense ..... Jake Ferguson Defense ..... Jayron Kearsae Special Teams ... Trent Sieg	<b>Week 9 - at Philadelphia</b> Offense ..... Tyler Biadasz Defense ..... Donovan Wilson Special Teams .. Sam Williams
<b>Week 10 vs. N.Y. Giants</b> Offense ..... Tyler Smith Defense ..... Damone Clark Special Teams ... Israel Mukuamu	<b>Week 11 at Carolina</b> Offense ..... Rico Dowdle Defense ..... Stephon Gilmore Special Teams .. Nahshon Wright
<b>Week 12 vs. Washington</b> Offense ..... Michael Gallup Defense ..... Dorance Armstrong Special Teams ... Sean McKeon	

### 2023 DALLAS COWBOYS SCHEDULE

DATE	REGULAR SEASON (TV)	KICKOFF (CT)
Sun., Sept. 10	@ N.Y. Giants (NBC)	W, 40-0
Sun., Sept. 17	<b>N.Y. JETS (CBS)</b>	<b>W, 30-10</b>
Sun., Sept. 24	@ Arizona (FOX)	L, 16-28
Sun., Oct. 1	<b>NEW ENGLAND (FOX)</b>	<b>W, 38-3</b>
Sun., Oct. 8	@ San Francisco (NBC)	L, 10-42
Mon., Oct. 16	@ LA Chargers (ESPN)	W, 20-17
Sun., Oct. 22	BYE	
Sun., Oct. 29	<b>LA RAMS (FOX)</b>	<b>W, 43-20</b>
Sun., Nov. 5	@ Philadelphia (FOX)	L, 23-28
Sun., Nov. 12	<b>N.Y. GIANTS (FOX)</b>	<b>W, 49-17</b>
Sun., Nov. 19	@ Carolina (FOX)	W, 33-10
Thurs., Nov. 23	<b>WASHINGTON (CBS)</b>	<b>W, 45-10</b>
Thurs., Nov. 30	<b>SEATTLE (Prime Video)</b>	<b>7:15 p.m.</b>
Sun., Dec. 10	<b>PHILADELPHIA (FOX)</b>	<b>7:20 p.m.</b>
Sun., Dec. 17	@ Buffalo (FOX)	3:25 p.m.
Sun., Dec. 24	@ Miami (FOX)	3:25 p.m.
Sat., Dec. 30	<b>DETROIT (ESPN/ABC)</b>	<b>7:15 p.m.</b>
Sat/Sun., Jan. 6/7	@ Washington (TBD)	TBD

Home Games in BOLD

## ★ DALLASCOWBOYS.COM ★

The Dallas Cowboys official website offers the best collection of timely articles, press conferences and videos, combined with the best spot to purchase tickets and order merchandise from the Cowboys Pro Shop. From the latest news to the latest apparel, there is no better place to visit than DallasCowboys.com.

To view the latest press conferences featuring coaches, player interviews from daily locker room sessions, radio interviews with Cowboys front office executives and Dallas Cowboys game highlights, visit <https://www.dallascowboys.com/all-media/>



# Round Up

A look at this week's top storylines



VS



Dallas Cowboys (8-3) vs Seattle Seahawks (6-5) • Thursday, Nov. 30, 2023, 7:15 p.m. CDT

## Team Spotlight:

# DARON BLAND



- ★ With an interception returned for a touchdown against Washington last week, DaRon Bland established an NFL record for the most pick-sixes in a season (five).
- ★ Bland leads the NFL with seven interceptions in 2023, and his 12 career interceptions are the most among all NFL players since he was drafted in 2022.
- ★ Bland has five touchdowns in 2023, the most by any NFL non-offensive player since J.J. Watt in 2014. Bland is also one-of-five non-offensive players since the NFL merger with five touchdowns in a season.

Player	TD	Season	GP
<i>DaRon Bland, Dal</i>	5	2023	11
J.J. Watt, Hou	5	2014	16
Devin Hester, Chi	8	2007	16
Devin Hester, Chi	5	2006	16
Roy Green, STL	5	1981	16
Ken Houston, Hou	5	1971	14

## DOOMSDAY DEFENSE

- ★ The Dallas secondary is tied for third in the NFL with 12 interceptions in 2023 and is allowing a mere 167.2 net passing yards-per-game, good for second in the league. The last time Dallas allowed less net passing yards-per-game through the first 11 games of a season was in 2003 (156.1).
- ★ In 2023, Dallas leads the league with six defensive touchdowns, tying the single-season franchise record of six defensive touchdowns set in 2021. The last NFL team with six defensive touchdowns in the first 11 games of a season was Chicago in 2018.



## ★ WHAT TO WATCH FOR IN WEEK 13 ★

4

### DAK PRESCOTT

- \* In five home games this season, Dak Prescott has recorded a 129.3 passer rating, the second-highest home passer rating in the NFL in 2023.
- \* In his last three home games, Prescott has tallied at least 300 passing yards and four passing touchdowns, tied with Drew Brees (2013) for the longest such streak in NFL history. With a 300-yard, four-touchdown performance on Thursday, Prescott would be the first player in NFL history with 300 yards and four touchdown passes in four straight home games.
- \* With 300 passing yards and three passing touchdowns on Thursday, Prescott would be the first quarterback since at least 1994 with 300 yards and three touchdowns in four games during any month.
- \* Prescott has thrown for multiple touchdown passes in five straight games, the longest active streak in the NFL. With two-or-more passing touchdowns on Thursday he will tie his career-long streak of six straight games with multiple touchdown passes. Tony Romo has the franchise record with seven games.

11

### MICAH PARSONS

- \* Micah Parsons has 13 career multi-sack games and needs 1.5 sacks on Thursday to tie Richard Dent for the third-most multi-sack games in an NFL player's first three seasons. With his 14th multi-sack game, Parsons would also tie Randy White (14) for the fourth-most multi-sack games in franchise history.

20

### TONY POLLARD

- \* Tony Pollard has rushed for a touchdown in back-to-back games. With a rushing touchdown on Thursday, Pollard would record a three-game rushing touchdown streak for the first time in his career.
- \* Pollard (902) needs 98 scrimmage yards to reach 1,000 scrimmage yards for the season. It would mark his third consecutive season with 1,000 scrimmage yards and make him one-of-eight Cowboys running backs to have three seasons with 1,000 scrimmage yards.

17

### BRANDON AUBREY

- \* Brandon Aubrey has made five field goals from 50-plus yards in 2023, and he needs one more make from 50-plus yards to tie Brett Maher for the most 50-yard field goals by a Cowboys rookie.

87

### JAKE FERGUSON

- \* Jake Ferguson needs a receiving touchdown on Sunday for his seventh career touchdown catch, which would tie Jason Witten for the second-most in a Cowboys tight end's first two seasons. Billy Joe Dupree had the most touchdown catches with nine in his first two seasons.

88

### CEEDEE LAMB

- \* With 100 receiving yards at Carolina, CeeDee Lamb would pass Bob Hayes (15 games) for the most 100-yard games in a Cowboys player's first four seasons. It would also mark Lamb's sixth 100-yard receiving game in 2023, a single season career-high.



### DALLAS COWBOYS

- \* Dallas has won seven games by 20-plus points in 2023, tied with the 1968 Cowboys team for the most 20-point wins in a season in franchise history. With a 20-point win on Thursday, Dallas will set the franchise record for most 20-point wins in a season (eight).
- \* The Cowboys have scored six defensive touchdowns in 2023 and needs one more defensive score set the franchise record for most defensive touchdowns in a season (seven).
- \* Dallas is the only team in the NFL to not trail at any point during a home game in 2023.
- \* Since Thursday Night Football started airing in 2006, the Cowboys have played nine contests on the *TNF* broadcast. Dallas is 7-2 in *TNF* games.

## ★ COWBOYS & PEPSI ★



Pepsi and the Cowboys are proud to celebrate the Dallas Cowboys Hall of Fame Game! At 5pm ahead of the game, Arlington ISD students from the Dr. Marcelo Cavazos Center for Visual Performing Arts will recognize DeMarcus Ware and his Hall of Fame induction with a special statue they created in his honor out of upcycled materials in the AT&T Stadium West Plaza. PepsiCo and the Cowboys awarded the art program with a \$5,000 grant last week as part of National Recycling Day and are proud to recognize the students for their amazing work.

For the second consecutive year, PepsiCo and the Cowboys have partnered to make it easier and fun for fans to "Rush to Recycle" at AT&T Stadium all season long. Refreshed and clearly branded recycling bins are stationed throughout the stadium to help fans easily sort their waste while cheering on the Cowboys. Fans that recycle on Thursday, will receive a Pepsi Cowboys clear fanny pack! Fans can also play the digital recycling game available through the Cowboys app <https://dallascowboys.com/pepsitrashtalk> to learn more about sustainability.

# MIKE McCARTHY

## Head Coach

Baker University

Head Coach: 17th Year • NFL: 30th Year • Cowboys: 4th Year



### ★ WINNING HEAD COACH ★

The Dallas Cowboys named Mike McCarthy the ninth head coach in franchise history on Jan. 5, 2020. Along with 13 years of head coaching experience and 13 additional years as an assistant coach in the NFL, McCarthy came to Dallas with a 125-77-2 regular season coaching record - all with the Green Bay Packers (2006-18).

After a 38-23 record in his fourth season with Dallas, he owns the fifth-most wins (18th all-time) and sixth-highest winning percentage (.619) among qualifying active NFL coaches. His teams have qualified for the postseason 11 times, won six NFC North Division titles and one NFC East title, made four NFC Championship Game appearances and took home a Super Bowl XLV championship.

#### Most Regular Season Wins by Active Head Coach

Coach	Years	Won	Loss	Tied	Pct
Bill Belichick.....	1991-2023	300	161	0	.651
Andy Reid.....	1999-2023	255	141	1	.644
Mike Tomlin.....	2007-2023	170	97	2	.636
Pete Carroll.....	1994-2023	167	117	1	.588
<b>Mike McCarthy.....</b>	<b>2006-2023</b>	<b>163</b>	<b>100</b>	<b>2</b>	<b>.619</b>
John Harbaugh.....	2008-2023	156	98	0	.614

### ★ 2023 ASSISTANT COACHES ★

#### (S) Sideline; (B) Booth OFFENSE

Brian Schottenheimer (S).....	Offensive Coordinator
Jeff Blasko (B).....	Run Game Coord./Running Backs
Ramon Chinyang Sr. (B).....	Quality Control/Asst. Offensive Line
Ryan Feder (B).....	Offensive Asst./Game Management
Will Harriger (B).....	Quality Control/Offensive Asst.
Evan Harrington (S).....	Offensive Assistant
Chase Haslett (B).....	Assistant Tight Ends
Robert Prince (S).....	Wide Receivers
Mike Solari (S).....	Offensive Line
Scott Tolzien (B).....	Quarterbacks
Lunda Wells (S).....	Tight Ends

#### DEFENSE

Dan Quinn (B).....	Defensive Coordinator
Aden Durde (S).....	Defensive Line
Shariff Floyd (S).....	Quality Control/Asst. Defensive Line
Al Harris (S).....	Defensive Backs
Cannon Matthews (S).....	Asst. Defensive Backs
Scott McCurley (S).....	Linebackers
Pete Ohnegian (B).....	Quality Control/Defensive Asst.
Eric Simonelli (B).....	Quality Control/Analytics
Darian Thompson (B).....	Quality Control/Asst. Linebackers
Joe Whitt Jr. (B).....	Secondary/Defensive Pass Game Coord.

#### SPECIAL TEAMS

John Fassel (S).....	Special Teams Coordinator
Rayna Stewart (B).....	Asst. Special Teams

#### STRENGTH AND CONDITIONING

Harold Nash Jr. (S).....	Strength and Conditioning Coordinator
Cedric Smith (S).....	Asst. Strength and Conditioning
Kendall Smith (S).....	Asst. Strength and Conditioning

### ★ TOP OF THE LINE ★

In 2023, Mike McCarthy has the Cowboys ranked at the top of the league in several key categories:

**1<sup>st</sup>**

**10-Play Drives (31)**

**1<sup>st</sup>**

**Points-Per-Game (31.5)**

**5<sup>th</sup>**

**Yards-Per-Game (377.6)**

**+7**

**Turnover Differential - 5th in the NFL**

### ★ McCARTHY'S RECORD WHEN... ★

Below is a look at Mike McCarthy's head coaching record under several different circumstances:

Regular season.....	163-100-2
Postseason.....	11-10
Overall.....	174-110-2

	Regular	Post
September.....	36-20-1	
October.....	44-20	
November.....	32-37-1	
December.....	46-19	
January.....	5-4	10-10
February.....		1-0
Playing at home.....	95-35-2	5-4
Playing on the road.....	67-65	6-6
Playing at AT&T Stadium.....	23-8	2-1
Playing in prime time.....	39-35	4-1
Thursday.....	14-8	
Saturday.....	3-1	3-2
Sunday.....	135-80-2	7-8
Monday.....	11-10	1-0
Tuesday.....	0-1	
Playing against the NFC East.....	30-17	5-2
Playing against the rest of the NFC.....	112-67-2	5-8
Playing against the AFC.....	40-28	1-0
Playing on grass surface.....	103-60-2	8-7
Playing on artificial surface.....	60-41	3-3
Post Bye.....	12-5	
Post Bye Home.....	5-1	
Post Bye Road.....	7-4	
When scoring 30-plus points.....	93-10	7-2
When team scores first.....	114-37-2	5-2
When team leads at halftime.....	128-23-1	10-2

# ★ MCCARTHY'S HEAD COACHING RECORD AND COACHING EXPERIENCE ★

Year	Team	Regular Season				Result	Postseason			Result	McCarthy vs. NFL (Reg. Season)				
		W	L	T	Pct.		W	L	Pct.		Team	W	L	T	PCT.
2006	Green Bay	8	8	0	.500	2nd NFC North					Arizona	3	5	0	0.375
2007	Green Bay	13	3	0	.813	1st NFC North	1	1	.500	NFC Championship Game	Atlanta	5	4	0	0.556
2008	Green Bay	6	10	0	.375	3rd NFC North					Baltimore	2	2	0	0.500
2009	Green Bay	11	5	0	.688	2nd NFC North	0	1	.000	Wild Card Game	Buffalo	2	2	0	0.500
2010	Green Bay	10	6	0	.625	2nd NFC North	4	0	1.000	Super Bowl XLV	Carolina	5	3	0	0.625
2011	Green Bay	15	1	0	.938	1st NFC North	0	1	.000	Divisional Game	Chicago	19	7	0	0.731
2012	Green Bay	11	5	0	.688	1st NFC North	1	1	.500	Divisional Game	Cincinnati	3	2	0	0.600
2013	Green Bay	8	7	1	.531	1st NFC North	0	1	.000	Wild Card Game	Cleveland	3	1	0	0.750
2014	Green Bay	12	4	0	.750	1st NFC North	1	1	.500	NFC Championship Game	Dallas	5	3	0	0.625
2015	Green Bay	10	6	0	.625	2nd NFC North	1	1	.500	Divisional Game	Denver	2	2	0	0.500
2016	Green Bay	10	6	0	.625	1st NFC North	2	1	.667	NFC Championship Game	Detroit	19	7	0	0.731
2017	Green Bay	7	9	0	.438	3rd NFC North					Green Bay	0	1	0	0.000
2018	Green Bay	4	7	1	.375						Houston	3	1	0	0.750
2020	Dallas	6	10	0	.375	3rd NFC East					Indianapolis	2	2	0	0.500
2021	Dallas	12	5	0	.714	1st NFC East	0	1	.000	Wild Card Game	Jacksonville	2	2	0	0.500
2022	Dallas	12	5	0	.714	2nd NFC East	1	1	.500	Divisional Game	Kansas City	2	2	0	0.500
2023	Dallas	8	3	0	.727						LA Chargers	5	0	0	1.000
<b>Totals</b>		<b>163</b>	<b>100</b>	<b>2</b>	<b>.619</b>		<b>11</b>	<b>10</b>	<b>.524</b>		LA Rams	7	3	0	0.700
											Las Vegas	3	1	0	0.750
											Miami	3	1	0	0.750
											Minnesota	18	9	2	0.667
											New England	3	3	0	0.500
											New Orleans	3	4	0	0.429
											N.Y. Giants	11	3	0	0.786
											N.Y. Jets	3	1	0	0.750
											Philadelphia	8	5	0	0.615
											Pittsburgh	0	4	0	0.000
											San Francisco	6	3	0	0.667
											Seattle	5	5	0	0.500
											Tampa Bay	3	4	0	0.429
											Tennessee	2	2	0	0.500
											Washington	6	6	0	0.500
											<b>Totals</b>	<b>163</b>	<b>100</b>	<b>2</b>	<b>0.619</b>

Year	Position, Team
1987-88	Graduate Assistant, Fort Hays State
1989-91	Graduate Assistant, Pittsburgh
1992	Wide Receivers, Pittsburgh
1993-94	Offensive Quality Control, Kansas City Chiefs
1995-98	Quarterbacks, Kansas City Chiefs
1999	Quarterbacks, Green Bay Packers
2000-04	Offensive Coordinator, New Orleans Saints
2005	Offensive Coordinator, San Francisco 49ers
2006-18	Head Coach, Green Bay Packers
2020-23	Head Coach, Dallas Cowboys

## ★ HEAD COACHES ★

### MIKE MCCARTHY (163-100-2, 17th Year, 38-23 with Dallas)

The Dallas Cowboys named Mike McCarthy the ninth head coach in franchise history on Jan. 8, 2020, and he has led the franchise to back-to-back playoff appearances for the first time since 2006-07. He also won 12 games in each of the last two seasons, the first time Dallas posted consecutive seasons with 12-plus wins since 1994-95.

McCarthy is in his 17th year as a head coach - 13 with Green Bay and four with Dallas - along with 13 years as an assistant coach in the NFL, including six as an offensive coordinator.

As a head coach, McCarthy has racked up a 163-100-2 regular season coaching record, and he owns the fifth-most wins (18th all-time) among active NFL coaches. His teams have qualified for the postseason 11 times, won six NFC North Division titles, one NFC East title, made four NFC Championship Game appearances and took home a Super Bowl XLV championship held at AT&T Stadium in Arlington, Texas, following the 2010 NFL season.

In 2022 McCarthy led the charges of a team that finished 12-5 for the second straight season to mark the first time in his career and the first time for Dallas since 1994-95 to record consecutive 12-plus win seasons. En route to the team's second straight playoff berth (first time since 2006-07), the Dallas offense finished third in the league in points (467, fourth in points-per-game) while the defense led the league in takeaways for the second consecutive season.

During his time in Green Bay, McCarthy was known as a prolific offensive mind and the primary play-caller for the Packers. McCarthy's offense finished fourth in the NFL in total offense and third in points-per-game through his 14-year stint with the club.

McCarthy is only the fourth head coach in NFL history to lead a single franchise to eight-or-more consecutive playoff appearances, joining Tom Landry, Chuck Noll and Bill Belichick. Those eight appearances from 2009-16 were more than the rest of the NFC North Division combined over that span (Minnesota, three; Detroit, three; Chicago, one).

McCarthy's nine playoff appearances overall are the most by a Packers coach since the NFL postseason began in 1933, and he guided the Packers to a franchise-record fourth consecutive division title in 2014. With the victory over Dallas in the 2016 playoffs, McCarthy surpassed Vince Lombardi and Mike Holmgren for the most playoff victories in team history (10).

### PETE CARROLL (167-117-1, 18th Year, 134-86-1 with Sea)

On Jan. 11, 2010, Pete Carroll was named the eighth head coach in Seattle history and has turned the Seahawks into one of the most competitive NFL franchises in the last decade. Carroll has 29 years of NFL experience to go along with 19 years at the collegiate ranks.

Carroll has been the most successful coach to land in Seattle, holding the franchise record with 128 wins in his 13-plus years with the club. He also holds a 167-117-1 career regular season record and ranks fourth in regular season wins among active NFL coaches.

Carroll, a five-time NFC West champion, posted 10-plus wins in five consecutive seasons (2012-16). Carroll has advanced to the playoffs in 10-of-13 seasons with the Seahawks, advanced to the divisional round seven times while winning two NFC Championships and a Super Bowl.

Seattle led the NFL in scoring defense for four-consecutive seasons from 2012-15, becoming the first defense in the Super Bowl era to accomplish the feat. Cleveland led the league in scoring defense for a record five-straight seasons from 1953-57 in 12-game seasons.

After missing the postseason in 2021 and losing several key veterans, Seattle returned to the playoffs in 2022 with a 9-8 record, claiming the last NFC Wild Card spot. Carroll became the ninth head coach in NFL history to make the playoffs in 12 different seasons. Under Carroll, quarterback Geno Smith was named Comeback Player of the Year while leading the NFL and setting a franchise record in completion percentage (69.8%). He also set franchise records in passing yards (4,282).

Prior to his arrival in Seattle, Carroll guided Southern California on one of the most successful runs in college football history. In his nine years at USC, Carroll won seven consecutive Pac-10 titles, two national championships and posted a 97-19 overall record. USC became the first school to have three Heisman Trophy winners in a four-year span.

Before landing at USC, Carroll had two previous head coaching stints in the NFL at the New York Jets (1990-1993) and New England Patriots (1997-1999). He has also served as a defensive coordinator for San Francisco and the New York Jets.



## ★ PLAYER HIGHLIGHTS VS. SEA ★

### Bryan Anger - P

Punted 11 times for 459 yards (41.7 avg.) with a long of 56 yards in two appearances against Seattle.

### Brandin Cooks - WR

Caught 23 receptions for 274 yards (11.9 avg.) with one touchdown in six games against Seattle while playing for New Orleans, LA Rams and Houston.

### Dante Fowler - DE

Totaled 16 tackles, 3.0 sacks, six quarterback pressures, three tackles for loss, one forced fumble and a fumble recovery in five games with Jacksonville, LA Rams and Atlanta.

### Michael Gallup - WR

Tallied seven receptions for 155 yards (22.1 avg) and one touchdown in two appearances against the Seahawks.

### Johnathan Hankins - DT

Secured 12 tackles, 2.0 sacks, four quarterback pressures and three tackles for loss in four matchups against Seattle.

### DeMarcus Lawrence - DE

Notched 15 tackles, 1.5 sacks, five quarterback pressures and three tackles for loss in four games against the Seahawks.

### Dak Prescott - QB

Completed 77-of-125 passes for 821 yards (61.6%), four touchdowns and six interceptions in three meetings with Seattle.

## ★ 2023 STAT COMPARISON ★

(league ranking)

	<u>Cowboys</u>	<u>Seahawks</u>
Record	8-3	6-5
Scoring Avg. (NFL rank)	31.5 (1)	20.8 (19t)
Opp. Scoring Avg. (NFL rank)	16.8 (4)	22.6 (22)
Total Off. (NFL rank)	377.6 (5)	317.6 (21)
Rushing Off. (NFL rank)	115.3 (13)	95.8 (26)
Passing Off. (NFL rank)	262.4 (5)	221.8 (17)
Total Def. (NFL rank)	276.3 (3)	348.5 (23)
Rushing Def. (NFL rank)	109.1 (13)	117.7 (21)
Passing Def. (NFL rank)	167.2 (2)	230.7 (22)
Kickoff Return Avg.	22.9 (14)	26.2 (4)
Punt Return Avg.	5.8 (31)	11.2 (7)
Turnover Margin	+7 (5)	+2 (12t)
Penalties	81	81
Penalty Yards	637	678

stats do include Week 12 Monday Night Football

## ★ DATING GAME ★

This week's game against the Seattle Seahawks is being played on November 30. In the 63 years of Cowboys football, there have been two games on Nov. 30. The Cowboys boast a perfect 2-0 record when playing on Nov. 30:

Date	Opp/ Loc.	Dal W/L	Score	Date	Opp/ Loc.	Dal W/L	Score
11/30/75	NYG	W	14-3	11/30/17	Was	W	38-14

## ★ PRIMETIME COWBOYS ★

The Dallas Cowboys appear in five primetime games in 2023. Thursday night against Seattle will mark the Cowboys fourth primetime appearance of the season. Dallas is 2-1 in primetime bouts in 2023, with wins against the N.Y. Giants (9/10) and LA Chargers (10/16) and a loss to San Francisco (10/8).

Overall, Dallas has a 102-83 record in primetime games:

### Cowboys All-Time Record in Primetime Games

Day	W	L
Sunday	39	39
Monday	50	35
Tuesday	0	1
Wednesday	1	0
Thursday	7	3
Saturday	5	5
<b>Total</b>	<b>102</b>	<b>83</b>

## ★ WILD, WILD WEST ★

Overall, the Cowboys hold a 106-83-2 record against teams from the NFC West, including the postseason. Dallas is 1-2 against the NFC West in 2023 with losses to Arizona (9/24) and San Francisco (10/8) and a victory over the LA Rams (10/29). Below is a look at Dallas' record against the West:

### Dallas vs. NFC West

Team	W	L	T	Win%	Current Streak
Arizona	56	35	1	.614	L3
<b>Seattle</b>	<b>11</b>	<b>10</b>	<b>0</b>	<b>.524</b>	<b>L1</b>
LA Rams	20	18	0	.526	W2
San Francisco	19	20	1	.488	L3
<b>Div. Totals</b>	<b>106</b>	<b>83</b>	<b>2</b>	<b>.560</b>	<b>W1</b>

## ★ SERIES HISTORY ★

Dallas and Seattle have squared off 19 times in the regular season with Dallas holding a 10-9 advantage. Along with two playoff games, Dallas holds an 11-10 record over the Seahawks. Below is a brief look at the series:

Date	Loc.	Dal W/L	Score	Date	Loc.	Dal W/L	Score
10/3/76	Sea	W	28-13	11/27/08	Dal	W	34-9
11/27/80	Dal	W	51-7	11/1/09	Dal	W	38-17
12/4/83	Sea	W	35-10	11/6/11	Dal	W	23-13
11/27/86	Dal	L	14-31	9/16/12	Sea	L	7-27
10/11/92	Dal	W	27-0	10/12/14	Sea	W	30-23
11/22/98	Dal	W	30-22	11/1/15	Dal	L	12-13
12/16/01	Sea	L	3-29	12/24/17	Dal	L	12-21
10/27/02	Dal	L	14-17	9/23/18	Sea	L	13-24
12/6/04	Sea	W	43-39	1/5/19^	Dal	W	24-22
10/23/05	Sea	L	10-13	9/27/20	Sea	L	31-38
1/6/07*	Sea	L	20-21				

\*Indicates Divisional Playoff Game

^Indicates Wild Card Playoff Game

## ★ INSIDE THE SERIES HISTORY ★

The series between the Dallas Cowboys and Seattle Seahawks has been around since Seattle's inaugural season (1976). In total, the clubs have met 21 times, including two postseason games.

### In the 21 games of the series there has been:

- \* Eleven games decided by double digits
- \* Six games decided by less than a touchdown
- \* Two three-game winning streaks by Dallas
- \* A 44-point win by Dallas (11/27/80) - the fifth-largest margin of victory in franchise history
- \* A 26-point loss by Dallas (12/16/01) - biggest series loss
- \* 51 points scored by Dallas (11/27/80) - the most points the series
- \* One shutout - Dallas 27-0, 10/11/92
- \* Two playoff games - 2006 Wild Card, Seattle 21, Dallas 20 and 2018 Wild Card, Dallas 24, Seattle 22
- \* One Monday night game, Dallas 43, @ Seattle 39 (12/6/04)
- \* A 7-4 record for the Cowboys when playing in Dallas

## ★ THURSDAY NIGHT LIGHTS ★

Since Thursday Night Football started airing in 2006, the Cowboys have played nine contests on the *TNF* broadcast. Dallas is 7-2 in *TNF* games:

Date	Opp/ Loc.	Dal W/L	Score	Date	Opp/ Loc.	Dal W/L	Score
11/29/07	GB	W	37-27	12/5/19	@Chi	L	24-31
12/4/14	@Chi	W	41-28	12/8/20	@Bal*	L	17-34
12/1/16	@Min	W	17-15	12/2/21	@NO	W	27-17
11/30/17	Was	W	38-14	12/29/22	@Ten	W	27-13
11/29/18	NO	W	13-10				

## ★ HOME IS WHERE THE TDS ARE ★

Dak Prescott has proven to be one of the top quarterbacks in the league when playing at home. Since he entered the league in 2016, Prescott's 129 total touchdowns (111 passing, 18 rushing) at AT&T Stadium are tied for the most combined passing and rushing touchdowns at home during that span:

### Most Passing and Rushing Touchdowns at Home - NFL Since 2016

Player	Gms	PassTD	RushTD	TotTD
<b>Dak Prescott</b> .....	<b>55</b>	<b>111</b>	<b>18</b>	<b>129</b>
Russell Wilson .....	59	122	7	129
Tom Brady.....	54	118	6	124
Kirk Cousins.....	60	115	7	122
Aaron Rodgers.....	53	114	7	121

Overall, Dallas has scored 220 touchdowns in 62 games at home versus 157 touchdowns in 63 games on the road since 2016. Dallas' 220 home touchdowns lead the NFL over that span:

### Most Overall Touchdowns at Home Since 2016 - NFL

Team	Games	TD	TD/G	Pts/G
<b>Dallas</b> .....	<b>62</b>	<b>220</b>	<b>3.54</b>	<b>30.1</b>
New Orleans .....	61	194	3.18	27.4
Buffalo.....	64	194	3.03	25.7
Kansas City.....	63	189	3.00	26.4
Seattle.....	63	189	3.00	26.0

The Cowboys are averaging a league high 41.0 points-per-game at home in 2023.

## ★ HOME COOKING ★

Since AT&T Stadium opened in 2009, Dallas has posted a 71-47 regular season record at home. However, since 2016, the Cowboys have utilized their home field advantage, going 44-18 at AT&T Stadium, the third-most home wins in the NFL since 2016:

### NFL Team Home Wins Since 2016

Team	Games	W	L	T	Win %
Kansas City.....	63	48	15	0	.762
Green Bay.....	62	45	16	1	.734
<b>Dallas</b> .....	<b>62</b>	<b>44</b>	<b>18</b>	<b>0</b>	<b>.710</b>
Baltimore.....	63	43	20	0	.683
Buffalo.....	64	43	21	0	.672
Pittsburgh.....	63	43	19	1	.690

## ★ DOMINATING POSSESSION ★

The Dallas Cowboys are 5-0 at AT&T Stadium in 2023. All five wins have come in dominating fashion, as Dallas has outscored its opponents 205-60 at home. The Cowboys have jumped on their opponents from the opening kickoff, as they have not trailed for a single second at AT&T Stadium in 2023:

### Cowboys at AT&T Stadium - 2023

	Time
<b>Leading</b> .....	208:22
<b>Tied</b> .....	45:42
<b>Trailing</b> .....	0:00

## ★ TOP PERFORMANCES ★

Below are the top individual performances in several offensive categories at AT&T Stadium since it opened in 2009.

	Cowboys	Opponents
<b>Passing Yards</b> .....	T. Romo (506)	E. Manning, NYG (450)
<b>Passing TDs</b> .....	T. Romo (5)	Many tied (4)
<b>Rushing Yards</b> .....	D. Murray (253)	B. Brown, Phi (169)
<b>Rushing TDs</b> .....	D. Murray (3)	A. Jones, GB (4)
	D. Prescott (3)	
	J. Randle (3)	
	T. Pollard (3)	
<b>Receiving Yards</b> .....	A. Cooper (226)	D. Jackson, Phi (210)
<b>Receiving TDs</b> .....	A. Cooper (3)	V. Cruz, NYG (3)
	M. Gallup (3)	

## ★ AT&T STADIUM RECORD... ★

The Dallas Cowboys are currently in their 15th season calling AT&T Stadium home. The Cowboys went 8-1 at home in 2022, the most home wins since the venue opened in 2009. Dallas' first game at the venue was on Sept. 20, 2009 - a 31-33 loss to the N.Y. Giants. The club's first win came a week later with a 21-7 decision over Carolina.

Dallas is 5-0 at AT&T Stadium in 2023, and they are currently on an 13-game win streak at home, the longest home win streak in the NFL. The last time Dallas won at least 13 straight home games was when they won 18 consecutive from 1979-81. The Cowboys have also beat all five home opponents by 20-plus points in 2023, the first team in NFL history to win their first five games by 20-or-more points. Below is a breakdown of the club's record at AT&T Stadium:

Regular season .....	71-47
Postseason .....	3-2
Overall .....	74-49

	Regular	Post
September .....	17-6	
October .....	17-14	
November .....	19-16	
December .....	16-9	
January .....	2-2	3-2
Playing at noon .....	24-10	
Playing at 3:30 .....	28-23	1-2
Playing in prime time.....	19-14	2-0
Thursday .....	8-8	
Saturday.....	1-2	2-0
Sunday .....	58-32	1-2
Monday .....	4-5	
Fully closed stadium .....	47-28	3-2
Fully open stadium.....	12-11	
Roof open, doors closed .....	2-5	
Roof closed, doors open .....	10-3	
Playing against the NFC East.....	29-15	1-0
Playing against the NFC (non-NFC East) .....	24-18	2-2
Playing against the AFC.....	18-13	

Team-by-team									
Team	W	L	Pct		Team	W	L	Pct	
Arizona.....	0	3	.000		Minnesota .....	1	1	.500	
Atlanta.....	3	1	.750		New England ....	1	1	.500	
Baltimore.....	1	0	1.000		New Orleans.....	2	2	.500	
Buffalo.....	1	1	.500		N.Y. Giants.....	10	5	.667	
Carolina .....	2	1	.667		N.Y. Jets.....	1	1	.500	
Chicago.....	2	2	.500		Philadelphia .....	8	6	.571	
Cincinnati.....	2	0	1.000		Pittsburgh.....	1	1	.500	
Cleveland.....	1	1	.500		San Francisco.....	1	1	.500	
Denver .....	0	2	.000		Seattle.....	2	2	.500	
Detroit.....	4	1	.800		Tampa Bay.....	3	1	.750	
Green Bay.....	0	3	.000		Tennessee.....	0	2	.000	
Houston .....	2	0	1.000		Washington.....	11	4	.733	
Indianapolis.....	2	0	1.000						
Jacksonville.....	1	1	.500						
Kansas City.....	1	0	1.000						
LA Chargers.....	0	2	.000						
LA Rams.....	4	1	.800						
Las Vegas.....	2	1	.667						
Miami .....	2	0	1.000						

### Postseason

Detroit .....	1	0	1.000
Green Bay.....	0	1	.000
Philadelphia.....	1	0	1.000
Seattle.....	1	0	1.000
San Francisco.....	0	1	.000

### Most Single Season Wins at AT&T Stadium - Dallas Cowboys

Season	Wins	Consec. Wins	Home Record
2022.....	8	8	8-1
2016.....	7	7	7-1
2018.....	7	4	7-1
2009.....	6	5	6-2

145

In five home wins in 2023, Dallas has outscored its opponents 205-60. The last time the Cowboys had a point differential of +145 through the first five home games was in 1966 (+148).

160

Dallas has scored 205 points in five home games in 2023 (41.0 avg.). The last Cowboys team with 205 points in their first five home games was the 1966 squad (214).



# ★ THE DALLAS COWBOYS - A CHAMPIONSHIP TRADITION ★

## SUPER BOWL CHAMPIONSHIPS

New England Patriots.....	6
Pittsburgh Steelers.....	6
<b>DALLAS COWBOYS.....</b>	<b>5</b>
San Francisco 49ers.....	5
Green Bay Packers.....	4
New York Giants.....	4
Denver Broncos.....	3
Kansas City Chiefs.....	3
Oakland Raiders.....	3
Washington Commanders....	3

## POSTSEASON GAMES

<b>DALLAS COWBOYS ...</b>	<b>66</b>
Pittsburgh Steelers .....	63
Green Bay Packers .....	61
New England Patriots .....	59
San Francisco 49ers.....	59
StL/LA Rams.....	53
Minnesota Vikings .....	52

## SUPER BOWL APPEARANCES

New England Patriots.....	11
<b>DALLAS COWBOYS .....</b>	<b>8</b>
Pittsburgh Steelers .....	8
Denver Broncos.....	8
San Francisco 49ers.....	7
Green Bay Packers .....	5
Kansas City Chiefs .....	5
Miami Dolphins .....	5
New York Giants.....	5
Oakland Raiders.....	5
Washington Commanders....	5

## CONSEC. POSTSEASON APPEARANCES

New England Patriots (2009-19)...	11
<b>DALLAS COWBOYS (1975-83) ..</b>	<b>9</b>
Indianapolis Colts (2002-10).....	9
<b>DALLAS COWBOYS (1966-73) ..</b>	<b>8</b>
Pittsburgh Steelers (1972-79)...	8
Los Angeles Rams (1973-80)...	8
San Francisco 49ers (1983-90)....	8

## POSTSEASON VICTORIES

New England Patriots.....	37
<b>DALLAS COWBOYS ...</b>	<b>36</b>
Pittsburgh Steelers .....	36
Green Bay Packers .....	36
San Francisco 49ers.....	36
StL/LA Rams.....	26
Oak/LV Raiders .....	25
New York Giants.....	25
Philadelphia Eagles .....	25

## CONSECUTIVE WINNING SEASONS

<b>DALLAS COWBOYS (1966-85)...</b>	<b>20</b>
New England Patriots (2001-19)...	19
Oakland Raiders (1965-80)...	16
San Francisco 49ers (1983-98)...	16
Chicago Bears (1930-44).....	15
Green Bay Packers (1934-47)...	14

## POSTSEASON APPEARANCES

<b>DALLAS COWBOYS ...</b>	<b>35</b>
Green Bay Packers .....	35
Pittsburgh Steelers .....	33
New York Giants .....	33
Minnesota Vikings .....	33
Cle./StL/LA Rams .....	31
Philadelphia Eagles.....	30
Indianapolis Colts .....	29
San Francisco 49ers.....	29
New England Patriots.....	28
Chicago Bears .....	27

## ALL-TIME REGULAR SEASON WINNING %

<b>DALLAS COWBOYS .....</b>	<b>0.576</b>
Green Bay Packers .....	0.571
Baltimore Ravens .....	0.566
New England Patriots....	0.557
Chicago Bears .....	0.555
Miami Dolphins .....	0.554
Kansas City Chiefs .....	0.548

45 SEASONS OF .500-OR-BETTER	35 POSTSEASON APPEARANCES	25 DIVISION TITLES	16 NFL/NFC CHAMPIONSHIP GAME FINALIST	8 NFC CHAMPIONSHIPS	5 SUPER BOWL CHAMPIONSHIPS
1965 1982 2009 1966 1983 2011 1967 1984 2012 1968 1985 2013 1969 1991 2014 1970 1992 2016 1971 1993 2017 1972 1994 2018 1973 1995 2019 1974 1996 2021 1975 1998 2022 1976 1999 1977 2003 1978 2005 1979 2006 1980 2007 1981 2008	1966 1991 1967 1992 1968 1993 1969 1994 1970 1995 1971 1996 1972 1998 1973 1999 1975 2003 1976 2006 1977 2007 1978 2009 1979 2014 1980 2016 1981 2018 1982 2021 1983 2022 1985	1966 1992 1967 1993 1968 1994 1969 1995 1970 1996 1971 1998 1973 2007 1976 2009 1977 2014 1978 2016 1979 2018 1981 2021 1985	1966 1975 1992 1967 1977 1993 1970 1978 1994 1971 1980 1995 1972 1981 1973 1982	1970 1993 1971 1995 1975 1977 1978	1971 1992 1977 1993 1995



## ★ PRO BOWL COWBOYS ★

Since 2010 Dallas has selected 18 players in the NFL Draft that have gone on to make at least one Pro Bowl - the most in the NFL over that span (Kansas City, 16; Minnesota, 15). Since 1989 Dallas has sent 57 different players to the Pro Bowl, and of those, Dallas drafted 40. Additionally, 30 Cowboys draft picks have been selected to 91 Pro Bowls since 2002, which is 11 more than any other team over that span (Kansas City, 79 Pro Bowl selections):

### COWBOYS PRO BOWL DRAFT PICKS SINCE 2002 (BY YEAR DRAFTED)

2002: Roy Williams (5)  
2002: Andre Gurode (5)  
2003: Terence Newman (2)  
2003: Jason Witten (11)  
2005: DeMarcus Ware (9 - 7 with Dallas)  
2005: Marion Barber (1)  
2005: Jay Ratliff (4)  
2006: Jason Hatcher (1)  
2007: Anthony Spencer (1)  
2007: Nick Folk (1)  
2008: Mike Jenkins (1)  
2008: Martellus Bennett (1 - with Chicago)  
2010: Sean Lee (2)  
2010: Dez Bryant (3)  
2011: Tyron Smith (8)



2011: DeMarco Murray (3 - 2 with Dallas)  
2011: Dwayne Harris (1 - with N.Y. Giants)  
2013: Travis Frederick (5)  
2014: Zack Martin (8)  
2014: DeMarcus Lawrence (3)  
2015: Byron Jones (1)  
2016: Dak Prescott (2)  
2016: Ezekiel Elliott (3)  
2016: Jaylon Smith (1)  
2018: Leighton Vander Esch (1)  
2019: Tony Pollard (1)  
2020: CeeDee Lamb (2)  
2020: Trevon Diggs (2)  
2020: Tyler Biadasz (1)  
2021: Micah Parsons (2)

## DAK PRESCOTT NOTES



All-Time Ranks - Cowboys QBs	
<b>1st</b>	- Completion Pct. (66.9%)
<b>2nd</b>	- Passing Touchdowns (189)
<b>3rd</b>	- Passing Yards (27,878) - Attempts (3,653) - Completions (2,444)
<b>4th</b>	- Total Wins (69)

2023 DALLAS COWBOYS

### ★ DAK AGAINST THE BLITZ ★

Teams have blitzed the Cowboys on 30.9% of their dropbacks in 2023, 12th-highest in the league. When opponents bring five-or-more pass rushers, Dak Prescott has completed 81-of-116 passes, a 69.8% completion rate against the blitz that is second in the NFL behind Patrick Mahomes, per *Pro Football Focus*:

#### Completion Percentage Against the Blitz - NFL 2023

QB, Team	Comp	Att	Comp%
Patrick Mahomes, KC.....	79	110	71.8%
<b>Dak Prescott, Dal.....</b>	<b>81</b>	<b>116</b>	<b>69.8%</b>
Tua Tagovailoa, Mia.....	76	109	69.7%
Josh Allen, Buf.....	96	142	67.6%
C.J. Stroud, Hou.....	77	114	67.5%

### ★ OUT OF POCKET ★

Dak Prescott has thrown for a score outside of the pocket twice this season. Overall in 2023, Prescott has the highest completion percentage (71.4%) in the NFL when throwing outside of the pocket and ranks second in passer rating (119.8) outside the pocket:

#### Passer Rating Out of the Pocket - NFL 2023

QB, Team	Comp	Att	Comp%	TD	PsrRtn
Lamar Jackson, Bal.....	28	47	59.6%	5	125.1
<b>Dak Prescott, Dal.....</b>	<b>40</b>	<b>56</b>	<b>71.4%</b>	<b>3</b>	<b>119.8</b>
Joe Burrow, Cin.....	19	32	59.4%	6	112.0
Brock Purdy, SF.....	35	55	63.6%	5	111.9
Tua Tagovailoa, Mia.....	33	50	66.0%	3	105.3

### ★ LEADING THE CHARGE ★

Dak Prescott has led the Cowboys offense to the top of the league year-after-year. In the last three seasons, the Cowboys are scoring 28.0 offensive points-per-game when Prescott is under center, most in the NFL:

#### Offensive Points-Per-Game With Starting Quarterback NFL - 2021-23

QB, Team	GS	PPG
<b>Dak Prescott, Dal.....</b>	<b>39</b>	<b>28.0</b>
Josh Allen, Buf.....	45	27.3
Jalen Hurts, Phi.....	41	26.3
Patrick Mahomes, KC.....	45	26.2
Joe Burrow, Cin.....	42	24.7
Justin Herbert, LAC.....	45	24.5

### ★ DAK TO THE FUTURE ★

Now in his eighth pro season, Dak Prescott ranks first in completion percentage (66.9%), second in passing touchdowns (189), third in completions (2,444), attempts (3,653), passing yards (27,878) and fourth in wins (69) in regular season team history:

#### Dallas Cowboys All-Time QB Chart

##### WINS AS STARTER

Troy Aikman.....	94
Roger Staubach.....	85
Tony Romo.....	78
<b>Dak Prescott.....</b>	<b>69</b>
Danny White.....	62

##### PASSING YARDS

Tony Romo.....	34,183
Troy Aikman.....	32,942
<b>Dak Prescott.....</b>	<b>27,878</b>
Roger Staubach.....	22,700
Danny White.....	21,959

##### ATTEMPTS

Troy Aikman.....	4,715
Tony Romo.....	4,335
<b>Dak Prescott.....</b>	<b>3,653</b>
Roger Staubach.....	2,958
Danny White.....	2,950

##### PASSING TOUCHDOWNS

Tony Romo.....	247
<b>Dak Prescott.....</b>	<b>189</b>
Troy Aikman.....	165
Danny White.....	155
Roger Staubach.....	153

##### COMPLETIONS

Troy Aikman.....	2,898
Tony Romo.....	2,829
<b>Dak Prescott.....</b>	<b>2,444</b>
Danny White.....	1,761
Roger Staubach.....	1,685

##### COMPLETION PCT

<b>Dak Prescott.....</b>	<b>66.9%</b>
Tony Romo.....	65.3%
Troy Aikman.....	61.5%
Danny White.....	59.7%
Roger Staubach.....	57.0%

### ★ AIR IT OUT ★

The Dallas Cowboys started off the 2023 season with an emphasis on getting rid of the ball quickly to their playmakers in space. According to TruMedia, Dak Prescott averaged 6.5 air yards-per-attempt in Weeks 1-5, fifth-fewest in the NFL during that span.

In their last five games, Dallas is averaging 9.6 air yards-per-attempt, third in the NFL during that span. Below are Prescott's passing stats and its NFL ranks split between Weeks 1-5 and Weeks 6-12:

#### Dak Prescott Passing Stats - 2023

Weeks 1-5 (Rank)		Weeks 6-12 (Rank)
<b>212.2 (20)</b>	Passing Yds/Game	<b>312.3 (1)</b>
<b>6.6 (25)</b>	Yds/Attempt	<b>8.9 (2)</b>
<b>6.5 (28)</b>	Air Yds/Attempt	<b>9.6 (3)</b>
<b>15 (13)</b>	Big Plays (20+)	<b>31 (2)</b>
<b>69.4% (8)</b>	Completion %	<b>70.5% (3)</b>
<b>87.5 (19)</b>	Passer Rating	<b>122.6 (1)</b>
<b>5 (T-17)</b>	Passing TD	<b>18 (1)</b>



# DAK PRESCOTT NOTES, CONT.

## ★ DAK'S RECORD WHEN... ★

Since taking over as Dallas' starting quarterback in 2016, Dak Prescott has compiled a 69-39 regular season record in 108 career starts, and he is 2-4 in the postseason. Below is a look at Prescott's record under several different circumstances:

	Regular	Post
Playing at home: .....	40-15	1-2
Playing on the road: .....	29-24	1-2
Playing indoors: .....	37-15	1-2
Playing outdoors: .....	32-24	1-2
Playing against the NFC East: .....	30-8	
Playing against the AFC (non-NFC East): ..	23-18	2-4
Playing against the AFC: .....	16-13	
Playing on Thursday: .....	9-5	
Playing on Saturday: .....	2-0	1-1
Playing on Sunday: .....	50-31	0-3
Playing on Sunday night: .....	11-8	
Playing on Monday night: .....	5-1	1-0
Playing on artificial turf: .....	54-25	1-2
Playing on natural grass: .....	15-14	1-2
Offense totals over 400 yards: .....	39-13	1-1
Throws for over 300 yards: .....	16-9	1-1
Throws for 200-299 yards: .....	40-17	1-3
Attempts 30 passes-or-more .....	39-33	2-4
Throws only one touchdown: .....	19-9	1-3
Throws more than one touchdown: .....	42-16	1-1
Completes 65.0%-or-more of his passes:...	51-14	2-0
Averages more than 7.0 yards-per-attempt...	53-12	1-2
Has more than one Big Play (25+) passing...	38-16	2-1
Throws no interceptions: .....	47-12	1-1
Throws one interception: .....	15-15	1-2
Throws more than one interception: .....	6-13	0-1
Records at least 100.0 passer rating: .....	49-8	1-1
Commits no turnovers.....	40-8	1-1
Against teams with winning record: .....	20-19	1-4
Against teams with .500 record: .....	14-9	
Against teams with losing record: .....	35-10	1-0
Has between one-five rush attempts .....	61-30	0-4
Has five-or-more rush attempts .....	24-9	2-0
Sacked one time-or-less: .....	39-11	2-2
Sacked more than once: .....	30-28	0-2
September: .....	14-10	
October: .....	17-8	
November: .....	18-12	
December: .....	19-6	
January: .....	1-3	2-4

Team-by-team							
Team	W	L	Pct	Team	W	L	Pct
Arizona.....	1	2	.333	Minnesota.....	2	1	.667
Atlanta.....	3	1	.750	New England...2	1	.667	
Baltimore.....	1	0	1.000	New Orleans...2	1	.667	
Buffalo.....	0	1	.000	N.Y. Giants ....	12	2	.857
Carolina.....	2	1	.667	N.Y. Jets .....	1	1	.500
Chicago.....	2	1	.667	Philadelphia...8	4	.667	
Cincinnati.....	1	0	1.000	Pittsburgh.....	1	0	1.000
Cleveland.....	1	1	.500	San Francisco..2	1	.667	
Denver.....	0	2	.000	Seattle.....	0	3	.000
Detroit.....	4	0	1.000	Tampa Bay.....	2	2	.500
Green Bay.....	1	3	.250	Tennessee.....	1	1	.500
Houston.....	1	1	.500	Washington ...10	2	.833	
Indianapolis.....	1	1	.500				
Jacksonville.....	1	1	.500				
Kansas City.....	1	1	.500				
LA Chargers.....	2	1	.667				
LA Rams.....	2	2	.500				
Las Vegas.....	1	1	.500				
Miami.....	1	0	1.000				

Postseason			
Green Bay.....	0	1	.000
L.A. Rams.....	0	1	.000
San Francisco..0	2	.000	
Seattle.....	1	0	1.000
Tampa Bay.....	1	0	1.000

### Postseason

Green Bay.....	0	1	.000
L.A. Rams.....	0	1	.000
San Francisco..0	2	.000	
Seattle.....	1	0	1.000
Tampa Bay.....	1	0	1.000

## ★ QB WINS ★

In his eighth season as the Dallas Cowboys quarterback, Dak Prescott has proven to be a winner, as his 69 victories rank fourth in team history. His 13 wins in 2016 were the most by a rookie quarterback in NFL history, and his 69 career wins are third among quarterbacks since 2016:

### Wins by Starting NFL QB - 2016-23

Player	W	L	T	Win%
Tom Brady, NE/TB .....	79	31	0	.718
Patrick Mahomes, KC .....	72	19	0	.791
<b>Dak Prescott, Dal .....</b>	<b>69</b>	<b>39</b>	<b>0</b>	<b>.639</b>
Aaron Rodgers, GB/NYJ.....	68	36	1	.652
Russell Wilson, Sea/Den .....	68	51	1	.571
Kirk Cousins, Was/Min.....	65	53	2	.550

Since 2016, Prescott has the second-most wins against his division, going 30-8 in games he has started against the NFC East:

Player	Wins	Player	Wins
Tom Brady, NE/TB .....	31	Patrick Mahomes, KC.....	29
<b>Dak Prescott, Dal .....</b>	<b>30</b>	Aaron Rodgers, GB/NYJ ..26	

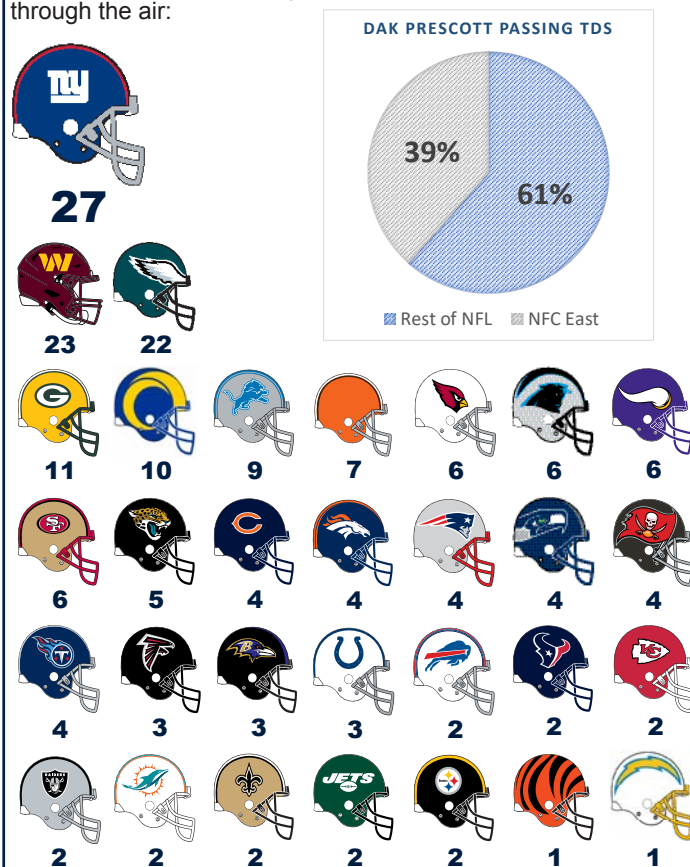
## ★ MOVING UP THE CHARTS ★

Dak Prescott has 25 career games with at least 300 yards through the air - second in Cowboys history:

Player	Games
Tony Romo .....	46
<b>Dak Prescott .....</b>	<b>25</b>
Troy Aikman .....	13
Danny White.....	10
Don Meredith.....	7

## ★ PRESCOTT TDs BY TEAM ★

With a passing touchdown at the LA Chargers (10/16), Dak Prescott has thrown a touchdown pass against all 31 NFL teams in the regular season. He is the 30th quarterback in NFL history to throw at least one touchdown pass against 31-or-more opponents. Below is a team-by-team breakdown of his touchdowns through the air:





## DAK PRESCOTT NOTES, CONT.

### ★ YOU COMPLETE ME ★

Dak Prescott has showcased efficiency and accuracy to start 2023, as his 70.0 completion percentage is second in the NFL:

#### NFL Completion Percentage Leaders- 2023

Player	Att	Comp	Comp%
Brock Purdy, SF	305	214	70.2%
<b>Dak Prescott, Dal</b>	<b>370</b>	<b>259</b>	<b>70.0%</b>
Tua Tagovailoa, Mia	377	263	69.8%
Kirk Cousins, Min	311	216	69.5%
Russell Wilson, Den	319	218	68.3%

Prescott has completed over 80.0% of his passes in three games (vs. NYJ, 81.6%; vs. NE, 82.4%; vs. LAR, 80.6%), most in the NFL in 2023. All three of those games have occurred at AT&T Stadium. Prescott's three straight home games with an 80.0% completion percentage-or-better was the longest home streak in NFL history (min. 30 attempts-per-game).

### ★ MAN-TO-MAN ★

Heading into the 2023 season, Dak Prescott had a career passer rating of 101.6 against man coverage, 13th in the NFL since 2016. To this point in 2023, Prescott has been lights out against man coverage.

According to Next Gen Stats, Prescott's 131.5 passer rating against man coverage leads the NFL:

#### Passer Rating Against Man Coverage - NFL 2023

QB, Team	Comp	Att	Comp%	TD	INT	Rtng
<b>Dak Prescott, Dal</b>	<b>87</b>	<b>128</b>	<b>68.0%</b>	<b>16</b>	<b>1</b>	<b>131.5</b>
Brock Purdy, SF	66	111	59.5%	13	1	123.4
Tua Tagovailoa, Mia	65	104	62.5%	13	1	122.7
Josh Allen, Buf	75	124	60.5%	15	1	118.9
Patrick Mahomes, KC	69	112	61.6%	15	2	117.6

#### Dak Prescott Stats Against Man Coverage - NFL Rank 2023

Stats	Total	Rank
Passing Yards	1,120	1st
Passing Touchdowns	16	1st
Passer Rating	131.5	1st
Completion Percentage	68.0%	1st
Yards-Per-Attempt	8.8	T-2nd

### ★ DOWN FIELD DAK ★

Dak Prescott has pushed the ball down the field in recent weeks. In his last six games, Prescott has completed 31 passes of 20-plus yards, second in the NFL during Weeks 6-12. Overall in 2023, Prescott is fourth in the league with 46 big play (20+ yards) passes:

#### Big Play Passes - NFL 2023

Player	20+ Comp	Player	20+ Comp
C.J. Stroud	54	Matthew Stafford	41
Jared Goff	49	Tua Tagovailoa	41
Brock Purdy	48	Justin Herbert	39
<b>Dak Prescott</b>	<b>46</b>		

The only other season where Prescott completed more passes of 20-or-more yards in the first 11 games of a season was in 2019 (49). Prescott has also completed 28 of his 52 pass attempts over 20 yards, a 53.8% completion rate on big play passes that is third in the NFL per PFF.

Additionally, Prescott completed eight passes of 25-plus yards in the win against the N.Y. Giants (11/12), tied for the most 25-yard completions by any NFL quarterback since 1994, when the stat became available:

#### Most 25+ Yard Completions in a Game - NFL Since 1994

Player, Team	Opp, Date	25+
<b>Dak Prescott, Dal</b>	<b>NYG, 11/12/23</b>	<b>8</b>
Patrick Mahomes, KC	Oak, 9/15/19	8
Jameis Winston, TB	Det, 12/15/19	8
Tony Romo, Dal	Den, 10/6/13	8
Ben Roethlisberger, Pit	GB, 12/20/09	8
Drew Brees, NO	Bal, 10/29/06	8
Brad Johnson, Was	SF, 12/26/99	8

### ★ QB RATINGS AT 100.0 ★

Dak Prescott established the most games with a 100.0 passer rating by a quarterback in a season in team history with 11 in 2016. Prescott has seven games with a 100.0 rating in 2023, and his 57 games with at least a 100.0 rating are second in team history:

#### Career 100.0 QB Rating Games - Cowboys History

Player	Games	Player	Games
Tony Romo	67	Roger Staubach	37
<b>Dak Prescott</b>	<b>57</b>	Danny White	33
Troy Aikman	44	Craig Morton	24

Prescott's 57 games with at least a 100.0 rating from 2016-23 are the second-most 100.0 rating games by a quarterback through eight seasons in NFL history:

#### 100.0 QB Rating Games - First Eight Seasons

Player	Games	Seasons
Russell Wilson	65	2012-18
<b>Dak Prescott</b>	<b>57</b>	<b>2016-23</b>
Patrick Mahomes	52	2018-23
Matt Ryan	49	2008-15
Aaron Rodgers	48	2007-12

### ★ FOURTH QUARTER WINS ★

Since taking over as the Dallas Cowboys starting quarterback in 2016, Dak Prescott has engineered his share of fourth quarter wins for the club. Included in his 69 regular season wins as a starter are 20 occasions in which he led the team to victory when the club was tied or trailing in the fourth quarter or overtime. Prescott's 20 wins are the second-most by a Dallas signal caller:

#### 4th Quarter/OT Wins - Cowboys

Quarterback	Wins	Quarterback	Wins
Tony Romo	24	Roger Staubach	13
<b>Dak Prescott</b>	<b>20</b>	Danny White	11
Troy Aikman	15		

Below is a look at each of Prescott's 20 games in which the game was tied or the team trailed in the fourth quarter to pull out the win and his fourth quarter/overtime stats:

Date	Opp	Score	Time		Att	Com	Yds	TD	Int	Final Score
			Left	Right						
9/18/16	@Was	20-23	15:00	7	6	66	0	0	0	27-23
10/30/16	PHI*	13-23	7:48	20	11	135	2	0	0	29-23
11/13/16	@Pit	29-30	0:42	11	10	83	0	0	0	35-30
12/1/16	@Min	7-9	14:11	4	2	26	1	0	0	17-15
12/18/16	TB	17-20	15:00	6	6	41	0	0	0	26-20
9/25/17	@Ari	14-14	14:45	3	3	94	1	0	0	28-17
12/10/17	@NYG	10-10	9:29	6	4	158	2	0	0	30-10
12/17/17	@Oak	17-17	6:30	6	5	82	0	0	0	20-17
12/31/17	@Phi	0-0	12:19	9	6	75	1	0	0	6-0
9/30/18	DET	23-24	2:17	11	7	99	0	0	0	26-24
11/11/18	@Phi	20-20	7:27	8	7	88	1	0	0	27-20
11/18/18	@Atl	19-19	1:52	6	4	45	0	0	0	22-19
12/9/18	PHI*	23-23	1:39	12	11	94	1	0	0	29-23
12/30/18	@NYG	28-32	3:21	10	5	78	1	0	0	36-35
9/20/20	Atl	24-36	15:00	21	13	182	1	0	0	40-39
9/19/21	@LAC	17-17	3:54	8	7	47	0	0	0	20-17
10/17/21	@NE*	29-29	7:53	5	5	71	1	0	0	35-29
12/11/22	Hou	20-23	3:20	7	6	79	0	0	0	27-23
12/24/22	Phi	27-34	9:59	10	7	127	1	0	0	40-34
<b>10/16/23</b>	<b>@LAC</b>	<b>10-10</b>	<b>15:00</b>	<b>6</b>	<b>9</b>	<b>111</b>	<b>1</b>	<b>0</b>	<b>0</b>	<b>20-17</b>

*\*italics indicate overtime and are reflected in the stats totals*

Amongst all NFL quarterbacks, Prescott is tied for the fifth-most game-winning drives from 2016-23:

#### Game-Winning Drives - NFL (2016-23)

Player	Drives	Player	Drives
Derek Carr	29	<b>Dak Prescott</b>	<b>20</b>
Russell Wilson	25	Ryan Tannehill	20
Kirk Cousins	24	Ben Roethlisberger	20
Matthew Stafford	24	Tom Brady	19

*\*Game Winning Drive = Fourth quarter drive that puts team ahead for the final time*

*\*4th Quarter Comeback = Offense overcomes a deficit to win the game*

Additionally, Prescott is 23-of-28 on pass attempts in overtime in his career, which at 82.1% is the second-highest completion percentage in overtime of any quarterback in Cowboys history, trailing only Troy Aikman (84.8%).

## DAK PRESCOTT NOTES, CONT.

### ★ THIRD DOWN DARLING ★

Dak Prescott's ability to make the play that extends the drive on third down should not be overlooked, especially in passing situations. On 85 third down passing attempts in 2023, Prescott leads all NFL quarterbacks in completion percentage (72.3%) and passer rating (118.2) on third down plays this season:

#### Third Down Passer Rating - 2023 NFL QBs min. 50 third down attempts

Player	Att.	Comp	Pct%	TD	INT	Rtng
<b>Dak Prescott, Dal.....</b>	<b>94</b>	<b>68</b>	<b>72.3%</b>	<b>7</b>	<b>2</b>	<b>118.2</b>
Kirk Cousins, Min .....	84	55	45.7%	6	1	111.5
Patrick Mahomes, KC ..	103	65	63.1%	11	3	111.4
Matthew Stafford, LAR..	86	55	64.0%	8	1	111.3
Russell Wilson, Den.....	76	53	69.7%	5	1	110.7

Prescott is also second among all starting quarterbacks in 2023 with a 46.6% third down conversion rate, which includes passing attempts, quarterback rushing attempts and sacks:

#### Third Down Conversion Rate - 2023 NFL QBs min. 50 third down chances

Player	Att.	Conv.	1stD Pct
Jalen Hurts, Phi .....	125	60	48.0%
<b>Dak Prescott, Dal .....</b>	<b>116</b>	<b>54</b>	<b>46.6%</b>
Josh Allen, Buf .....	126	58	46.0%
Brock Purdy, SF .....	85	37	43.5%
C.J. Stroud, Hou .....	137	59	43.1%

*Third down chances include passing attempts, quarterback rushing attempts and sacks on third down plays this season.*

### ★ ZERO TO 400, REAL QUICK ★

With 404 passing yards against the N.Y. Giants (11/12), Dak Prescott has 10 career 400-yard games, a franchise record and tied with Patrick Mahomes for the most by any passer since 2016:

Player	400-Yd Games
Patrick Mahomes .....	10
<b>Dak Prescott.....</b>	<b>10</b>
Kirk Cousins.....	7
Tom Brady.....	7

Prescott's 10 400-yard games are tied for the most by any passer in the first eight seasons of a career:

Player	Seasons	400-Yd Games
Dan Marino .....	1983-90	10
Patrick Mahomes .....	2018-23	10
<b>Dak Prescott.....</b>	<b>2016-23</b>	<b>10</b>
Matthew Stafford.....	2009-15	7

#### Dak Prescott Career 400-Yard Games

Opp, Date	Att	Com	Yards	W/L
vs. Cle, 10/4/20 .....	58	41	502	L
at Sea, 9/27/20 .....	57	37	472	L
vs. GB, 10/6/19 .....	44	27	463	L
vs. Phi, 12/9/18 .....	54	42	455	W
vs. Atl, 9/20/20 .....	47	34	450	W
at NE, 10/17/21 .....	51	31	445	W
at Det, 11/17/19 .....	46	29	444	W
vs. NYG, 9/8/19 .....	32	25	405	W
<b>vs. NYG, 11/12/23 .....</b>	<b>35</b>	<b>26</b>	<b>404</b>	<b>W</b>
at TB, 9/9/21 .....	58	42	403	L

Prescott is the only quarterback in Cowboys history to pass for 400 yards in consecutive games (vs. Atl, 9/20/20 - vs. Cle, 10/4/20), and his three-game streak is tied with Ryan Fitzpatrick (2018) for the longest streak in NFL history.

Prescott set an NFL record by passing for at least 450 yards in three straight games (vs. Atl, 9/20/20 - vs. Cle, 10/4/20), surpassing Jameis Winston (two game streak in 2019):

Prescott's 1,424 yards over the three-game stretch in 2020 are the most by any NFL quarterback over a three-game stretch in league history.

### ★ TOUCHDOWNS GALORE ★

Dak Prescott has six multi-passing touchdown games in 2023. His 58 total games with two-or-more touchdown passes rank second in team history behind Tony Romo (79). Prescott has also recorded three-or-more touchdown passes in 34 career games, also second in franchise history:

#### Three Passing Touchdown Games - Dallas Cowboys

Player	Games	Player	Games
Tony Romo.....	40	Roger Staubach.....	17
<b>Dak Prescott.....</b>	<b>34</b>	Don Meredith .....	14
Danny White .....	20	Troy Aikman.....	10

Among NFL quarterbacks, Prescott's 34 career three-touchdown games are the fourth-most such games in an NFL player's first eight seasons:

#### Three Passing Touchdown Games - First Eight Seasons NFL History

Player	Games	Player	Games
Dan Marino, Mia.....	42	<b>Dak Prescott, Dal.....</b>	<b>34</b>
Patrick Mahomes, KC ...	38	Brett Favre, GB .....	33
Peyton Manning, Ind.....	37	Aaron Rodgers, GB.....	32

Prescott has passed for four touchdowns in three games in 2023. His 10 career games with four scores through the air are tied with Tony Romo for the most in franchise history:

#### Four Passing Touchdown Games - Dallas Cowboys

Player	Games	Player	Games
Tony Romo.....	10	Don Meredith.....	6
<b>Dak Prescott.....</b>	<b>10</b>	Troy Aikman .....	3
Danny White .....	8	Craig Morton .....	2

Along with four touchdowns, Prescott also threw for 300-plus yards against the Rams, Giants and Commanders. He has eight career games with 300 passing yards and four touchdowns, the most such games in team history:

#### 300-Yard, Four Passing Touchdown Games - Dallas Cowboys

Player	Games	Player	Games
<b>Dak Prescott.....</b>	<b>8</b>	Danny White.....	4
Tony Romo.....	6	Don Meredith.....	2

### ★ QUICK DRAW DAK ★

Dak Prescott recorded an average time to throw of 2.11 seconds on his pass attempts in the Week 1 win over the N.Y. Giants (9/10) - per PFF, the fastest time among starting quarterbacks in Week 1. His overall 2.50 average release on pass attempts is seventh in the NFL in 2023:

Player	Avg Release	Player	Avg Release
Tua Tagovailoa, Mia .....	2.23	Derek Carr, NO.....	2.48
Mac Jones, NE.....	2.30	Deshaun Watson, Atl...2.48	
Trevor Lawrence, Jax....	2.33	<b>Dak Prescott, Dal.....</b>	<b>2.50</b>
Joe Burrow, Cin.....	2.34	Jared Goff, Det .....	2.51

### ★ BALL SECURITY ★

Dak Prescott has found a way to avoid the negative play throughout his NFL tenure. Prescott's 1.9% career interception rate is fifth among active quarterbacks who have at least 1,750 career pass attempts:

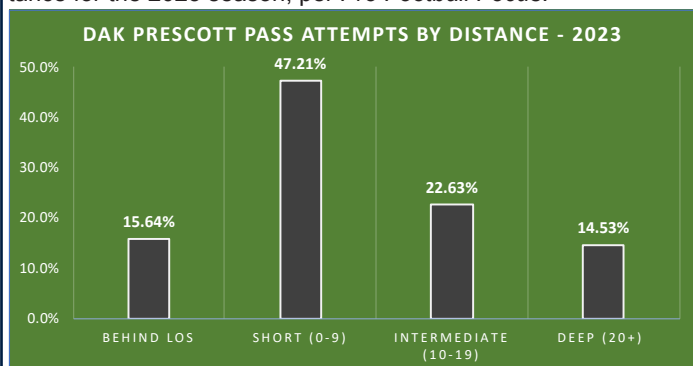
#### Interception Percentage Among Active NFL QBs Min. 1,750 Attempts

Player	Att	INT	INT%
Aaron Rodgers .....	7,661	105	1.4%
Patrick Mahomes.....	3,404	58	1.7%
Justin Herbert.....	2,368	41	1.7%
Russell Wilson.....	5,537	102	1.8%
<b>Dak Prescott .....</b>	<b>3,653</b>	<b>71</b>	<b>1.9%</b>
Derek Carr.....	5,330	104	2.0%
Joe Burrow .....	1,895	37	2.0%
Jared Goff.....	3,907	78	2.0%

## DAK PRESCOTT NOTES, CONT.

### ★ PASSING DEPTH CHART ★

Below is a chart that details Dak Prescott's attempts by distance for the 2023 season, per *Pro Football Focus*:



Outside Left	Between Numbers	Outside Right
6/11 158 1 TD, 0 INT 129.9 NFL	12/21 327 3 TD, 1 INT 121.5 NFL	10/20 274 4 TD, 0 INT 135.4 NFL
13/19 249 2 TD, 0 INT 146.3 NFL	15/29 316 2 TD, 1 INT 99.2 NFL	22/33 328 3 TD, 0 INT 129.4 NFL
33/38 221 5 TD, 0 INT 130.5 NFL	60/86 568 0 TD, 3 INT 73.2 NFL	35/45 274 0 TD, 1 INT 82.8 NFL
15/15 49 1 TD, 0 INT 102.5 NFL	22/25 106 2 TD, 0 INT 111 NFL	16/16 65 0 TD, 0 INT 83.6 NFL

Statistics: COM/ATT  
YDS (YAC)

### ★ FOUR STAR RATING ★

Dak Prescott reached 1,500 pass attempts in the first week of 2019, qualifying him for the all-time NFL passing record books. Prescott ranks fifth in NFL annals in QB Rating, edging out Tony Romo (97.1) as the highest-rated passer in Cowboys history:

#### All-Time NFL Quarterback Rating

Player	Att	Cmp	Pct	Yds	TD	Int	Ratio	Rate
Patrick Mahomes	3,404	2,265	66.5	27,158	213	58	3.67	104.5
Aaron Rodgers	7,661	5,001	65.3	59,005	475	105	4.52	103.6
Deshawn Watson	2,089	1,390	66.5	16,756	118	45	2.62	100.8
Russell Wilson	5,537	3,589	64.8	42,782	328	102	3.21	100.4
<b>Dak Prescott</b>	<b>3,653</b>	<b>2,444</b>	<b>66.9</b>	<b>27,878</b>	<b>189</b>	<b>71</b>	<b>2.61</b>	<b>98.8</b>
Drew Brees	10,551	7,142	67.7	80,358	571	243	2.35	98.7
Joe Burrow	1,895	1,288	68.0	14,083	97	37	2.62	98.6
Kirk Cousins	5,177	3,465	66.9	39,471	270	110	2.45	98.2
Jimmy Garoppolo	1,894	1,277	67.4	15,494	94	51	1.84	97.7
Tom Brady	12,050	7,753	64.3	89,214	649	212	3.06	97.2



Prescott was awarded the Walter Payton Man of the Year Award for the 2022 season. Prescott was the fourth player in franchise history to win the award, joining Roger Staubach (1978), Troy Aikman (1997) and Jason Witten (2012). As the winner, Prescott received a \$250,000 donation to his Faith Fight Finish (FFF) Foundation, and he will wear a patch depicting the trophy on his uniform for the rest of his playing career.

### ★ KEEPING IT <sup>100</sup> ★

Dak Prescott has proven to be a threat with both his legs and his arm during his career. After throwing for 143 yards in the season-opening win at the New York Giants (9/10), Prescott eclipsed 25,000 career passing yards and joined Aaron Rodgers and Patrick Mahomes as the only three players in NFL history with 25,000 passing yards and 1,500 rushing yards in their first 100 career games.

Prescott is one-of-two quarterbacks in NFL history - Josh Allen - with 150 passing touchdowns and 25 rushing touchdowns in his first 100 career games.

Below are several stats from Prescott's career and where Prescott ranks among NFL quarterbacks through 108 career starts:

#### Dak Prescott QB Stats - NFL Rank Through 108 Starts

Stats	Total	Rank
Completion Percentage	66.9%	4th
Passer Rating	98.8	5th
Completions	2,444	6th
Passing Yards	27,878	9th
Passing Touchdowns	189	T-10th
Rush TDs by a QB	28	T-13th

### ★ GUN OR CENTER? ★

With Mike McCarthy assuming play calling duties in 2023, Dak Prescott has lined up in the shotgun on 80.5% of his dropbacks. Below are his career stats when lining up under center and in shotgun:

#### Dak Prescott Gun vs. Under Center - 2023

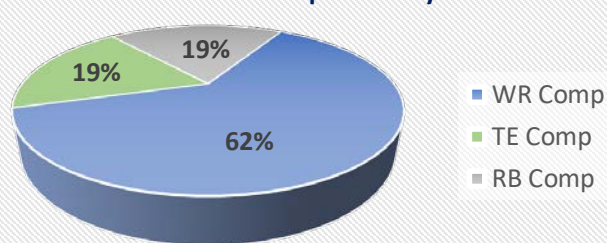
Shotgun	Under Center
Attempts: 301	Attempts: 69
Completions: 213	Completions: 46
Completion Pct: 70.8%	Completion Pct: 66.7%
Passing Yards: 2,671	Passing Yards: 405
TD: 21	TD: 2
INT: 5	INT: 1
Passer Rating: 112.4	Passer Rating: 85.7

### ★ PRESCOTT TARGETS ★

In 2023 Dak Prescott has completed 259-of-370 passes for 2,935 yards, 23 touchdowns and six interceptions. Below is a breakdown of Prescott's targets by position and player in 2023:

Position Breakdown													
Comp.			Yds	TD	Comp.			Yds	TD				
WR.....	160	2,140	12		RB.....	53	327	1					
TE.....	46	468	6										
Player Breakdown by Completions													
Player				Cmp	Yds	TD	Player				Cmp	Yds	TD
C. Lamb.....				76	1,057	6	R. Dowdle .....				9	64	2
J. Ferguson....				40	421	4	L. Schoonmaker				5	44	2
T. Pollard.....				39	233	0	D. Vaughn.....				4	18	0
B. Cooks.....				33	452	4	J. Brooks.....				3	42	0
M. Gallup.....				26	321	1	H. Luepke.....				1	12	0
J. Tolbert.....				13	165	1	P. Hendershot..				1	3	0
K. Turpin.....				9	103	3							

#### Dak Prescott 2023 Completions by Position







## Career Statistics

**338**

**Receptions**

*\*most by Cowboys player in first four seasons*

**4,462**

**Receiving Yards**

*\*most by Cowboys player in first four seasons*

**7**

**Games with 10-Plus Catches**

*\*most in a Cowboys player's first four seasons*

## ★ NO SILENCING THIS LAMB ★

CeeDee Lamb started his Cowboys career loudly, passing Bob Hayes (46) and establishing a franchise record for the most receptions by a Cowboys rookie (74). He finished with the third-most receptions in a season in team history in 2022 (107), and Lamb is off to a blazing start this season. Lamb's 78 receptions in 2023 are the second-most by a Cowboy all-time in the first 11 games of a season:

### Most Receptions in First 11 Games of a Season Cowboys History

Player	Season	Rec
Jason Witten.....	2012	82
<b>CeeDee Lamb.....</b>	<b>2023</b>	<b>78</b>
Michael Irvin.....	1995	77
Amari Cooper.....	2020	71

Lamb also surpassed 1,000 receiving yards in 10 games in 2023, becoming one-of-three Cowboys receivers to reach 1,000 yards in the first 10 games of a season:

### Fastest to 1,000 Receiving Yards - Cowboys History

Player, Season	Games	Rec Yds
Michael Irvin, 1995.....	9	1,023
<b>CeeDee Lamb, 2023.....</b>	<b>10</b>	<b>1,013</b>
Terrell Owens, 2007.....	10	1,028
Michael Irvin, 1992.....	10	1,039

Additionally, Lamb became the first player in franchise history with three 1,000-yard receiving seasons in his first four years.

## ★ FEEDING LAMB ★

In addition to putting up big numbers in 2023, Lamb has helped out others around him on the Cowboys offense, including Dak Prescott. When targeting Lamb, Prescott has a 129.0 passer rating, second-highest passer rating when being targeted in the NFL this season (min. 70 targets):

### NFL WR/TE Passer Rating When Targeted - 2023 min. 70 targets

Player	Targets	Rec.	Yds	TD	Rting
Tyreek Hill, Mia.....	117	88	1,323	10	129.7
<b>CeeDee Lamb, Dal.....</b>	<b>102</b>	<b>78</b>	<b>1,066</b>	<b>6</b>	<b>129.0</b>
D.J. Moore, Chi.....	79	59	892	6	126.1
Nico Collins, Hou.....	73	50	800	5	121.9
Keenan Allen, LAC.....	123	96	1,119	7	120.2

**YAC**

CeeDee Lamb is lethal with the ball in his hands and has a knack to make defenders miss after the catch. Lamb's 382 yards after the catch are fourth in the NFL in 2023.

## ★ ON THE LAMB ★

CeeDee Lamb quickly rose to the No. 1 receiver spot for the Dallas Cowboys. Lamb recorded five 100-yard receiving games in 2022 and has five 100-yard performances in 2023, giving him 15 for his career:

### CeeDee Lamb Career 100-Yard Rec Games

Opp, Date	Rec Yds	Opp, Date	Rec Yds
<b>at Phi, 11/5/23.....</b>	<b>191</b>	vs. Phi, 12/24/22	120
<b>vs. LAR, 10/29/23.....</b>	<b>158</b>	<b>at LAC, 10/16/23</b>	<b>117</b>
<b>vs. NYG, 11/12/23.....</b>	<b>151</b>	at Min, 10/31/21	112
at GB, 11/13/22.....	150	vs. Atl, 9/20/20	106
at NE, 10/17/21.....	149	vs. NYG, 11/24/22	106
<b>vs. NYJ, 9/17/23.....</b>	<b>143</b>	at TB, 9/9/21	104
at Jax, 12/18/22.....	126	at Ten, 12/29/22	100
vs. NYG, 10/11/20.....	124		

Lamb's 15 career 100-yard receiving games are tied with Bob Hayes for the most 100-yard games by a Cowboys player in his first four seasons:

### Most 100-Yard Receiving Games Through First Four Seasons

Player	100-Yd Gms	Player	100-Yd Gms
Bob Hayes.....	15	Dez Bryant.....	9
<b>CeeDee Lamb.....</b>	<b>15</b>	Drew Pearson.....	9
Michael Irvin.....	13	Miles Austin.....	8

## ★ TD LAMB ★

CeeDee Lamb has reeled in five touchdown catches in 2023. Overall, Lamb has 26 career touchdown receptions, the third-most touchdown receptions in a Cowboys player's first four seasons:

### Most Receiving Touchdowns In First Four Seasons

Player	Rec TD	Player	Rec TD
Bob Hayes.....	45	Tony Hill.....	24
Dez Bryant.....	40	Michael Irvin.....	20
<b>CeeDee Lamb.....</b>	<b>26</b>	Terrance Williams.....	20

Lamb has tallied at least five receiving touchdowns in each of his four NFL seasons, one-of-three Cowboys with five touchdown catches in each of his first four seasons:

### Most Seasons with Five-Plus Rec TDs in First Four Seasons

Player	Seasons	Player	Seasons
<b>CeeDee Lamb.....</b>	<b>4</b>	Michael Irvin.....	3
Dez Bryant.....	4	Tony Hill.....	3
Bob Hayes.....	4		

## CEEDEE LAMB NOTES, CONT.

### ★ CEEDEE'S BIG PLAYS ★

CeeDee Lamb is no stranger when it comes to big plays. After tying for third in the NFL with 24 big play receptions in 2022, Lamb has reeled in 22 receptions of 20-plus yards in 2023, which leads the NFL:

#### 20-Plus Yard Reception Leaders - NFL 2023

Player	Rec	Player	Rec
<b>CeeDee Lamb, Dal.....</b>	<b>22</b>	A.J. Brown, Phi.....	18
Tyreek Hill, Mia.....	21	Keenan Allen, LAC.....	18
Brandon Aiyuk, SF.....	19		

### ★ SLOT MACHINE ★

CeeDee Lamb proved to be elusive when lining up as a slot receiver in 2022. Lamb's 867 yards out of the slot were first in the NFL in 2022. Lamb once again sits near the top of the NFL with 546 receiving yards out of the slot, good for second in 2023:

#### NFL Reception Leaders When Lining Up in The Slot - 2023

Player	Targets	Rec.	Rec. Yds
Christian Kirk, Jax.....	64	42	567
<b>CeeDee Lamb, Dal.....</b>	<b>54</b>	<b>39</b>	<b>546</b>
Amon-Ra St. Brown, Det.....	63	48	533
Keenan Allen, LAC.....	66	48	497
Adam Thielen, Car.....	66	50	458

### ★ NOT JUST A SLOT BOY ★

CeeDee Lamb has been a versatile weapon in his four NFL seasons. Head Coach Mike McCarthy has moved Lamb all over the field, seeing time in the slot and on the outside.

Below are Lamb's stats in 2023 when lining up in the slot position compared to lining up on the outside:

#### CeeDee Lamb - 2023

Slot	Outside
Routes: 234	Routes: 152
Targets: 54	Targets: 50
Receptions: 39	Receptions: 39
Receiving Yards: 546	Receiving Yards: 520
TD: 4	TD: 2

### ★ THIRD DOWN PLAYMAKER ★

Dallas is not shy about targeting its No. 1 wideout in crucial third down situations. Dak Prescott has targeted CeeDee Lamb 23 times on third down, and Lamb has come up with a first down reception on 19 of those 23 targets, an 84.6% third down reception percentage that ranks second in the NFL (min. 20 targets):

#### Reception Percentage on 3rd Down - NFL 2023 min. 20 3rd Down targets


Player, Team	3rd Dwn Tgt	Rec	1stDwn%
Michael Pittman Jr., Ind.....	21	18	85.7%
<b>CeeDee Lamb, Dal.....</b>	<b>26</b>	<b>12</b>	<b>84.6%</b>
A.J. Brown, Phi.....	24	20	83.3%
T.J. Hockenson, Min.....	29	23	79.3%
Adam Thielen, Car.....	32	25	78.1%

### ★ 88 MAKING HISTORY ★

CeeDee Lamb is no stranger to etching himself in Cowboys record books. Against the N.Y. Giants (11/12), Lamb took it a step further. The fourth-year receiver became the first player in NFL history to have three consecutive games of 10-plus catches and 150-plus receiving yards. Below is a game-by-game breakdown of Lamb's record-setting streak:

#### Streak of 10 Rec. and 150 Rec. Yds

Opp, Date	Rec	RecYds
vs. LAR, 10/29/23.....	12	158
at PHI, 11/5/23.....	11	191
vs. NYG, 11/12/23.....	11	151



### ★ 10-PIECE ★

CeeDee Lamb reeled in 11 receptions against the N.Y. Giants (11/12), giving him seven career games with double-digit catches. He is the first player in Cowboys history with seven games of 10-plus catches in his first four seasons. Below are Lamb's seven career games with 10-plus receptions:

#### CeeDee Lamb Games with 10-Plus Receptions

Opp/Date	Rec.	Yds
<b>@Phi, 11/5/23.....</b>	<b>11</b>	<b>191</b>
<b>LAR, 10/29/23.....</b>	<b>12</b>	<b>158</b>
<b>NYG, 11/12/23.....</b>	<b>11</b>	<b>151</b>
<b>NYJ, 9/17/23.....</b>	<b>11</b>	<b>143</b>
@GB, 11/13/22.....	11	150
@Ten, 12/29/22.....	11	100
Phi, 12/24/22.....	10	120

Lamb and Keenan Allen are the only two NFL players in 2023 with double-digit receptions in four games. Lamb's seven career games with 10-or-more receptions are tied with Justin Jefferson and Tyreek Hill for the most 10-catch games in the NFL since 2022:

#### Most Games with 10 Receptions - NFL 2022-23

Player	Games	Player	Games
Justin Jefferson, Min.....	7	Keenan Allen, LAC.....	6
<b>CeeDee Lamb, Dal.....</b>	<b>7</b>	Ja'Marr Chase, Cin.....	5
Tyreek Hill, Mia.....	7	Stefon Diggs, Buf.....	5

Lamb's four 10-catch games in 2023 are a single-season franchise record and the most in the NFL in 2023. Lamb's seven career games with at least 10 receptions are tied with Michael Irvin for second in franchise history:

#### Most Games with 10 Receptions - Cowboys History

Player	Games	Player	Games
Jason Witten.....	11	Amari Cooper.....	6
Michael Irvin.....	7	Miles Austin.....	5
<b>CeeDee Lamb.....</b>	<b>7</b>	Dez Bryant.....	4

Since 2022, Lamb has recorded at least 10 receptions, 100 receiving yards and two touchdowns in three career games, the most such games in franchise history. Since the start of 2022, Lamb is also the only receiver in the NFL with 10 receptions, 100 receiving yards and two touchdowns in three contests:

#### Most Games with 10 Rec, 100 Yds and 2 TDs - NFL 2022-23

Player	Games	Player	Games
<b>CeeDee Lamb.....</b>	<b>3</b>	Davante Adams, LV.....	2
Tyreek Hill, Mia.....	2		

### ★ LET'S GO STREAKING ★

CeeDee Lamb's historic three-game run (vs. LAR, 10/29 - vs. NYG, 11/12) elevated him to the top of the NFL in 2023. Below are Lamb's streaks that he held from Weeks 8-10. Lamb's three straight games with double-digit receptions are a franchise record and tied for second in NFL history behind only Calvin Johnson:

#### Consecutive Games with 10-Plus Receptions - NFL History

Player, Season	Games	Player, Season	Games
Calvin Johnson, 2012.....	4	Keenan Allen, 2017.....	3
<b>CeeDee Lamb, 2023.....</b>	<b>3</b>	Brandon Marshall, 2012.....	3
Justin Jefferson, 2022.....	3	Andre Johnson, 2008.....	3
Stefon Diggs, 2020.....	3	Reggie Wayne, 2007.....	3
Michael Thomas, 2019.....	3	Brett Perriman, 1995.....	3
Michael Thomas, 2018.....	3		

Lamb's also rode a four-game streak with 100 receiving yards (at LAC, 10/16 - vs. NYG, 11/12), one-of-three players in Cowboys history to tally four straight 100-yard games:

#### Consecutive Games with 100 Rec Yds - Cowboys History

Player, Season	Games	Player, Season	Games
Michael Irvin, 1995.....	7	Terrell Owens, 2007.....	3
<b>CeeDee Lamb, 2023.....</b>	<b>4</b>		



## CEEDEE LAMB/JAKE FERGUSON NOTES

### ★ CLIMBING THE CHARTS ★

CeeDee Lamb has established himself as one of the best receivers in the league, as he ranks among the top pass catchers in every main receiving statistic:

#### NFL Leaders - 2023

##### Receptions

1. Keenan Allen (97)
2. Tyreek Hill (88)
3. Stefon Diggs (83)
4. Amon-Ra St. Brown (82)
5. **CeeDee Lamb (78)**

##### Receiving Yards

1. Tyreek Hill (1,324)
2. Keenan Allen (1,117)
3. **CeeDee Lamb (1,066)**
4. A.J. Brown (1,050)
5. Amon-Ra St. Brown (993)

##### 20+ Rec

1. **CeeDee Lamb (22)**
2. Tyreek Hill (21)
3. Brandon Aiyuk (19)
4. A.J. Brown (18)
5. Keenan Allen (18)

##### Yards After Catch

1. Tyreek Hill (459)
2. Rachaad White (414)
3. Amon-Ra St. Brown (389)
4. **CeeDee Lamb (382)**
5. D.J. Moore (380)

### ★ CEEDEE'S BREAKDOWN ★

Below is a chart detailing CeeDee Lamb's receptions in 2023, *Pro Football Focus*:

Outside Left	Between Numbers	Outside Right
4/5 (0) 90 (4) 1 TD, 0 INT 158.3 NFL	4/6 (0) 97 (11) 0 TD, 0 INT 109.7 NFL	0/0 (0) 0 (0) 0 TD, 0 INT
5/6 (0) 119 (57) 1 TD, 0 INT 158.3 NFL	7/10 (1) 156 (74) 1 TD, 0 INT 145.8 NFL	10/15 (0) 152 (7) 2 TD, 0 INT 139.4 NFL
7/8 (1) 66 (36) 0 TD, 0 INT 101 NFL	16/19 (0) 183 (79) 0 TD, 0 INT 106.8 NFL	9/12 (0) 59 (29) 0 TD, 0 INT 85.1 NFL
4/4 (0) 12 (20) 0 TD, 0 INT 79.2 NFL	4/4 (0) 12 (27) 0 TD, 0 INT 79.2 NFL	4/4 (0) 13 (18) 0 TD, 0 INT 80.2 NFL

Statistics: REC/TOT (Drops)  
YDS (YAC)

### ★ YOUNG LAMB ★

CeeDee Lamb established himself as a top-tier wide receiver in 2022. He was the third Cowboys player with 100 receptions in a season and by far the youngest player in franchise history (23 years old) to surpass 100 receptions in a season:

Lamb has continued to etch himself in the Cowboys record books, despite playing just his fourth NFL season while donning the iconic No. 88 Cowboys jersey.

Against the LA Rams (10/29), Lamb became the fastest player in franchise history to surpass 300 career receptions:

#### Fastest to 300 Career Receptions - Cowboys History

Player	Games	Rec
<b>CeeDee Lamb</b> .....	<b>56</b>	<b>306</b>
Dez Bryant .....	61	307
Michael Irvin .....	72	301
Jason Witten .....	73	307

Lamb also became the second-fastest Cowboys player to reach 4,000 career receiving yards, trailing only Bob Hayes:

#### Fastest to 4,000 Career Rec. Yards - Cowboys History

Player	Games	Rec Yds
Bob Hayes .....	52	4,038
<b>CeeDee Lamb</b> .....	<b>56</b>	<b>4,029</b>
Dez Bryant .....	58	4,005
Michael Irvin .....	59	4,025

### ★ RECEPTION PERCENTAGE ★

In addition to putting up monstrous numbers when it comes to yards and receptions, CeeDee Lamb has shown his efficiency as a receiver early in 2023.

Lamb has caught 78 of the 102 passes thrown his way, a 76.5% reception percentage that ranks sixth in the NFL:

#### WR Reception Percentage - 2023 (min. 50 targets)

Player, Team	Tgts	Rec.	Rec%
Rashee Rice, KC .....	55	44	80.0%
Curtis Samuel, Was .....	60	47	78.3%
Amon-Ra St. Brown, Det. ....	105	82	78.1%
Keenan Allen, LAC .....	123	96	78.0%
Adam Thielen, Car .....	99	77	77.8%
<b>CeeDee Lamb, Dal .....</b>	<b>102</b>	<b>78</b>	<b>76.5%</b>

### ★ NFC OFFENSIVE POTW ★



CeeDee Lamb was named NFC Offensive Player of the Week for the Week 10 win against the N.Y. Giants (11/12).

Lamb had 11 catches for 151 yards with a touchdown reception and a rushing score in the Cowboys' 48-17 win over the Giants. He became the first player in NFL history to have three straight games of at least 10 catches for 150+ yards.

This was the first weekly honor for Lamb, who is the first Cowboys receiver to win this award since Amari Cooper won it twice in a three-week span in 2018.

### ★ FERGALICIOUS ★

Second-year tight end Jake Ferguson has excelled in his first season as the No. 1 tight end for the Dallas Cowboys. Ferguson has 39 receptions for 386 yards and four touchdowns, tied for seventh among NFL tight ends in 2023:

#### Receiving TDs - NFL Tight Ends 2023

Player	Rec TD	Player	Rec TD
Mark Andrews, Bal .....	6	Sam LaPorta, Det .....	5
Cole Kmet, Chi .....	5	<b>Jake Ferguson, Dal .....</b>	<b>4</b>
George Kittle, SF .....	5	Donald Parham, LAC .....	4
Dalton Schultz, Hou .....	5	T.J. Hockenson, Min .....	4
Travis Kelce, KC .....	5		

Ferguson has reeled in a touchdown reception in three straight games, becoming the first Cowboys tight end with a three-game touchdown streak since Jason Witten in 2011. Ferguson has six career touchdown catches, tied for the third-most by a Cowboys tight end in the first two seasons of a career:

#### Most Receiving TDs in First Two Seasons - Cowboys TEs

Player	Rec TD	Player	Rec TD
Billy Joe Dupree, 1973-74 ...	9	Gavin Escobar, 2013-14 ..	6
Jason Witten, 2003-04 .....	7	Lee Folkins, 1962 .....	6
<b>Jake Ferguson, 2022-23 ...</b>	<b>6</b>		

Ferguson also has the second-most receptions by a Cowboys tight end in the first two seasons of a career:

#### Most Receptions in First Two Seasons - Cowboys TEs

Player	Rec	Player	Rec
Jason Witten .....	122	Eric Bjornson .....	55
<b>Jake Ferguson .....</b>	<b>59</b>	Lee Folkins .....	39
Billy Joe Dupree .....	58		

Lastly, Ferguson has the third-most receiving yards by a Cowboys tight end in the first two seasons of a career:

#### Most Receiving Yds in First Two Seasons - Cowboys TEs

Player	Yds	Player	Yds
Jason Witten .....	1,327	Lee Folkins .....	536
Billy Joe Dupree .....	858	Martellus Bennett .....	442
<b>Jake Ferguson .....</b>	<b>595</b>		



## TONY POLLARD NOTES



### 2023 Stats (NFL RB Rank)

<b>6</b>	20-Yard Rushes (T-3rd)
<b>18.1</b>	Touches-Per-Game (T-5th)
<b>39</b>	Receptions (5th)
<b>160</b>	Carries (8th)

### ★ CALL IT, HAUL IT ★

Tony Pollard led the Cowboys with 1,007 rushing yards on 193 carries (5.2 avg.) while adding 39 receptions for 371 yards in 2022. Pollard's 5.9 yards-per-touch led all NFL running backs in 2022 - min. 150 touches.

In 2023, Head Coach Mike McCarthy has relied on Pollard to be the Cowboys workhorse out of the backfield. Pollard is averaging 18.1 touches-per-game, tied for fifth among qualifying running backs:

#### Offensive Touches-Per-Game - 2023

Player	Touch/Gm	Player	Touch/Gm
Christian McCaffrey, SF	.21.9	Rachaad White, TB	18.1
Saquon Barkley, NYG	21.4	Derrick Henry, Ten	17.9
Josh Jacobs, LV	21.3	D'Andre Swift, Phi	17.7
Travis Etienne Jr, Jax	20.9	Joe Mixon, Cin	17.6
<b>Tony Pollard, Dal</b>	<b>18.1</b>	Isiah Pacheco, KC	17.1

Pollard is 12th among NFL running backs with 82.0 scrimmage yards-per-game. Pollard has totaled 100 scrimmage yards in four games in 2023 (NYJ, 9/17; at Ari, 9/24; at LAC, 10/16; WAS, 11/23), giving him 16 career games with 100-plus scrimmage yards.

### ★ BIG PLAY WAITING TO HAPPEN ★

Tony Pollard is no stranger to explosive plays, even before he became the Cowboys No. 1 back in 2023. Since 2020 Pollard has tallied five touchdown runs of 40-plus yards, tied for the most in the NFL in that span:

#### Most 40-Plus Yard Rushing TDs - 2020-23

Player	40-Yd TD	Player	40-Yd TD
<b>Tony Pollard, Dal</b>	<b>5</b>	Derrick Henry, Ten	5
Jonathan Taylor, Ind	5	Nick Chubb, Cle	4

Pollard has six carries for 20-or-more yards in 2023, tied for third in the league. Since the start of 2022, Pollard has 14 rushes of 20-plus yards, tied for third in the NFL during that span:

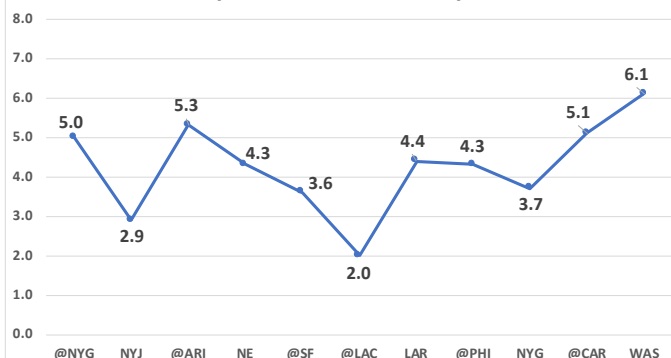
#### Most 20-Yard Rushes - NFL 2022-23

Player	20-Yd Rsh	Player	20-Yd Rsh
<b>Tony Pollard, Dal</b>	<b>15</b>	Raheem Mostert, Mia	13
Kenneth Walker III, Sea	15	Christian McCaffrey, SF	13
Saquon Barkley, NYG	15	Travis Etienne Jr., Jax	13
Nick Chubb, Cle	14	Justin Fields, Chi	12
Derrick Henry, Ten	13		

### ★ HEATING UP ★

After leading the NFL in yards-per-touch (5.9) in 2022, Tony Pollard got off to a mild start in 2023. Pollard averaged 3.9 yards-per-carry through the first nine games, but in the last two games Pollard is averaging 5.6 yards-per-carry, first in the NFL over the last two weeks. Below is Pollard's game-by-game rushing average:

Tony Pollard Yards-Per-Carry - GxG



### ★ COMPLETE BACK ★

Tony Pollard is asked to play a pivotal role in pass protection, picking up blitzers and helping combat opposing rushers. Pollard has improved each season as his workload as a pass protector increases. In 2023 Pollard's 69 pass block attempts are second among NFL running backs, and his 99.2% pass block efficiency is first among running backs who have at least 40 pass block attempts:

Year	Pass Blk Snps	Eff%	Year	Pass Blk Snps	Eff%
<b>2023</b>	<b>69 (2nd)</b>	<b>99.2%</b>	2020	39 (t-40th)	94.7%
2022	62 (22nd)	94.2%	2019	9 (t-99th)	87.5%
2021	39 (47th)	87.5%			

### ★ KEEP IT <sup>100</sup> PART 2 ★

Tony Pollard has 100-yard rushing game in 2023 at Arizona (9/24). Pollard has seven career games with 100-plus rushing yards, 10th all-time among Cowboys running backs:

Opp	Date	Att.	Rush Yds
vs. LAR	12/15/19	12	131
vs. Chi	10/30/22	14	131
<b>at Ari</b>	<b>9/24/23</b>	<b>23</b>	<b>122</b>
at GB	11/13/22	22	115
at LAC	9/19/21	13	109
at NYG	9/26/22	13	105
vs. Mia	9/22/19	13	103

## OFFENSIVE NOTES

### ★ THIRD DOWN SUCCESS ★

Dallas has been exceptional on third down in 2023. The Cowboys are second in the NFL with a 47.7% third down conversion rate:

#### Third Down Conversion Percentage - NFL 2023

Team	3DAtt	3DConv.	3DPct
Buffalo .....	155	77	49.7%
<b>Dallas .....</b>	<b>151</b>	<b>72</b>	<b>47.7%</b>
Philadelphia .....	148	70	47.3%
Kansas City .....	140	64	45.7%
San Francisco .....	117	52	44.4%

Below is a breakdown of the Cowboys third down conversions by distance in 2023:

3rd & Short (<4 Yds)	3rd & Med (4-6 Yds)	3rd & Long (>6 Yds)	3rd & 10+
25-43 (58.1%)	27-43 (62.8%)	20-65 (30.8%)	7-35 (20.0%)
Rank: t-21st	Rank: 2nd	Rank: 5th	Rank: 8th

### ★ POINT BARRAGE ★

Dallas has scored 347 points in 2023 (31.5 ppg) - first in the NFL in 2023 and the third-highest point total through 11 games in team history:

#### Dallas Cowboys Most Points Through 11 Games

Season	Pts	Season	Pts
1966 .....	366	1968 .....	346
2007 .....	358	1983 .....	341
<b>2023 .....</b>	<b>347</b>	2021 .....	326

### ★ SHOTS...EXPLOSIVES... ★

The Cowboys offensive production has correlated in large part to their ability to produce explosive plays (10-plus yards) in 2023. Dallas has racked up 161 explosive plays in 2023 - good for fifth in the NFL this season:

#### Explosive Plays (10-Plus Yards) - 2023 NFL

Team	10+ Rush	10+ Pass	Tot 10+
Miami .....	44	133	177
Houston .....	35	132	167
Washington .....	34	133	167
Buffalo .....	41	123	164
<b>Dallas .....</b>	<b>34</b>	<b>127</b>	<b>161</b>

Dallas' 127 explosive pass plays are fourth in the NFL in 2023.

### ★ TIME OF POSSESSION ★

Part of Mike McCarthy's complementary football formula is dominating the time of possession. In 2023, Dallas is averaging 31:39 in time of possession, good for sixth in the NFL this season:

#### Time of Possession Leaders - NFL 2023

Team	TOP	Team	TOP
Cleveland .....	33:19	San Francisco .....	31:48
Philadelphia .....	32:00	Jacksonville .....	31:43
Detroit .....	31:55	<b>Dallas .....</b>	<b>31:39</b>

### ★ 40-BURGER ★

Dallas is no stranger when it came to lighting up the scoreboard in 2023, as it leads the NFL in points-per-game (31.5). The Cowboys lead the league with four 40-point games in 2023, tied for the third-most 40-point games in a season in team history:

#### Most 40-Point Games in a Season - Cowboys History

Team	40+ Gms	Player	40+ Gms
1971 .....	5	<b>2023 .....</b>	<b>4</b>
2021 .....	5	1966 .....	4
2022 .....	4		

#### Dallas Cowboys 40-Point Games - 2023

Opp. Date	Score
at NYG, 9/10/23 .....	40-0
vs. LAR, 10/29/23 .....	43-20
vs. NYG, 11/12/23 .....	49-17
vs. Was, 11/23/23 .....	45-10

Since Head Coach Mike McCarthy arrived in 2020, the Cowboys have the most 40-point outings (15 games) among NFL teams.

#### Most 40-Point Games - NFL 2020-23

Team	40+ Gms	Team	40+ Gms
<b>Dallas .....</b>	<b>15</b>	Tampa Bay .....	7
Kansas City .....	8	Green Bay .....	6
Buffalo .....	8		

### ★ DALLAS' DECISIVE WINS ★

Along with starting 8-3 for back-to-back seasons for the first time since 1994-95, Dallas' wins have come in convincing fashion in 2023. The Cowboys have won seven games by 20-plus points, tied with the 1968 Cowboys team for the most such games in franchise history:

#### Most 20-Point Wins in a Season - Cowboys History

Team	20Pt Wins	Team	20Pt Wins
<b>2023 .....</b>	<b>7</b>	1978 .....	6
1968 .....	7	1993 .....	5
1973 .....	6	2021 .....	5

#### Dallas Cowboys 20-Point Wins - 2023

Opp. Date	Score
at NYG, 9/10/23 .....	40-0
vs. NYJ, 9/17/23 .....	30-10
vs. NE, 10/1/23 .....	38-3
vs. LAR, 10/29/23 .....	43-20
vs. NYG, 11/12/23 .....	49-17
at CAR, 11/19/23 .....	33-10
vs. WAS, 11/23/23 .....	45-10

Dallas is the fourth NFL team since 2000 - first since the 2007 Patriots - with seven wins of 20-or-more points in a season:

#### Most 20-Point Wins in a Season - NFL 2000-23

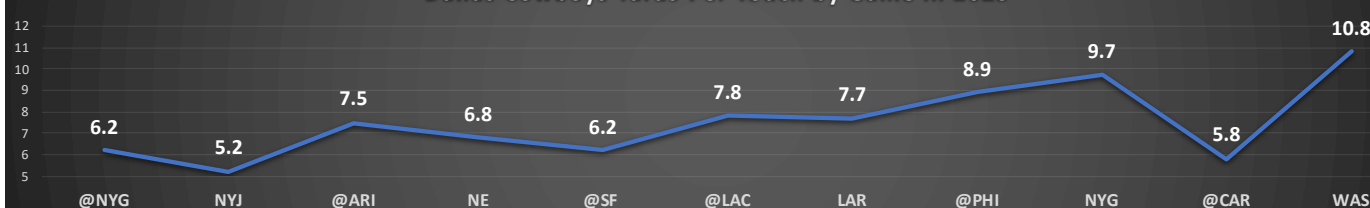
Team	20PtWins	Team	20PtWins
2007 New England .....	10	2014 New England .....	7
<b>2023 Dallas Cowboys .....</b>	<b>7</b>	2012 New England .....	7

### ★ HITTING OUR STRIDE ★

The Dallas Cowboys are averaging 7.4 yards-per-touch, 10th in the NFL. However, Dallas' offense has ramped up significantly in its last six games. Through the first five games of 2023, Dallas was averaging 6.3 yards-per-touch. In the last six contests, the Cowboys are averaging 8.4 yards-per-touch, second in the NFL during Weeks 6-12 behind Houston (8.5).

Most recently, Dallas' 10.8 yards-per-touch against Washington (11/23) was its highest yards-per-touch mark in a single game since 2019 against Green Bay (12.2, 10/6). Below is a chart detailing Dallas' yards-per-touch for each game in 2023.

Dallas Cowboys Yards-Per-Touch by Game in 2023



## OFFENSIVE NOTES, CONT.

### ★ OFFENSIVE LINE SHUFFLE ★

The chart below shows the average age and experience of the Cowboys expected offensive line going into Week 1 versus the starting combination in each week of the season:

#### Offensive Line in Week 1 at N.Y. Giants

	LT	LG	C	RG	RT
	Tyron Smith	C. Edoga	T. Biadasz	Z. Martin	T. Steele
Age	32	26	25	32	26
Exp.	13	5	4	10	4

Avg. Age - 28.2 years

Avg. Exp. - 7.2 years

#### Offensive Line in Week 2 vs. N.Y. Jets

	LT	LG	C	RG	RT
	Tyron Smith	C. Edoga	T. Biadasz	Z. Martin	T. Steele
Age	32	26	25	32	26
Exp.	13	5	4	10	4

Avg. Age - 28.2 years

Avg. Exp. - 7.2 years

#### Offensive Line in Week 3 at Arizona

	LT	LG	C	RG	RT
	C. Edoga	Tyler Smith	B. Hoffman	T.J. Bass	T. Steele
Age	26	22	24	24	26
Exp.	5	2	1	R	4

Avg. Age - 24.4 years

Avg. Exp. - 2.6 years

#### Offensive Line in Week 4 vs. New England

	LT	LG	C	RG	RT
	C. Edoga	Tyler Smith	T. Biadasz	Z. Martin	T. Steele
Age	26	22	25	32	26
Exp.	5	2	4	10	4

Avg. Age - 26.2 years

Avg. Exp. - 5.0 years

#### Offensive Line in Week 5 at San Francisco

	LT	LG	C	RG	RT
	Tyron Smith	Tyler Smith	T. Biadasz	Z. Martin	T. Steele
Age	32	22	25	32	26
Exp.	13	2	4	10	4

Avg. Age - 27.4 years

Avg. Exp. - 6.6 years

#### Offensive Line in Week 6 at LA Chargers

	LT	LG	C	RG	RT
	Tyron Smith	Tyler Smith	T. Biadasz	Z. Martin	T. Steele
Age	32	22	25	32	26
Exp.	13	2	4	10	4

Avg. Age - 27.4 years

Avg. Exp. - 6.6 years

#### Offensive Line in Week 8 vs. LA Rams

	LT	LG	C	RG	RT
	C. Edoga	Tyler Smith	T. Biadasz	Z. Martin	T. Steele
Age	26	22	25	32	26
Exp.	5	2	4	10	4

Avg. Age - 26.2 years

Avg. Exp. - 5.0 years

#### Offensive Line in Week 9 at Philadelphia

	LT	LG	C	RG	RT
	Tyron Smith	Tyler Smith	T. Biadasz	Z. Martin	T. Steele
Age	32	22	25	32	26
Exp.	13	2	4	10	4

Avg. Age - 27.4 years

Avg. Exp. - 6.6 years

#### Offensive Line in Week 10 vs. N.Y. Giants

	LT	LG	C	RG	RT
	Tyron Smith	Tyler Smith	T. Biadasz	Z. Martin	T. Steele
Age	32	22	25	32	26
Exp.	13	2	4	10	4

Avg. Age - 27.4 years

Avg. Exp. - 6.6 years

### ★ OFFENSIVE LINE SHUFFLE, CONT. ★

#### Offensive Line in Week 11 at Carolina

	LT	LG	C	RG	RT
	Tyron Smith	Tyler Smith	T. Biadasz	Z. Martin	T. Steele
Age	32	22	26	33	26
Exp.	13	2	4	10	4

Avg. Age - 27.8 years

Avg. Exp. - 6.6 years

#### Offensive Line in Week 12 vs. Washington

	LT	LG	C	RG	RT
	Tyron Smith	Tyler Smith	T. Biadasz	Z. Martin	T. Steele
Age	32	22	26	33	26
Exp.	13	2	4	10	4

Avg. Age - 27.8 years

Avg. Exp. - 6.6 years

### ★ SUSTAINING SUCCESS ★

Partly due to a high third down conversion rate, the Cowboys have sustained long drives in 2023. After finishing with the 17th-most 10-play drives (31) in 2022, Dallas ranks first with 31 10-play drives in 2023 and cashed in for points on all but six of those 10-play drives:

#### Most 10-Play Drives - NFL 2023

Team	10-Play Dr	TDs	FGs	Tot Scores	Efficcy
Dallas.....	31	11	14	25	80.6%
LA Chargers .....	27	11	12	23	85.2%
Philadelphia.....	25	11	11	22	88.0%
Carolina.....	25	9	7	16	64.0%

### ★ MOVE THE CHAINS ★

The Cowboys offense has racked up first downs in 2023, as their 247 first downs are tied for fifth in the NFL in 2023:

#### Most First Downs - NFL 2023

Team	1stD	Team	1stD
Buffalo.....	271	Philadelphia.....	250
Washington.....	254	Dallas.....	247
Baltimore .....	251	Detroit/SF .....	247

Dallas picked up 32 first downs in the win against the N.Y. Giants (11/12), tied for third in Cowboys history and the most first downs in a game by any NFL team this season:

#### Total First Downs Made in Single Game - NFL 2023

Team	Opp, Date	1st Dwns
Dallas .....	vs. NYG, 11/12	32
Kansas City.....	vs. Chi, 9/24	31
Four others tied....		30

### ★ FAST AND FURIOUS STARTS ★

Dallas is at its best when starting off fast, as the Cowboys are 8-1 in 2023 when leading at halftime and 0-2 when trailing at the break. Dating back to 2022, Dallas is 16-2 (.882) when leading at halftime and 4-5 when trailing at the break.

The Cowboys are also averaging 19.5 points in the first half in 2023, the highest first half scoring average in the NFL this season:

#### First Half Scoring Average - NFL 2023

Team	Pts/1H	Team	Pts/1H
Dallas .....	19.5	San Francisco .....	15.7
Kansas City .....	16.9	Baltimore .....	15.3
Miami .....	16.5	LA Chargers .....	14.9

The Cowboys have scored 88 points in the first quarter in 2023, tops in the NFL:

#### First Quarter Points Scored - NFL 2023

Team	1Q Pts	Team	1Q Pts
Dallas .....	88	LA Chargers .....	71
Baltimore .....	86	Philadelphia.....	70
San Francisco.....	72	Detroit.....	67



## SECONDARY NOTES



### 2023 PASS DEFENSE STATS

**12**

Interceptions  
(T-3rd)

**77.7**

Passer Rating Against  
(5th)

**167.2**

Net Passing Yards/Game  
(2nd)

### ★ NOT SO BLAND ★

The Dallas Cowboys selected cornerback DaRon Bland in the fifth round (167th overall) of the 2022 NFL Draft. As a rookie, Bland filled in as a starter at both nickel corner and outside corner due to injuries. Bland stepped up for the Dallas secondary, tying for second among NFL rookies with five interceptions, and his five picks were the most by a Cowboys rookie since 2002 (Roy Williams and Derek Ross).

Bland is up to the task once again in 2023, as he leads the NFL with seven interceptions in 2023. He also has more interceptions (12) than any other player since entering the league in 2022:

#### Interceptions - NFL 2022-23

Player	INT	Player	INT
<b>DaRon Bland, Dal</b> .....	<b>12</b>	Riq Woolen, Sea	8
Justin Simmons, Den	9	Four others tied	7

Bland's 12 career interceptions are also the third-most by a Cowboys player in their first two seasons:

#### Interceptions in First Two Seasons - Cowboys History

Player	INT	Player	INT
Everson Walls	18	<b>DaRon Bland</b> .....	<b>12</b>
Trevon Diggs	14	Mel Renfro	9

### ★ TO THE HOUSE ★

DaRon Bland is tied for first in the NFL with seven interceptions in 2023. Bland has returned five of his interceptions for touchdowns, a single-season NFL record:

#### Most Pick-Sixes in a Season - NFL History

Player, Season	INT TD	Player, Season	INT TD
<b>DaRon Bland, 2023</b> .....	<b>5</b>	Ken Houston, 1971	4
Eric Allen, 1993	4	Jim Kearney, 1972	4

Bland's five pick-sixes are also the most all-time in Cowboys history:

#### Most Career Pick-Sixes - Cowboys History

Player, Season	INT TD	Player, Season	INT TD
<b>DaRon Bland</b> .....	<b>5</b>	Dennis Thurman	4
Dexter Coakley	4	Five others tied	3

### ★ DO-IT-ALL DaRON ★

In addition to leading the NFL in interceptions, DaRon Bland has also become a proven tackler in the Cowboys secondary. Bland is one-of-four cornerbacks in the NFL this season with double-digit tackles and an interception in the same game:

#### Cornerbacks with 10 Tackles, 1 INT in a Game - NFL 2023

Player, Team	Opp, Date	Tkls	INT
<b>DaRon Bland, Dal</b> .....	<b>vs. Was, 11/23/23</b>	<b>10</b>	<b>1</b>
D.J. Reed, NYJ	vs. Mia, 11/24/23	10	1
Carlton Davis, TB	at Ind, 11/26/23	10	1
Deommodore Lenoir, SF	at LAR, 9/17/23	10	1

### ★ LOOK AWAY ★

Dallas is tied for third in the NFL with 12 interceptions and tied for 13th with 51 pass breakups. Opposing quarterbacks have struggled against the Cowboys secondary, as Dallas' 77.7 opponent passer rating ranks fifth in the NFL.

When targeted, second-year corner DaRon Bland has allowed a passer rating of 36.9, first among NFL cornerbacks who have been targeted with at least 30 pass attempts:

#### Passer Rating When Targeted (min. 30 targets) - NFL 2023

Rnk	Player, Team	Tgt	Rec	INT	PsRtingAg
1.	<b>DaRon Bland, Dal</b> .....	<b>59</b>	<b>31</b>	<b>7</b>	<b>36.9</b>
2.	Paulson Adebo, NO	45	27	4	45.7
3.	Jaylon Johnson, Chi	35	18	2	49.5
4.	Martin Emerson Jr, Cle	43	19	2	50.5
5.	Joey Porter Jr., Pit	34	14	1	59.2

### ★ PASS BREAKUP UNIT ★

Along with the league lead in interceptions (seven), DaRon Bland is tied for fifth in pass breakups (13):

#### Pass Breakups - NFL 2023

Player	PBU	Player	PBU
Darius Williams, Jax	16	Devon Witherspoon, Sea	14
Benjamin St-Juste, Was	15	<b>DaRon Bland, Dal</b> .....	<b>13</b>
Charvarius Ward, SF	15	Paulson Adebo, NO	13

### ★ GILLY LOCK ★

The Dallas Cowboys added a lockdown corner when they traded a 2023 fifth round pick to the Colts for the former 2019 NFL Defensive Player of the Year, Stephon Gilmore, who has added a veteran presence to the Dallas secondary.

Gilmore has two interceptions in 2023 and has 31 picks in his career, the fifth-most among active players.

#### NFL Pass Defense Leaders - Active Players

##### Interceptions

1. Patrick Peterson (35)
2. Harrison Smith (34)
3. Tashaun Gipson Sr. (33)
4. Marcus Peters (33)
5. **Stephon Gilmore (31)**

##### Pass Breakups

1. Darius Slay (141)
2. **Stephon Gilmore (136)**
3. Patrick Peterson (120)
4. Kareem Jackson (110)
5. James Bradberry (105)

According to *Pro Football Focus*, Gilmore has allowed 28 receptions on 56 targets, a 50.0% reception percentage allowed that ranks second in the NFL among corners who have been targeted at least 40 times:

#### Reception Percentage Allowed (min. 40 targets) - NFL 2023

Player, Team	Tgt	Rec	Rec%
Martin Emerson Jr., Pit	59	31	36.9%
<b>Stephon Gilmore, Dal</b> .....	<b>56</b>	<b>28</b>	<b>50.0%</b>
Jaylon Johnson, Chi	35	18	49.5%
Martin Emerson Jr, Cle	40	18	50.7%
Joey Porter Jr., Pit	31	12	54.5%

## MICAH PARSONS NOTES



### BY THE NUMBERS

**38.0**

**Career Sacks**

*\*fourth in the NFL since 2021*

**219**

**Career Pressures**

*\*third in the NFL since 2021, per PFF*

**21.4**

**Pressure Percentage**

*\*leads all edge defenders since 2021*



2023 DALLAS COWBOYS

### ★ THE LIONBACKER ★

Micah Parsons proved to be explosive off the edge in his first two seasons with Dallas. Parsons led the NFL with 90 quarterback pressures and a league high 19.3% pressure percentage in 2022.

Parsons has not slowed down in 2023. His 71 pressures once again lead the NFL. He has also pressured quarterbacks on 20.8% of his pass rushes, first among all NFL defenders who have at least 200 pass rush snaps in 2023:

Quarterback Pressures, PFF 2023			
Player	Pressures	Ps Rush	Prsr%
<b>Micah Parsons, Dal</b> .....	<b>71</b>	<b>342</b>	<b>20.8%</b>
Nick Bosa, SF .....	66	389	17.0%
Maxx Crosby, LV .....	64	457	14.0%
Aidan Hutchinson, Det .....	63	404	15.6%
Josh Allen, Jax .....	60	337	17.8%

NFL Next Gen Stats clocked Parsons at an average pass rush get-off of 0.57 seconds against the N.Y. Jets (9/17) – the fastest of any player in a game over the last two years.

Parsons generated nine pressures on 30 pass rush snaps at Carolina (11/19), a 30.0% pressure rate that led all NFL defenders in Week 11.

### ★ THE PARSONS GAMBIT ★

Micah Parsons is one of the most versatile players in the NFL. The Cowboys have continued to move Parsons around the defense in 2023. Below are his snap counts by position, per PFF:

	DLine	LB	CB	S	Total
Week 1 at NYG .....	33	7	0	0	40
Week 2 vs. NYJ .....	37	4	0	0	41
Week 3 at ARI .....	49	6	0	0	55
Week 4 vs. NE .....	41	3	0	0	44
Week 5 at SF .....	56	3	0	0	59
Week 6 at LAC .....	59	8	0	0	67
Week 8 vs. LAR .....	33	15	0	0	48
Week 9 at PHI .....	48	3	0	0	51
Week 10 vs. NYG .....	28	10	1	0	39
Week 11 at CAR .....	33	10	0	0	43
Week 12 vs. WAS .....	57	7	0	0	64
<b>Totals</b> .....	<b>474</b>	<b>76</b>	<b>1</b>	<b>0</b>	<b>552</b>

**11**

Micah Parsons has 11.5 sacks in 2023 and is the first player in Cowboys history with double-digit sacks in each of his first three seasons. Parsons is also the third NFL player since 1982 with 11.0 sacks in each of his first three seasons, joining Reggie White and Dwight Freeney.

### ★ THE LION IS ALWAYS HUNGRY ★

Micah Parsons was on the prowl for opposing quarterbacks in his first two seasons with the Dallas Cowboys, finishing with 13.0 sacks as a rookie and 13.5 sacks in 2022, good for seventh in the NFL. In 2023 Parsons is tied for sixth in the NFL with 11.5 sacks.

Parsons' career sack total is up to 38.0, the seventh-most sacks in a NFL player's first 44 career games since sacks became official in 1982:

#### Most Sacks Through 44 Career Games - Since 1982

Player/Team	Seasons	Sacks
Reggie White, Phi .....	1985-88	53.0
Derrick Thomas, KC .....	1989-91	43.5
Aldon Smith, SF .....	2011-13	42.0
Myles Garrett, Cle .....	2017-20	39.5
Shawne Merriman, SD .....	2005-07	39.5
Von Miller, Den .....	2011-14	39.0
<b>Micah Parsons, Dal</b> .....	<b>2021-23</b>	<b>38.0</b>
Joey Bosa, LAC .....	2016-19	37.0
Dwight Freeney, Ind .....	2002-04	37.0

With 1.5 sacks against Washington (11/23), Parsons now has 13 career multi-sack games, the fourth-most multi-sack games in a NFL player's first three seasons since 1982:

#### Most Multi-Sack Games Through First Three Seasons Since 1982

Player/Team	Multi-Sack Gms	Seasons
Reggie White, Phi .....	17	1985-87
Aldon Smith, SF .....	16	2011-13
Richard Dent, Chi .....	14	1983-85
<b>Micah Parsons, Dal</b> .....	<b>13</b>	<b>2021-23</b>
Shawne Merriman, SD .....	12	2005-07

### ★ BEWARE OF THE LION ★

Micah Parsons is one of the game's top pass rushers, and he led the league in pass rush win rate (30%) in 2022. In 2023, Parsons again leads the NFL in pass rush win rate (34.3%), which occurs when a defender beats his block in less than 2.5 seconds:

#### Pass Rush Win Rate - NFL 2023

Rk	Player, Team	Wins	Plays	PRWR
1.	<b>Micah Parsons, Dal</b> .....	<b>49</b>	<b>143</b>	<b>34.3%</b>
2.	Myles Garrett, Cle .....	42	144	29.2%
3.	Bradley Chubb, Mia .....	42	158	26.6%
4.	Will Anderson Jr., Hou .....	41	156	26.3%
5.	Haason Reddick, Phi .....	51	198	25.8%
6.	Brian Burns, Car .....	26	103	25.2%
7.	Boye Mafe, Sea .....	35	141	24.8%
8.	Jadeveon Clowney, Bal .....	42	170	24.7%

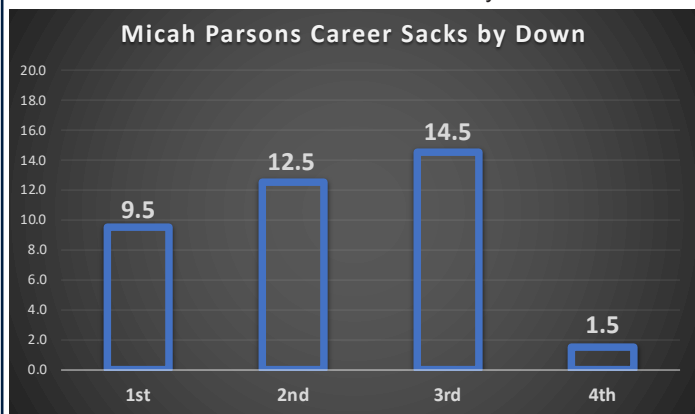
*\*totals do not include Week 12 results*



## DEFENSIVE NOTES

### ★ PARSONS SACKS BY DOWN ★

Micah Parsons has recorded 38.0 career sacks in the regular season. Below is a breakdown of his sacks by down:



### ★ NFC DEFENSIVE POTM ★



Micah Parsons was named NFC Defensive Player of the Month for September, becoming just the fourth Cowboys defender to win the award for Dallas.

Parsons exploded out of the gates in 2023, registering 10 tackles, two for loss, 4.0 sacks and 15 pressures. He registered at least 1.0 sack in each of the September games. He was the fifth Cowboys player to start the season with a three-game sack streak and the first since DeMarcus Lawrence in 2017.

NFL Next Gen Stats had Parsons as the NFL's leader in pass rush win rate in September (40%), which occurs when a defender beats his block in less than 2.5 seconds.

#### Dallas Cowboys to Win NFC Defensive POM

Player	Position	Season	Month
Micah Parsons	LB	2023	September
Trevon Diggs	CB	2021	September
DeMarcus Lawrence	DE	2017	September
Sean Lee	LB	2013	October
Sean Lee	LB	2011	September

### ★ NO FLY ZONE ★

The Dallas Cowboys were eighth in the NFL in pass defense (200.9) in 2022. In 2023 Dallas has allowed a mere 167.2 net passing yards-per-game, second in the NFL this season:

#### Team Net Passing Yards Allowed-Per-Game - 2023

Team	Yds/Game
Cleveland	142.0
<b>Dallas</b>	<b>167.2</b>
Baltimore	171.7
Kansas City	176.6
Carolina	179.6

The last time Dallas allowed less than 167.2 net passing yards-per-game through the first 11 games of a season was in 2003 (156.1).

After limiting Carolina to 77 net passing yards, the Cowboys held Carolina (11/19) and the N.Y. Giants (11/12) to 138 combined passing yards. The last time Dallas allowed less passing yards in a two-game span was in 1992, when they allowed 130 net passing yards to Philadelphia (106; 10/5/92) and Seattle (24; 10/11/92).

### ★ UNDER PRESSURE ★

The Cowboys front six have established themselves as one of the premier pass rushing units in the league. After leading the NFL with 271 pressures in 2022, Dallas is third in the NFL in 2023 with 188 pressures, per *Pro Football Focus*:

#### Most QB Pressures per PFF - NFL 2023

Team	Pressures
Baltimore	205
San Francisco	193
<b>Dallas</b>	<b>188</b>
Philadelphia	184
Buffalo	181

### ★ SACK ATTACK ★

Dallas was effective in rushing opposing passers in 2022, as Dallas' 54 sacks tied for third in the NFL. In 2023 Dallas is tied for fourth in the NFL with 37 sacks:

#### NFL Sack Leaders By Team - 2023

Team	Sacks	Player	Sacks
Baltimore	47	Kansas City	37
Buffalo	41	Indianapolis	36
Miami	38	LA Chargers	36
<b>Dallas</b>	<b>37</b>	Washington	35

Below are all of Dallas' 2023 sacks broken down by player:

#### Dallas Cowboys Sack Leaders - 2023

Player	Sacks	Player	Sacks
Micah Parsons	11.5	Dante Fowler	2.5
Dorance Armstrong	5.0	Johnathan Hankins	2.0
DeMarcus Lawrence	4.0	Chauncey Golston	1.5
Sam Williams	4.0	Jayron Kearse	1.5
Osa Odighizuwa	3.0	Neville Gallimore	1.0

### ★ NEGATIVE PLAYS ★

After ranking 24th in opponent negative plays in 2020, Dallas has taken down opponents behind the line of scrimmage at a high rate since Dan Quinn's arrival in 2021.

In 2023 Dallas has forced its opponents to zero or negative yards on 37.4% of its snaps this season, including incompletions, good for second in the league per TruMedia:

#### Opponent Zero or Negative Yard Play Percentage - 2023

Team	Snaps	NegOPlys	NegOPly%
Cleveland	601	257	42.8%
<b>Dallas</b>	<b>653</b>	<b>244</b>	<b>37.4%</b>
Baltimore	779	289	37.1%
Philadelphia	718	259	36.1%
Pittsburgh	724	260	35.9%

### ★ BLITZ-CAST ★

In 2022 Dallas blitzed opponents on 26.5% of its dropbacks, 14th in the league. At this point in 2023, the Cowboys have notched up the pressure, and Dallas' 35.9% blitz rate is sixth in the NFL:

#### Blitz Per Dropback - NFL 2023

Team	Blz/Db	Team	Blz/Db
Minnesota	47.0%	Kansas City	37.8%
N.Y. Giants	44.3%	Carolina	37.0%
Tampa Bay	39.2%	<b>Dallas</b>	<b>35.9%</b>

When sending five-or-more pass rushers, Dallas has forced opposing quarterbacks to throw five interceptions, tied for the most interceptions in the NFL when blitzing:

#### Interceptions When Blitzing Opposing QBs - NFL 2023

Team	INT	Team	INT
Minnesota	5	Cincinnati	4
<b>Dallas</b>	<b>5</b>	Detroit	4
Baltimore	4	San Francisco	4



## DEFENSIVE NOTES

### ★ DEFENSIVE SCORES ★

In 2023 Dallas leads the league with six defensive touchdowns, tying the single-season franchise record of six defensive touchdowns set in 2021. The last NFL team with six defensive touchdowns in the first 11 games of a season was Chicago in 2018.

#### Cowboys Most Defensive TDs in a Single Season

Season	INT Ret	Fum Ret	Tot TD
2021 .....	5	1	6
<b>2023 .....</b>	<b>5</b>	<b>1</b>	<b>6</b>
2013 .....	2	3	5
1999 .....	2	1	5
1983 .....	4	3	5
1968 .....	3	2	5

Since Dan Quinn's arrival in 2021, Dallas' 15 defensive touchdowns lead the NFL:

#### Most Defensive Touchdowns - NFL 2021-23

Team	INT Ret	Fum Ret	Tot TD
<b>Dallas .....</b>	<b>9</b>	<b>5</b>	<b>15</b>
New England.....	8	2	10
Miami .....	5	4	9
Arizona .....	4	4	8
Philadelphia .....	5	3	8

### ★ STAY SCHEMIN' ★

Under Defensive Coordinator Dan Quinn, the Dallas secondary has become one of the most versatile units in the league. The Cowboys led the NFL in takeaways in both 2021 and 2022.

Since Quinn arrived in Dallas, the Cowboys have played man coverage 34.3% of the time, the fourth-highest man coverage rate during that span. In 2023 Dallas has played man coverage 37.5% of the time, third in the league behind Cleveland (44.0%) and the N.Y. Giants (38.5%).

Below is a year-by-year breakdown of Dallas' coverage schemes dating back to 2018, per TruMedia:

#### Dallas Cowboys Year-by-Year Man vs. Zone Coverage - Per PFF

Year	Def. Coord.	Man %	Zone%
<b>2023 .....</b>	<b>Dan Quinn</b>	<b>37.5% (3rd)</b>	<b>59.1% (30th)</b>
2022 .....	Dan Quinn	27.2% (12th)	69.0% (14th)
2021 .....	Dan Quinn	38.4% (3rd)	57.0% (29th)
2020 .....	Mike Nolan	26.2% (19th)	66.3% (14th)
2019 .....	Rod Marinelli	26.1% (27th)	67.8% (6th)

### ★ STOPS IN CRUNCH TIME ★

The Dallas defense has stepped up late in games this season. Despite several teams scoring points late due to seven 20-point blowout victories, Dallas has allowed just five touchdowns in the fourth quarter this season, and its 3.7 points allowed-per-game in the fourth quarter ranks third in the NFL:

#### Fourth Quarter Points Allowed-Per-Game - 2023

Team	Pts/4Q	Team	Pts/4Q
San Francisco.....	3.0	Las Vegas.....	4.3
Pittsburgh .....	3.4	N.Y. Giants .....	4.5
<b>Dallas .....</b>	<b>3.7</b>	Kansas City .....	4.7
Atlanta .....	4.2	Tampa Bay .....	4.8

### ★ NO POINTS FOR YOU ★

Dallas is fourth in the NFL in points allowed-per-game (16.8). The last time a Cowboys team gave up fewer points in the first 11 games of a season was in 2009 (16.5). There have only been four Cowboys seasons since 2000 where Dallas allowed fewer than 17.0 points-per-game in the first 11 games of a season:

#### Fewest Points Allowed Through First 11 Games of a Season Cowboys Teams Since 2000

Season	PtsAllwd	Season	PtsAllwd
2003 .....	15.3	<b>2023 .....</b>	<b>16.8</b>
2009 .....	16.5	2022 .....	17.0

### ★ THIRD-AND-I GOT THIS ★

The Cowboys have held opponents to 49-of-143 on third downs in 2023, a 34.3% opponent third down conversion rate that is second in the NFL. When limiting opposing offenses on first and second down, the Cowboys defense has given opponents fits on third and long (more than six yards). Dallas has allowed just 10 first downs on 67 third and long attempts, a 14.9% third and long opponent conversion rate that is second in the NFL in 2023.

Below is a breakdown of the Cowboys opponent third down conversions by distance in 2023:

#### Cowboys Third Down Defense in 2023

3rd & Short (<4 Yds)	3rd & Med (4-6 Yds)	3rd & Long (>6 Yds)	3rd & 10+
29-48 (60.4%)	10-28 (35.7%)	10-67 (14.9%)	4-45 (8.9%)
Rank: 19th	Rank: 7th	Rank: 2nd	Rank: 5th

In the win against the N.Y. Giants (11/12), Dallas did not allow a first down on 12 third down attempts (0-12). Below are the games where Dallas did not allow one third down conversion since 1990:

#### Zero Third Down Conversions Allowed - Cowboys Since 1990

Opp, Date	3rdAtt	3rdConv	3rdConv%
<b>NYG, 11/12/23 .....</b>	<b>12</b>	<b>0</b>	<b>0.0%</b>
NYG, 1/3/21 .....	7	0	0.0%
Ari, 9/6/98 .....	10	0	0.0%
Det, 11/8/92 .....	7	0	0.0%
LA Raiders, 10/25/92 .....	8	0	0.0%

### ★ THREE & YOUR OUT ★

Dallas has played the second-fewest defensive snaps in 2023.. Partly due to the Cowboys low number of defensive snaps is their ability to force opponents off the field in three plays.

The Cowboys have forced 30 three-and-outs on 120 defensive series, a 25.0% three-and-out percentage that is fourth in the NFL:

#### 2023 Opponent Three-and-Out Drive Percentage - NFL 2023

Team	Def. Series	3 & Outs	3 & Out%
Cleveland .....	141	49	34.8%
N.Y. Giants .....	142	37	26.1%
N.Y. Jets .....	133	34	25.6%
<b>Dallas .....</b>	<b>120</b>	<b>30</b>	<b>25.0%</b>
Jacksonville .....	125	31	24.8%

### ★ FUMBLEROOSKI ★

Dallas has put an emphasis on takeaways since Dan Quinn arrived as defensive coordinator in 2021. In 2022 Dallas made an effort to jar the ball loose from opposing ball carriers, as the Cowboys led the league with 20 forced fumbles, which was also the most by a Cowboys team since the stat became official in 1994:

The Cowboys have forced nine fumbles in 2023, and spanning back to last season, Dallas leads the league in forced fumbles (29):

#### Team Leaders in Forced Fumbles - 2022-23

Team	FF	Team	FF
<b>Dallas .....</b>	<b>29</b>	Denver .....	26
N.Y. Giants .....	27	Indianapolis.....	25
Philadelphia .....	26	Jacksonville .....	25

Along with forcing fumbles, Dallas is quick to recover fumbles on the defensive side of the ball. In 2023 Dallas has pounced on five fumble recoveries. Since the start of 2022, Dallas leads the league in defensive fumble recoveries (22).

## SPECIAL TEAMS NOTES

### 2023 SEASON (NFL Rank)

22

Field Goals (T-6th)

100%

Field Goal Percentage (T-1st)

99

Kicking Points (T-1st)

### ★ BUTTER AUBREY ★

Brandon Aubrey, who spent his collegiate athletic career as a soccer player at Notre Dame, is tied for sixth in the NFL in field goals made (22) and tied for the league lead in field goal percentage (100%).

Aubrey has made all 22 of his field goal attempts in 2023, setting an NFL record for the most field goals made without a miss to start a career:

#### Most Field Goals Made Without Missing To Start Career NFL History

Player	Season	FGM	FGA
<b>Brandon Aubrey, 2023</b>		<b>22</b>	<b>22</b>
Travis Coons, 2015		18	18
Chandler Catanzaro, 2014		17	17
Kai Forbath, 2012		17	17

Aubrey made all five of his field goal attempts in the win over the N.Y. Jets (9/17). He became the fourth Cowboys rookie kicker to make at least five field goals in a game and the first since Dan Bailey made six against Washington in 2011 (9/26).

### ★ POINT PERSON ★

Brandon Aubrey signed with the Cowboys prior to training camp after kicking two seasons for the Birmingham Stallions in the USFL. Aubrey has been rock solid as a rookie, converting all 22 of his field goal attempts and 33-of-36 PATs.

Along with precision, Aubrey has racked up points thanks to touchdowns from all three phases. Aubrey's 99 kicking points are tied with Dustin Hopkins for the league lead in 2023 and are the seventh-most kicking points through 11 career games in NFL history:

#### Most Kicking Points in First 11 Career Games NFL History

Player	FGM	FGA	FG%	PAT	Pts
Harrison Butker, 2017	31	34	91.2%	23	116
Dan Bailey, 2011	27	28	96.4%	27	108
Cody Parkey, 2014	23	25	92.0%	39	108
Chris Boswell, 2015	27	29	93.1%	24	105
Richie Cunningham, 1997	30	32	93.8%	15	105
Nick Mike-Mayer, 1973	23	32	71.9%	31	100
<b>Brandon Aubrey, 2023</b>	<b>22</b>	<b>22</b>	<b>100.0%</b>	<b>33</b>	<b>99</b>

### ★ LONG BALL BRANDON ★

Along with his efficient start to the season, Aubrey has shown that he has the ability to knock down kicks from long range. Aubrey nailed a 58-yard field goal against the LA Rams (10/29), the third-longest field goal by a Cowboys rookie kicker:

#### Longest Field Goals by Cowboys Rookie Kickers

Player	FG Length	Opp, Date
Brett Maher	62	Phi, 12/9/18
Brett Maher	59	TB, 12/23/18
<b>Brandon Aubrey</b>	<b>58</b>	<b>LAR, 10/29/23</b>
<b>Brandon Aubrey</b>	<b>55</b>	<b>NYJ, 9/17/23</b>

Aubrey has made five field goals from 50-plus yards in 2023, the second-most 50-yard field goals by a Cowboys rookie. Brett Maher had the most by a Cowboys rookie kicker with six 50-yard makes in 2018.

### ★ NFC SPECIAL TEAMS POTM ★



Rookie kicker Brandon Aubrey was named NFC Special Teams Player of the Month for October, becoming the first Cowboys kicker to win Player of the Month since Richie Cunningham in September 1997.

In the month of October, Aubrey went eight-of-eight on field goals, including two makes from 50-plus yards. Aubrey added 23 touchbacks on 23 kickoffs and was 11-of-11 on PATs.

#### Dallas Cowboys to Win NFC Special Teams POM

Player	Position	Season	Month
<b>Brandon Aubrey</b>	<b>K</b>	<b>2023</b>	<b>October</b>
Jason Tucker	KR	1999	December
Richie Cunningham	K	1997	September
Chris Boniol	K	1996	November

### ★ TOUCHBACK CENTRAL ★

Brandon Aubrey has not allowed opponents to return kickoffs in 2023. Aubrey leads the NFL with 67 touchbacks on 74 kickoffs (93.1% touchback percentage, fourth in NFL):

#### 2023 NFL Kickoff Touchback Leaders

Player	TB	Player	TB
<b>Brandon Aubrey, Dal</b>	<b>67</b>	Wil Lutz, Den	52
Justin Tucker, Bal	59	Three others tied	51
Joey Slye, Was	52		

45.5

Bryan Anger led the NFL and set a franchise record in net punting average (44.6) in 2021. Thus far in 2023, Anger is second in the NFL in net average (45.5).

9

Dallas is one-of-five teams in the NFL this season with multiple blocked kicks. Since John "Bones" Fassel arrived as Dallas' special teams coordinator in 2020, the Cowboys nine blocked kicks lead the NFL.



# **ROSTERS AND DEPTH CHART**



# 2023 DALLAS COWBOYS UNOFFICIAL DEPTH CHART

(As of November 27, 2023)

## OFFENSE

<b>WR</b>	88 CeeDee Lamb	83 Jalen Brooks	
<b>LT</b>	77 Tyron Smith	71 Chuma Edoga	
<b>LG</b>	73 Tyler Smith	71 Chuma Edoga	76 Asim Richards
<b>C</b>	63 Tyler Biadasz	67 Brock Hoffman	
<b>RG</b>	70 Zack Martin	66 T.J. Bass	
<b>RT</b>	78 Terence Steele	71 Chuma Edoga	
<b>TE</b>	87 Jake Ferguson	86 Luke Schoonmaker	84 Sean McKeon
<b>WR</b>	3 Brandin Cooks	9 KaVontae Turpin	
<b>WR</b>	13 Michael Gallup	18 Jalen Tolbert	
<b>QB</b>	4 Dak Prescott	10 Cooper Rush	15 Trey Lance
<b>RB</b>	20 Tony Pollard	23 Rico Dowdle	42 Deuce Vaughn 40 Hunter Luepke

## DEFENSE

<b>DE</b>	90 DeMarcus Lawrence	54 Sam Williams	
<b>DT</b>	95 Johnathan Hankins	58 Mazi Smith	
<b>DT</b>	97 Osa Odighizuwa	96 Neville Gallimore	99 Chauncey Golston
<b>DE</b>	92 Dorance Armstrong	56 Dante Fowler	
<b>LB</b>	11 Micah Parsons	32 Rashaan Evans	91 Tyrus Wheat
<b>LB</b>	33 Damone Clark	14 Markquese Bell	
<b>CB</b>	21 Stephon Gilmore	37 Eric Scott	
<b>NCB</b>	2 Jourdan Lewis	19 Noah Igbinoghene	
<b>CB</b>	26 DaRon Bland	25 Nahshon Wright	
<b>S</b>	1 Jayron Kearse	24 Israel Mukuamu	
<b>S</b>	6 Donovan Wilson		
<b>S</b>	28 Malik Hooker	30 Juanyeh Thomas	

## SPECIALISTS

<b>K</b>	17 Brandon Aubrey		
<b>P</b>	5 Bryan Anger		
<b>LS</b>	44 Trent Sieg		
<b>H</b>	5 Bryan Anger		
<b>KR</b>	9 KaVontae Turpin	23 Rico Dowdle	42 Deuce Vaughn
<b>PR</b>	9 KaVontae Turpin	42 Deuce Vaughn	

## PRONUNCIATION GUIDE

Dorance Armstrong	DOOR-intz	Sean McKeon	muh-CUE-in
Markquese Bell	mar-KEESE	Israel Mukuamu	MOO-kwah-moo
Tyler Biadasz	bee-AH-dish	Osa Odighizuwa	oh-DIGGY-zoowa
DaRon Bland	duh-RON	Asim Richards	AH-sum
Damone Clark	duh-MONE	Luke Schoonmaker	SKOON-maker
Rico Dowdle	DOWD-ill	Trent Sieg	SIG
Chuma Edoga	chu-MA ee-doe-GAH	Mazi Smith	MAH-zee
Stephon Gilmore	steph-AHN	Tyron Smith	TIE-rin
Noah Igbinoghene	IGG-bin-AWG-guh-nee	Juanyeh Thomas	ONE-yay
Jayron Kearse	JAY-RON	KaVontae Turpin	kuh-VON-tay
Hunter Luepke	LIP-key	Nahshon Wright	nuh-SHAWN

## COACHING STAFF

**HEAD COACH:** Mike McCarthy

**ASSISTANTS:** Jeff Blasko (Running Game Coordinator/Running Backs), Ramon Chinyoung (Quality Control/Asst. Offensive Line), Aden Durde (Defensive Line), John Fassel (Special Teams Coordinator), Ryan Feder (Game Management/Off. Assistant), Sharrif Floyd (Quality Control/Asst. Defensive Line), Will Harriger (Offensive Assistant/Quality Control), Evan Harrington (Offensive Assistant), Al Harris (Defensive Backs), Chase Haslett (Assistant Tight Ends), Cannon Matthews (Assistant Defensive Backs), Scott McCurley (Linebackers), Harold Nash (Strength & Conditioning Coordinator), Pete Ohnegan (Quality Control/Defensive Assistant), Robert Prince (Wide Receivers), Dan Quinn (Defensive Coordinator), Justin Rudd (Coaching Operations Manager/Football Analytics), Brian Schottenheimer (Offensive Coordinator), Eric Simonelli (Quality Control Analytics), Cedric Smith (Assistant Strength & Conditioning), Kendall Smith (Assistant Strength & Conditioning), Mike Solari (Offensive Line), Rayna Stewart (Assistant Special Teams), Darian Thompson (Quality Control/Asst. Linebackers), Scott Tolzien (Quarterbacks), Lunda Wells (Tight Ends), Joe Whitt (Secondary/Defensive Pass Game Coordinator).

# 2023 DALLAS COWBOYS ALPHABETICAL ROSTER

NO.	NAME	POS	HT	WT	DOB	EXP	COLLEGE	HOMETOWN	GP	GS	DNP	IA
5	Anger, Bryan	P	6-3	214	10/6/1988	12	California	Camarillo, Calif.	11	0	0	0
92	Armstrong, Dorance	DE	6-3	270	6/10/1997	6	Kansas	Houston, Texas	11	0	0	0
17	Aubrey, Brandon	K	6-3	208	3/14/1995	R	Notre Dame	St. Louis, Mo.	11	0	0	0
66	Bass, T.J.	G	6-4	315	3/31/1999	R	Oregon	Deming, Wash.	11	1	0	0
14	Bell, Markquese	LB	6-2	218	12/31/1999	2	Florida A&M	Bridgeton, N.J.	11	5	0	0
63	Biadasz, Tyler	C	6-4	316	11/20/1997	4	Wisconsin	Amherst, Wisc.	10	10	0	1
26	Bland, DaRon	CB	6-2	202	7/12/1999	2	Fresno State	Modesto, Calif.	11	9	0	0
83	Brooks, Jalen	WR	6-1	203	5/7/2000	R	South Carolina	Harrisburg, N.C.	5	0	0	6
33	Clark, Damone	LB	6-2	245	6/28/2000	2	Louisiana State	Baton Rouge, La.	11	11	0	0
3	Cooks, Brandin	WR	5-10	193	9/25/1993	10	Oregon State	Stockton, Calif.	10	9	0	1
23	Dowdle, Rico	RB	5-11	218	6/14/1998	4	South Carolina	Asheville, N.C.	11	0	0	0
71	Edoga, Chuma	OL	6-4	315	5/25/1997	5	Southern California	Atlanta, Ga.	11	5	0	0
32	Evans, Rashaan	LB	6-2	228	11/8/1995	6	Alabama	Auburn, Ala.	5	1	0	0
87	Ferguson, Jake	TE	6-5	252	1/18/1999	2	Wisconsin	Madison, Wisc.	11	10	0	0
56	Fowler, Dante	DE	6-3	250	8/3/1994	8	Florida	St. Petersburg, Fla.	11	0	0	0
96	Gallimore, Neville	DT	6-2	315	11/17/1997	4	Oklahoma	Ottawa, Ontario	11	0	0	0
13	Gallup, Michael	WR	6-1	205	3/4/1996	6	Colorado State	Monroe, Ga.	11	10	0	0
21	Gilmore, Stephon	CB	6-0	190	9/19/1990	12	South Carolina	Rock Hill, SC	11	11	0	0
99	Golston, Chauncey	DE	6-5	285	2/10/1998	3	Iowa	Detroit, Mich.	11	3	0	0
95	Hankins, Johnathan	DT	6-3	325	3/30/1992	11	Ohio State	Dearborn Heights, Mich.	11	11	0	0
67	Hoffman, Brock	C	6-4	315	7/2/1999	1	Virginia Tech	Statesville, N.C.	11	1	0	0
28	Hooker, Malik	S	6-1	215	4/2/1996	7	Ohio State	New Castle, Pa.	11	11	0	0
19	Igbinooghene, Noah	CB	5-11	194	11/27/1999	4	Auburn	Trussville, Ala.	4	0	0	7
1	Kearse, Jayron	S	6-4	227	2/11/1994	8	Clemson	Fort Myers, Fla.	10	8	0	1
88	Lamb, CeeDee	WR	6-2	197	4/8/1999	4	Oklahoma	Richmond, Texas	11	11	0	0
15	Lance, Trey	QB	6-4	226	5/9/2000	3	North Dakota State	Marshall, Minn.	0	0	0	11
90	Lawrence, DeMarcus	DE	6-3	254	4/28/1992	10	Boise State	Aiken, S.C.	11	11	0	0
2	Lewis, Jourdan	CB	5-10	190	8/31/1995	7	Michigan	Detroit Mich.	10	3	0	1
40	Luepke, Hunter	RB	6-1	245	2/28/2000	R	North Dakota State	Spencer, Wisc.	11	0	0	0
70	Martin, Zack	G	6-4	315	11/20/1990	10	Notre Dame	Indianapolis, Ind.	10	10	0	1
84	McKeon, Sean	TE	6-5	255	12/28/1997	4	Michigan	Dudley, Mass.	8	0	0	0
24	Mukuamu, Israel	S	6-4	215	11/28/1999	3	South Carolina	Charlotte, N.C.	8	0	0	3
97	Odighizuwa, Osa	DT	6-2	294	8/13/1998	3	UCLA	Dayton, Ohio	11	11	0	0
11	Parsons, Micah	LB	6-3	250	5/26/1999	3	Penn State	Harrisburg, Pa.	11	11	0	0
20	Pollard, Tony	RB	6-0	215	4/30/1997	5	Memphis	Memphis, Tenn.	11	11	0	0
4	Prescott, Dak	QB	6-2	228	7/29/1993	8	Mississippi State	Haughton, La.	11	11	0	0
76	Richards, Asim	T	6-4	315	10/2/2000	R	North Carolina	Philadelphia, Pa.	6	0	0	5
10	Rush, Cooper	QB	6-3	224	11/21/1993	6	Central Michigan	Charlotte, Mich.	6	0	5	0
86	Schoonmaker, Luke	TE	6-5	255	9/28/1998	R	Michigan	Hamden, Conn.	11	0	0	0
37	Scott, Eric	DB	6-1	205	8/7/1998	R	Southern Mississippi	Basehor, Kan.	0	0	0	11
44	Sieg, Trent	LS	6-3	240	5/19/1995	6	Colorado State	Eaton, Colo.	11	0	0	0
58	Smith, Mazi	DT	6-3	328	6/16/2001	R	Michigan	Grand Rapids, Mich.	11	0	0	0
73	Smith, Tyler	G/T	6-5	320	4/3/2001	2	Tulsa	Fort Worth, Texas	9	9	0	2
77	Smith, Tyron	T	6-5	307	12/12/1990	13	Southern California	Moreno Valley, Calif.	8	8	1	2
78	Steele, Terence	T	6-6	320	6/4/1997	4	Texas Tech	Cibolo, Texas	11	11	0	0
30	Thomas, Juanyeh	S	6-1	215	6/24/2000	1	Georgia Tech	Niceville, Fla.	10	1	0	1
18	Tolbert, Jalen	WR	6-1	200	2/27/1999	2	South Alabama	Mobile, Ala.	11	4	0	0
9	Turpin, KaVontae	WR	5-7	155	8/2/1996	2	TCU	Monroe, La.	10	0	0	1
42	Vaughn, Deuce	RB	5-5	180	11/2/2001	R	Kansas State	Round Rock, Texas	6	0	0	5
91	Wheat, Tyrus	LB	6-2	263	12/8/1999	R	Mississippi State	Amite, La.	6	0	0	0
54	Williams, Sam	DE	6-4	262	3/31/1999	2	Mississippi	Montgomery, Ala.	11	0	0	0
6	Wilson, Donovan	S	6-0	205	2/21/1995	5	Texas A&M	Shreveport, La.	9	7	0	2
25	Wright, Nahshon	CB	6-4	200	9/23/1998	3	Oregon State	East Palo Alto, Calif.	6	0	0	0
<b>PRACTICE SQUAD</b>												
80	Billy-Johnson, Tyron	WR	6-1	195	1/8/1996	4	Oklahoma State	New Orleans, La.	0	0	0	0
64	Bostick, Earl	T	6-6	315	12/31/1998	R	Kansas	Barnwell, S.C.	0	0	0	0
17	Bryant, Martavis	WR	6-4	210	12/20/1991	5	Clemson	Calhoun Falls, S.C.	0	0	0	0
31	Butler, Josh	CB	6-0	186	11/25/1996	R	Michigan State	Mesquite, Texas	0	0	0	0
16	Cropper, Jalen	WR	5-11	180	5/3/2001	R	Fresno State	Parlier, Calif.	0	0	0	0
98	Davis Jr., Carl	NT	6-5	335	3/2/1992	9	Iowa	Detroit, Mich.	0	0	0	0
34	Davis, Malik	RB	5-10	205	11/26/1998	2	Florida	Tamp, Fla.	1	0	0	0
48	Fant, Princeton	TE	6-2	250	3/11/1999	R	Tennessee	Nashville, Tenn.	0	0	0	0
46	Jefferson, Malik	LB	6-2	245	11/15/1996	4	Texas	Mesquite, TX	3	0	0	0
57	Johnson, Buddy	LB	6-2	240	2/27/1999	2	Texas A&M	Dallas, TX	0	0	0	0
51	Johnson, Durrell	DE	6-3	260	6/26/1998	R	Liberty	Baltimore, Md.	0	0	0	0
68	Pankey, Adam	G	6-5	307	2/2/1994	4	West Virginia	Hamilton, OH	0	0	0	0
94	Previlon, Willington	DL	6-5	285	5/19/1997	1	Rutgers	Orange, NJ	0	0	0	0
27	Redwine, Sheldrick	DB	6-0	195	11/6/1996	4	Miami	Miami, FL	1	0	0	0
65	Shepley, Dakoda	G	6-4	290	12/27/1994	3	British Columbia	Windsor, Ontario	0	0	0	0
<b>RESERVE/DESIGNATED FOR RETURN</b>												
89	Hendershot, Peyton	TE	6-4	250	4/23/1999	2	Indiana	North Salem, Ind.	3	0	0	2
<b>RESERVE/INJURED</b>												
75	Ball, Josh	T	6-8	320	5/15/1998	3	Marshall	Fredericksburg, Va.	0	0	0	0
7	Diggs, Trevon	CB	6-1	204	9/20/1998	4	Alabama	Gaithersburg, Md.	2	2	0	0
85	Durden, David	WR	6-1	208	12/26/1998	R	West Florida	Midville, Ga.	0	0	0	0
93	Fehoko, Viliani	DE	6-4	283	12/16/1999	R	San Jose State	East Paolo Alto, Calif.	0	0	0	9
29	Goodwin, C.J.	CB	6-3	195	2/4/1990	8	California (PA)	Wheeling, W.V.	5	0	0	0
35	Overshown, DeMarvion	LB	6-3	230	8/13/2000	R	Texas	Arp, Texas	0	0	0	0
81	Stephens, John	TE	6-6	245	9/23/1999	R	Louisiana-Lafayette	Logansport, LA.	0	0	0	0
55	Vander Esch, Leighton	LB	6-4	255	2/8/1996	6	Boise State	Riggins, Idaho	5	5	0	0
79	Waletzko, Matt	T	6-8	320	12/15/1999	2	North Dakota	Cold Spring, Minn.	0	0	0	0
<b>PRACTICE SQUAD/INJURED RESERVE</b>												
53	Price, Billy	OL	6-4	312	10/11/1994	6	Ohio State	Austintown, Ohio	0	0	0	0

# 2023 DALLAS COWBOYS NUMERICAL ROSTER

NO.	NAME	POS	HT	WT	AGE	EXP	COLLEGE	HOW ACQ	GP	GS	DNP	IA
1	Jayron Kearse	S	6-4	227	29	8	Clemson	FA-'21	10	8	0	1
2	Jourdan Lewis	CB	5-10	190	28	7	Michigan	D3-'17	10	3	0	1
3	Brandin Cooks	WR	5-10	193	30	10	Oregon State	T(Hou)-'23	10	9	0	1
4	Dak Prescott	QB	6-2	228	30	8	Mississippi State	D4b-'16	11	11	0	0
5	Bryan Anger	P	6-3	214	35	12	California	FA-'21	11	0	0	0
6	Donovan Wilson	S	6-0	205	28	5	Texas A&M	D6-'19	9	7	0	2
9	KaVontae Turpin	WR	5-7	155	27	2	TCU	UDFA-'22	10	0	0	1
10	Cooper Rush	QB	6-3	224	30	6	Central Michigan	FA-'20	6	0	5	0
11	Micah Parsons	LB	6-3	250	24	3	Penn State	D1-'21	11	11	0	0
13	Michael Gallup	WR	6-1	205	27	6	Colorado State	D3-'18	11	10	0	0
14	Markquese Bell	LB	6-2	218	23	2	Florida A&M	UDFA-'22	11	5	0	0
15	Trey Lance	QB	6-4	226	23	3	North Dakota State	T(SF)-'23	0	0	0	11
17	Brandon Aubrey	K	6-3	208	28	R	Notre Dame	FA-'23	11	0	0	0
18	Jalen Tolbert	WR	6-1	200	24	2	South Alabama	D3-'22	11	4	0	0
19	Noah Igbinoghene	CB	5-11	194	24	4	Auburn	T(Mia)-'23	4	0	0	7
20	Tony Pollard	RB	6-0	215	26	5	Memphis	D4a-'19	11	11	0	0
21	Stephon Gilmore	CB	6-0	190	33	12	South Carolina	T(Ind)-'23	11	11	0	0
23	Rico Dowdle	RB	5-11	218	25	4	South Carolina	UDFA-'20	11	0	0	0
24	Israel Mukuamu	S	6-4	215	23	3	South Carolina	D6b-'21	8	0	0	3
25	Nahshon Wright	CB	6-4	200	25	3	Oregon State	D3c-'21	6	0	0	0
26	DaRon Bland	CB	6-2	202	24	2	Fresno State	D5b-'22	11	9	0	0
28	Malik Hooker	S	6-1	215	27	7	Ohio State	FA-'21	11	11	0	0
30	Juanyeh Thomas	S	6-1	215	23	1	Georgia Tech	UDFA-'22	10	1	0	1
32	Rashaan Evans	LB	6-2	228	28	6	Alabama	FA-'23	5	1	0	0
33	Damone Clark	LB	6-2	245	23	2	Louisiana State	D5c-'22	11	11	0	0
37	Eric Scott	DB	6-1	205	25	R	Southern Mississippi	D6a-'23	0	0	0	11
40	Hunter Luepke	RB	6-1	245	23	R	North Dakota State	UDFA-'23	11	0	0	0
42	Deuce Vaughn	RB	5-5	180	22	R	Kansas State	D6b-'23	6	0	0	5
44	Trent Sieg	LS	6-3	240	28	6	Colorado State	FA-'23	11	0	0	0
54	Sam Williams	DE	6-4	262	24	2	Mississippi	D2-'22	11	0	0	0
56	Dante Fowler	DE	6-3	250	29	8	Florida	UFA-'23	11	0	0	0
58	Mazi Smith	DT	6-3	328	22	R	Michigan	D1-'23	11	0	0	0
63	Tyler Biadasz	C	6-4	316	26	4	Wisconsin	D4b-'20	10	10	0	1
66	T.J. Bass	G	6-4	315	24	R	Oregon	UDFA-'23	11	1	0	0
67	Brock Hoffman	C	6-4	315	24	1	Virginia Tech	FA-'22	11	1	0	0
70	Zack Martin	G	6-4	315	33	10	Notre Dame	D1-'14	10	10	0	1
71	Chuma Edoga	OL	6-4	315	26	5	Southern California	UFA-'23	11	5	0	0
73	Tyler Smith	G/T	6-5	320	22	2	Tulsa	D1-'22	9	9	0	2
76	Asim Richards	T	6-4	315	23	R	North Carolina	D5-'23	6	0	0	5
77	Tyron Smith	T	6-5	307	32	13	Southern California	D1-'11	8	8	1	2
78	Terence Steele	T	6-6	320	26	4	Texas Tech	UDFA-'20	11	11	0	0
83	Jalen Brooks	WR	6-1	203	23	R	South Carolina	D7-'23	5	0	0	6
84	Sean McKeon	TE	6-5	255	25	4	Michigan	UDFA-'20	8	0	0	0
86	Luke Schoonmaker	TE	6-5	255	25	R	Michigan	D2-'23	11	0	0	0
87	Jake Ferguson	TE	6-5	252	24	2	Wisconsin	D4-'22	11	10	0	0
88	CeeDee Lamb	WR	6-2	197	24	4	Oklahoma	D1-'20	11	11	0	0
90	DeMarcus Lawrence	DE	6-3	254	31	10	Boise State	D2-'14	11	11	0	0
91	Tyrus Wheat	LB	6-2	263	23	R	Mississippi State	UDFA-'23	6	0	0	0
92	Dorance Armstrong	DE	6-3	270	26	6	Kansas	D4a-'18	11	0	0	0
95	Johnathan Hankins	DT	6-3	325	31	11	Ohio State	T(LV)-'22	11	11	0	0
96	Neville Gallimore	DT	6-2	315	26	4	Oklahoma	D3-'20	11	0	0	0
97	Osa Odighizuwa	DT	6-2	294	25	3	UCLA	D3a-'21	11	11	0	0
99	Chauncey Golston	DE	6-5	285	25	3	Iowa	D3b-'21	11	3	0	0
<b>PRACTICE SQUAD</b>												
16	Jalen Cropper	WR	5-11	180	22	R	Fresno State	UDFA-'23	0	0	0	0
17	Martavis Bryant	WR	6-4	210	31	5	Clemson	FA-'23	0	0	0	0
27	Sheldrick Redwine	DB	6-0	195	27	4	Miami	FA-'22	1	0	0	0
31	Josh Butler	CB	6-0	186	27	R	Michigan State	FA-'23	0	0	0	0
34	Malik Davis	RB	5-10	205	25	2	Florida	UDFA-'22	1	0	0	0
46	Malik Jefferson	LB	6-2	245	27	4	Texas	FA-'22	3	0	0	0
48	Princeton Fant	TE	6-2	250	24	R	Tennessee	UDFA-'23	0	0	0	0
51	Durrell Johnson	DE	6-3	260	25	R	Liberty	UDFA-'23	0	0	0	0
57	Buddy Johnson	LB	6-2	240	24	2	Texas A&M	FA-'23	0	0	0	0
64	Earl Bostick	T	6-6	315	24	R	Kansas	UDFA-'23	0	0	0	0
65	Dakoda Shepley	G	6-4	290	28	3	British Columbia	FA-'23	0	0	0	0
68	Adam Pankey	G	6-5	307	29	4	West Virginia	FA-'23	0	0	0	0
80	Tyron Billy-Johnson	WR	6-1	195	27	4	Oklahoma State	FA-'23	0	0	0	0
94	Willington Previlon	DL	6-5	285	26	1	Rutgers	FA-'23	0	0	0	0
98	Carl Davis Jr.	NT	6-5	335	31	9	Iowa	FA-'23	0	0	0	0
<b>RESERVE/DESIGNATED FOR RETURN</b>												
89	Peyton Hendershot	TE	6-4	250	24	2	Indiana	UDFA-'22	3	0	0	2
<b>RESERVE/INJURED</b>												
7	Trevon Diggs	CB	6-1	204	25	4	Alabama	D2-'20	2	2	0	0
29	C.J. Goodwin	CB	6-3	195	33	8	California (PA)	PS(Cin)-'18	5	0	0	0
35	DeMarvion Overshown	LB	6-3	230	23	R	Texas	D3-'23	0	0	0	0
55	Leighton Vander Esch	LB	6-4	255	27	6	Boise State	D1-'18	5	5	0	0
75	Josh Ball	T	6-8	320	25	3	Marshall	D4b-'21	0	0	0	0
79	Matt Waletzko	T	6-8	320	23	2	North Dakota	D5a-'22	0	0	0	0
81	John Stephens	TE	6-6	245	24	R	Louisiana-Lafayette	UDFA-'23	0	0	0	0
85	David Durden	WR	6-1	208	24	R	West Florida	UDFA-'23	0	0	0	0
93	Viliami Fehoko	DE	6-4	283	23	R	San Jose State	D4-'23	0	0	0	9
<b>PRACTICE SQUAD/INJURED RESERVE</b>												
53	Billy Price	OL	6-4	312	29	6	Ohio State	FA-'23	0	0	0	0



# 2023 DALLAS COWBOYS POSITIONAL ROSTER

NO.	NAME	POS.	HT.	WT.	AGE	EXP.	COLLEGE	HOW ACQ.
QUARTERBACKS (3)								
4	Dak Prescott	QB	6-2	228	30	8	Mississippi State	D4b-'16
10	Cooper Rush	QB	6-3	224	30	6	Central Michigan	FA-'20
15	Trey Lance	QB	6-4	226	23	3	North Dakota State	T(SF)-'23
RUNNING BACKS (4)								
20	Tony Pollard	RB	6-0	215	26	5	Memphis	D4a-'19
23	Rico Dowdle	RB	5-11	218	25	4	South Carolina	UDFA-'20
40	Hunter Luepke	RB	6-1	245	23	R	North Dakota State	UDFA-'23
42	Deuce Vaughn	RB	5-5	180	22	R	Kansas State	D6b-'23
WIDE RECEIVERS (6)								
3	Brandin Cooks	WR	5-10	193	30	10	Oregon State	T(Hou)-'23
9	KaVontae Turpin	WR	5-7	155	27	2	TCU	UDFA-'22
13	Michael Gallup	WR	6-1	205	27	6	Colorado State	D3-'18
18	Jalen Tolbert	WR	6-1	200	24	2	South Alabama	D3-'22
83	Jalen Brooks	WR	6-1	203	23	R	South Carolina	D7-'23
88	CeeDee Lamb	WR	6-2	197	24	4	Oklahoma	D1-20
TIGHT ENDS (3)								
84	Sean McKeon	TE	6-5	255	25	4	Michigan	UDFA-'20
86	Luke Schoonmaker	TE	6-5	255	25	R	Michigan	D2-'23
87	Jake Ferguson	TE	6-5	252	24	2	Wisconsin	D4-'22
OFFENSIVE LINE (9)								
63	Tyler Biadasz	C	6-4	316	26	4	Wisconsin	D4b-'20
66	T.J. Bass	G	6-4	315	24	R	Oregon	UDFA-'23
67	Brock Hoffman	C	6-4	315	24	1	Virginia Tech	FA-'22
70	Zack Martin	G	6-4	315	33	10	Notre Dame	D1-'14
71	Chuma Edogu	OL	6-4	315	26	5	Southern California	UFA-'23
73	Tyler Smith	G/T	6-5	320	22	2	Tulsa	D1-'22
76	Asim Richards	T	6-4	315	23	R	North Carolina	D5-'23
77	Tyron Smith	T	6-5	307	32	13	Southern California	D1-'11
78	Terence Steele	T	6-6	320	26	4	Texas Tech	UDFA-'20
DEFENSIVE LINE (9)								
54	Sam Williams	DE	6-4	262	24	2	Mississippi	D2-'22
56	Dante Fowler	DE	6-3	250	29	8	Florida	UFA-'23
58	Mazi Smith	DT	6-3	328	22	R	Michigan	D1-'23
90	DeMarcus Lawrence	DE	6-3	254	31	10	Boise State	D2-'14
92	Dorance Armstrong	DE	6-3	270	26	6	Kansas	D4a-'18
95	Johnathan Hankins	DT	6-3	325	31	11	Ohio State	T(LV)-'22
96	Neville Gallimore	DT	6-2	315	26	4	Oklahoma	D3-'20
97	Osa Odighizuwa	DT	6-2	294	25	3	UCLA	D3a-'21
99	Chauncey Golston	DE	6-5	285	25	3	Iowa	D3b-'21
LINEBACKERS (5)								
11	Micah Parsons	LB	6-3	250	24	3	Penn State	D1-'21
14	Markquese Bell	LB	6-2	218	23	2	Florida A&M	UDFA-'22
32	Rashaan Evans	LB	6-2	228	28	6	Alabama	FA-'23
33	Damone Clark	LB	6-2	245	23	2	Louisiana State	D5c-'22
91	Tyrus Wheat	LB	6-2	263	23	R	Mississippi State	UDFA-'23
DEFENSIVE BACKS (11)								
1	Jayron Kearse	S	6-4	227	29	8	Clemson	FA-'21
2	Jourdan Lewis	CB	5-10	190	28	7	Michigan	D3-'17
6	Donovan Wilson	S	6-0	205	28	5	Texas A&M	D6-'19
19	Noah Igbinoghene	CB	5-11	194	24	4	Auburn	T(Mia)-'23
21	Stephon Gilmore	CB	6-0	190	33	12	South Carolina	T(Ind)-'23
24	Israel Mukuamu	S	6-4	215	23	3	South Carolina	D6b-'21
25	Nahshon Wright	CB	6-4	200	25	3	Oregon State	D3c-'21
26	DaRon Bland	CB	6-2	202	24	2	Fresno State	D5b-'22
28	Malik Hooker	S	6-1	215	27	7	Ohio State	FA-'21
30	Juanyeh Thomas	S	6-1	215	23	1	Georgia Tech	UDFA-'22
37	Eric Scott	DB	6-1	205	25	R	Southern Mississippi	D6a-'23
SPECIALISTS (3)								
5	Bryan Anger	P	6-3	214	35	12	California	FA-'21
17	Brandon Aubrey	K	6-3	208	28	R	Notre Dame	FA-'23
44	Trent Sieg	LS	6-3	240	28	6	Colorado State	FA-'23

## HOW THE COWBOYS WERE BUILT/CONTRACT STATUS

YEAR	DRAFT PICKS (35)	FREE AGENTS (19)	COLLEGE FREE AGENTS (17)	TRADES/WAIVERS (5)	PRACTICE SQUAD (1)
2011	T. Smith (1st)				
2014	Z. Martin (1st) D. Lawrence (2nd)				
2016	D. Prescott (4th)				
2017	J. Lewis (3rd)				
2018	L. Vander Esch (1st) * M. Gallup (3rd) D. Armstrong (4th)				C. Goodwin (PS Cin -'18) *
2019	T. Pollard (4th) D. Wilson (6th)				
2020	C. Lamb (1st) T. Diggs (2nd) * N. Gallimore (3rd) T. Biadasz (4th-b)	C. Rush (FA-'20)	R. Dowdle (UDFA-'20) S. McKeon (UDFA-'20) T. Steele (UDFA-'20)		
2021	M. Parsons (1st) O. Odighizuwa (3rd-a) C. Golston (3rd-b) N. Wright (3rd-c) J. Ball (4th-b) * I. Mukuamu (6th-b)	B. Anger (FA-'21) M. Hooker (FA-'21) J. Kearsse (FA-'21)			
2022	T. Smith (1st) S. Williams (2nd) J. Tolbert (3rd) J. Ferguson (4th) D. Bland (5th) D. Clark (5th) M. Waletzko (5th) *	D. Fowler (UFA '23) B. Hoffman (FA-'22) M. Jefferson (FA-'22) ^ S. Redwine (FA-'22) ^	M. Bell (UDFA-'22) M. Davis (UDFA-'22) ^ J. Thomas (UDFA-'22) K. Turpin (UDFA-'22)	J. Hankins (T LV -'22)	
2023	M. Smith (1st) L. Schoonmaker (2nd) D. Overshown (3rd) * V. Fehoko (4th) * A. Richards (5th) E. Scott (6th) D. Vaughn (6th) J. Brooks (7th)	B. Aubrey (FA-'23) T. Billy-Johnson (FA-'23) ^ M. Bryant (FA-'23) ^ J. Butler (FA-'23) ^ C. Davis Jr. (FA-'23) ^ C. Edoga (UFA-'23) R. Evans (FA-'23) B. Johnson (FA-'23) ^ A. Pankey (FA-'23) ^ D. Shepley (FA-'23) ^ T. Sieg (FA-'23)	T. Bass (UDFA-'23) E. Bostick (UDFA-'23) ^ J. Cropper (UDFA-'23) ^ D. Durden (UDFA-'23) * P. Fant (UDFA-'23) ^ D. Johnson (UDFA-'23) ^ H. Luepke (UDFA-'23) W. Previlon (FA-'23) ^ J. Stephens (UDFA-'23) * T. Wheat (UDFA-'23)	B. Cooks (T Hou -'23) S. Gilmore (T Ind -'23) N. Igbinoghene (T Mia -'23) T. Lance (T SF -'23)	

Key: \* Reserve/Injured, ^ Practice Squad

CONTRACT STATUS					
PLAYER	SIGNED THROUGH	PLAYER	SIGNED THROUGH	PLAYER	SIGNED THROUGH
Bryan Anger .....	2024	Dante Fowler .....	2023	Micah Parsons .....	2024
Dorance Armstrong .....	2023	Neville Gallimore .....	2023	Tony Pollard .....	2023
Brandon Aubrey .....	2025	Michael Gallup .....	2026	Dak Prescott .....	2024
Josh Ball * .....	2024	Stephon Gilmore .....	2023	Willington Previlon ^ .....	2023
T.J. Bass .....	2025	Chauncey Golston .....	2024	Sheldrick Redwine ^ .....	2023
Markquese Bell .....	2024	C.J. Goodwin * .....	2023	Asim Richards .....	2026
Tyler Biadasz .....	2023	Johnathan Hankins .....	2023	Cooper Rush .....	2024
Tyron Billy-Johnson ^ .....	2023	Peyton Hendershot .....	2024	Luke Schoonmaker .....	2026
DaRon Bland .....	2025	Brock Hoffman .....	2024	Eric Scott .....	2026
Earl Bostick ^ .....	2023	Malik Hooker .....	2026	Dakota Shepley ^ .....	2023
Jalen Brooks .....	2026	Noah Igbinoghene .....	2023	Trent Sieg .....	2023
Martavis Bryant ^ .....	2023	Malik Jefferson ^ .....	2023	Mazi Smith .....	2026
Josh Butler ^ .....	2023	Buddy Johnson ^ .....	2023	Tyler Smith .....	2025
Damone Clark .....	2025	Durrell Johnson ^ .....	2023	Tyron Smith .....	2023
Brandin Cooks .....	2024	Jayron Kearsse .....	2023	Terence Steele .....	2028
Jalen Cropper ^ .....	2023	CeeDee Lamb .....	2023	John Stephens * .....	2025
Carl Davis Jr. ^ .....	2023	Trey Lance .....	2024	Juanyeh Thomas .....	2025
Malik Davis ^ .....	2023	DeMarcus Lawrence .....	2023	Jalen Tolbert .....	2025
Trevon Diggs * .....	2028	Jourdan Lewis .....	2023	KaVontae Turpin .....	2024
Rico Dowdle .....	2023	Hunter Luepke .....	2025	Leighton Vander Esch * .....	2024
David Durden * .....	2025	Zack Martin .....	2024	Deuce Vaughn .....	2026
Chuma Edoga .....	2023	Sean McKeon .....	2023	Matt Waletzko * .....	2025
Rashaan Evans .....	2023	Israel Mukuamu .....	2024	Tyrus Wheat .....	2024
Princeton Fant ^ .....	2023	Osa Odighizuwa .....	2024	Sam Williams .....	2025
Viliami Fehoko * .....	2026	DeMarvion Overshown * .....	2026	Donovan Wilson .....	2025
Jake Ferguson .....	2025	Adam Pankey ^ .....	2023	Nahshon Wright .....	2024

# 2023 DALLAS COWBOYS CONTRACT ANALYSIS

OFFENSE		2023	2024	2025	2026	2027	2028	2029
QB	Lance, Trey			OPTION	UFA			
	Prescott, Dak			UFA				
	Rush, Cooper			UFA				
RB	Dowdle, Rico		UFA					
	Luepke, Hunter				RFA	UFA		
	Pollard, Tony		UFA					
	Vaughn Deuce					UFA		
WR	Brooks, Jalen					UFA		
	Cooks, Brandin			UFA				
	Durden, David (IR)*				RFA	UFA		
	Gallup, Michael					UFA		
	Lamb, CeeDee		OPTION	UFA				
	Tolbert, Jalen				UFA			
	Turpin, KaVontae			RFA	UFA			
TE	Ferguson, Jake				UFA			
	Hendershot, Peyton (IR)*			RFA	UFA			
	McKeon, Sean		UFA					
	Schoonmaker, Luke					UFA		
OL	Stephens, John (IR)*				RFA	UFA		
	Ball, Josh (IR)*			UFA				
	Bass, T.J.				RFA	UFA		
	Biadasz, Tyler		UFA					
	Edoga, Chuma		UFA					
	Hoffman, Brock			ERFA	RFA	UFA		
	Martin, Zack			UFA				
	Richards, Asim					UFA		
	Smith, Tyler				OPTION	UFA		
	Smith, Tyron		UFA					
	Steele, Terence							UFA
	Waletzko, Matt (IR)*				UFA			

DEFENSE		2023	2024	2025	2026	2027	2028	2029
DL	Armstrong, Dorance		UFA					
	Fehoko, Viliami (IR)*					UFA		
	Fowler, Dante		UFA					
	Gallimore, Neville		UFA					
	Golston, Chauncey			UFA				
	Hankins, Johnathan		UFA					
	Lawrence, DeMarcus			UFA				
	Odighizuwa, Osa			UFA				
	Smith, Mazi					OPTION	UFA	
	Williams, Sam				UFA			
LB	Bell, Markquese			RFA	UFA			
	Clark, Damone				UFA			
	Evans, Rashaan		UFA					
	Overshown, DeMarvion (IR)*					UFA		
	Parsons, Micah			OPTION	UFA			
	Vander Esch, Leighton (IR)*			UFA				
DB	Wheat, Tyrus			ERFA	RFA	UFA		
	Bland, DaRon				UFA			
	Diggs, Trevon (IR)*							UFA
	Gilmore, Stephon		UFA					
	Goodwin, C.J. (IR)*		UFA					
	Hooker, Malik					UFA		
	Igbinoghene, Noah		UFA					
	Kearse, Jayron		UFA					
	Lewis, Jourdan		UFA					
	Mukuamu, Israel			UFA				
	Scott, Eric					UFA		
	Thomas, Juanyeh			RFA	UFA			
	Wilson, Donovan				UFA			
	Wright, Nahshon			UFA				

SPECIAL TEAMS		2023	2024	2025	2026	2027	2028	2029
ST	Anger, Bryan			UFA				
	Aubrey, Brandon				RFA	UFA		
	Sieg, Trent		UFA					

	Player is under contract for season
	Player will be an exclusive rights free agent
	Player will be an unrestricted free agent
	Player will be a restricted free agent
	Player has a club option available

\*-Reserve/Injured #-Reserve/PUP or NFI &-Reserve/Suspended



## WHEN BUILT AND WHEN THEY GOT TO THE COWBOYS

### 1st Round (14)

[9] Tyron Smith (2011)  
 [10] Stephon Gilmore (2012-BUF)  
 [16] Zack Martin (2014)  
 [20] Brandin Cooks (2014-NO)  
 [3] Dante Fowler (2015-JAX)  
 [15] Malik Hooker (2017-IND)  
 [19] Leighton Vander Esch (2018)\*  
 [22] Rashaan Evans (2018-TEN)  
 [17] CeeDee Lamb (2020)  
 [30] Noah Igbinoghene (2020-MIA)  
 [3] Trey Lance (2021-SF)  
 [12] Micah Parsons (2021)  
 [24] Tyler Smith (2022)  
 [26] Mazi Smith (2023)

### 2nd Round (5)

[49] Johnathan Hankins (2013-NYG)  
 [34] DeMarcus Lawrence (2014)  
 [51] Trevon Diggs (2020)\*  
 [56] Sam Williams (2022)  
 [58] Luke Schoonmaker (2023)

### 3rd Round (12)

[70] Bryan Anger (2012-JAX)  
 [90] Carl Davis Jr. (2015-BAL)^  
 [92] Jourdan Lewis (2017)  
 [78] Malik Jefferson (2018-CIN)^  
 [81] Michael Gallup (2018)  
 [92] Chuma Edoga (2019-NYJ)  
 [82] Neville Gallimore (2020)  
 [75] Osa Odighizuwa (2021)  
 [84] Chauncey Golston (2021)  
 [99] Nahshon Wright (2021)  
 [88] Jalen Tolbert (2022)  
 [90] DeMarvion Overshown (2023)\*

### 4th Round (10)

[118] Martavis Bryant (2014-PIT)^  
 [135] Dak Prescott (2016)  
 [116] Dorance Armstrong (2018)  
 [119] Sheldrick Redwine (2019-CLE)^  
 [128] Tony Pollard (2019)  
 [146] Tyler Biadasz (2020)  
 [138] Josh Ball (2021)\*  
 [140] Buddy Johnson (2021-PIT)^  
 [129] Jake Ferguson (2022)  
 [129] Viliami Fehoko (2023)\*

### 5th Round (4)

[155] Matt Waletzko (2022)\*  
 [167] DaRon Bland (2022)  
 [176] Damone Clark (2022)  
 [169] Asim Richards (2023)

### 6th Round (4)

[213] Donovan Wilson (2019)  
 [227] Israel Mukuamu (2021)  
 [178] Eric Scott (2023)  
 [212] Deuce Vaughn (2023)

### 7th Round (2)

[244] Jayron Kearse (2016-MIN)  
 [244] Jalen Brooks (2023)

### Undrafted (24)

C.J. Goodwin (2014-PIT)\*  
 Cooper Rush (2017)  
 Trent Sieg (2018)  
 Tyron Billy-Johnson (2019)^  
 Rico Dowdle (2020)  
 Sean McKeon (2020)  
 Willington Previlon (2020)^  
 Terence Steele (2020)  
 Markquese Bell (2022)  
 Malik Davis (2022)^  
 Brock Hoffman (2022)  
 Juanyeh Thomas (2022)  
 KaVontae Turpin (2022)  
 Brandon Aubrey (2023)  
 T.J. Bass (2023)  
 Earl Bostick (2023)^  
 Josh Butler (2023)^  
 Jalen Cropper (2023)^  
 David Durden (2023)\*  
 Princeton Fant (2023)^  
 Durrell Johnson (2023)^  
 Hunter Luepke (2023)  
 John Stephens (2023)\*  
 Tyrus Wheat (2023)

**Key:** \* Reserve/Injured, ^ Practice Squad

## WHEN THEY GOT TO THE COWBOYS

### 2011 (1)

Tyron Smith, Round 1

### 2014 (2)

Zack Martin, Round 1  
 DeMarcus Lawrence, Round 2

### 2016 (1)

Dak Prescott, Round 4

### 2017 (1)

Jourdan Lewis, Round 3

### 2018 (4)

Leighton Vander Esch, Round 1\*  
 Michael Gallup, Round 3  
 Dorance Armstrong, Round 4  
 C.J. Goodwin, Practice Squad (CIN)\*

### 2019 (2)

Tony Pollard, Round 4  
 Donovan Wilson, Round 6

### 2020 (8)

CeeDee Lamb, Round 1  
 Trevon Diggs, Round 2\*  
 Neville Gallimore, Round 3  
 Tyler Biadasz, Round 4  
 Rico Dowdle, UDFA  
 Sean McKeon, UDFA  
 Cooper Rush, FA  
 Terence Steele, UDFA

### 2021 (9)

Micah Parsons, Round 1  
 Chauncey Golston, Round 3  
 Osa Odighizuwa, Round 3  
 Nahshon Wright, Round 3  
 Josh Ball, Round 4\*  
 Israel Mukuamu, Round 6  
 Bryan Anger, FA  
 Malik Hooker, FA  
 Jayron Kearse, FA

### 2022 (16)

Tyler Smith, Round 1  
 Sam Williams, Round 2  
 Jalen Tolbert, Round 3  
 Jake Ferguson, Round 4  
 DaRon Bland, Round 5  
 Damone Clark, Round 5  
 Matt Waletzko, Round 5\*  
 Markquese Bell, UDFA  
 Malik Davis, UDFA^  
 Dante Fowler, UFA  
 Johnathan Hankins, Trades (LV)  
 Brock Hoffman, FA  
 Malik Jefferson, FA^  
 Sheldrick Redwine, FA^  
 Juanyeh Thomas, UDFA  
 KaVontae Turpin, UDFA

### 2023 (31)

Mazi Smith, Round 1  
 Luke Schoonmaker, Round 2  
 DeMarvion Overshown, Round 3\*  
 Viliami Fehoko, Round 4\*  
 Asim Richards, Round 5  
 Eric Scott, Round 6  
 Deuce Vaughn, Round 6  
 Jalen Brooks, Round 7  
 Brandon Aubrey, FA  
 T.J. Bass, UDFA  
 Tyron Billy-Johnson, FA^  
 Earl Bostick, UDFA^  
 Martavis Bryant, FA^  
 Josh Butler, FA^  
 Brandin Cooks, Trades (HOU)  
 Jalen Cropper, UDFA^  
 Carl Davis Jr., FA^  
 David Durden, UDFA\*  
 Chuma Edoga, UFA (ATL)  
 Rashaan Evans, FA  
 Princeton Fant, UDFA^  
 Stephon Gilmore, Trades (IND)  
 Noah Igbinoghene, Trades (MIA)  
 Buddy Johnson, FA^  
 Durrell Johnson, UDFA^  
 Trey Lance, Trades (SF)  
 Hunter Luepke, UDFA  
 Willington Previlon, UDFA^  
 Trent Sieg, FA  
 John Stephens, UDFA\*  
 Tyrus Wheat, UDFA

## 2023 TRANSACTIONS BY DATE

Jan. 23..... Signed **Dontario Drummond**, **Brock Hoffman**, **Alec Lindstrom**, **Sheldrick Redwine** and **Juanyeh Thomas** to the Reserve/Futures list.

Jan. 24..... Signed **Tyler Coyle** to the Reserve/Futures list.

Jan. 25..... Signed **Antonio Callaway**, **Dennis Houston** and **Alex Taylor** to the Reserve/Futures list.

Jan. 26..... Signed **Isaac Alarcon** and **Seth Green** to the Reserve/Futures list.

Feb. 8..... Signed **Malik Jefferson** to the Reserve/Futures list.

Feb. 22..... Signed **Tristan Vizcaino**.

Feb. 24..... Named **Jeff Blasko** as Run Game Coordinator/RB coach, **Ramon Chinyoung** as Quality Control/Asst. OL coach, **Ryan Federer** as Game Management/Off. Assistant, **Shariff Floyd** as Quality Control/Asst. DL coach, **Will Harriger** as Quality Control/Off. Assistant, **Chase Haslett** as Asst. Tight Ends coach, **Cannon Matthews** as Asst. Defensive Backs coach, **Pete Ohnegian** as Quality Control/Def. Assistant coach, **Brian Schottenheimer** as Offensive Coordinator, **Mike Solari** as Offensive Line coach, **Darian Thompson** as Quality Control/Asst. LB coach and **Scott Tolzien** as Quarterbacks coach.

March 6..... Placed the franchise tag on **Tony Pollard**.

March 14... Re-signed **Leighton Vander Esch** and **Donovan Wilson** and acquired **Stephon Gilmore** in a trade with Indianapolis.

March 15... Released **Ezekiel Elliott**.

March 17... Re-signed **C.J. Goodwin** and **Cooper Rush**.

March 18... Acquired **Brandin Cooks** in a trade with Houston.

March 21... Signed **Rico Dowdle**, **Chuma Edoga** and **Ronald Jones**.

March 22... Signed **Dante Fowler**, **Takk McKinley** and **Trent Sieg**.

March 23... Signed **Tony Pollard** to the franchise tag.

April 4..... Signed **Johnathan Hankins**.

April 27 ..... Drafted **Mazi Smith**.

April 28 ..... Drafted **Luke Schoonmaker** and **DeMarvion Overshown**.

April 29 ..... Drafted **Viliami Fehoko**, **Asim Richards**, **Eric Scott**, **Deuce Vaughn** and **Jalen Brooks**.

May 12..... Signed **Jose Barbon**, **T.J. Bass**, **Earl Bostick**, **Jalen Brooks**, **Myles Brooks**, **Jalen Cropper**, **David Durden**, **Princeton Fant**, **Viliami Fehoko**, **Durrell Johnson**, **Isaiah Land**, **Hunter Luepke**, **D'Angelo Mandell**, **DeMarvion Overshown**, **Asim Richards**, **Luke Schoonmaker**, **Eric Scott**, **Mazi Smith**, **John Stephens**, **Deuce Vaughn** and **Tyrus Wheat**.

June 5..... Waived **Antonio Callway** and signed **Tyron Johnson**.

June 7..... Signed **Ben Banogu**.

June 9..... Waived **Takk McKinley**.

July 6..... Signed **Brandon Aubrey**.

July 25..... Placed **Jourdan Lewis** on Active/PUP and **Luke Schoonmaker** on Active/NFI, signed **Josh Butler**. Signed **Trevon Diggs** to a five-year extension.

August 5 ... Signed **Malik Hooker** to a three-year extension.

August 7 ... Released **Tristan Vizcaino** and activated **Luke Schoonmaker** from Active/NFI.

August 26 . Acquired **Trey Lance** in a trade with San Francisco.

August 29 . Released **Isaac Alarcon**, **Ben Banogu**, **Jose Barbon**, **Tyron Billy-Johnson**, **Quinton Bohanna**, **Earl Bostick**, **Myles Brooks**, **Josh Butler**, **Jabril Cox**, **Tyler Coyle**, **Jalen Cropper**, **Malik Davis**, **Dontario Drummond**, **Chuma Edoga**, **Princeton Fant**, **Matt Farniok**, **Simi Fehoko**, **C.J. Goodwin**, **Seth Green**, **Will Grier**, **Brock Hoffman**, **Dennis Houston**, **Malik Jefferson**, **Durrell Johnson**, **Isaiah Land**, **Alec Lindstrom**, **D'Angelo Mandell**, **Sean McKeon**, **Sheldrick Redwine**, **Trent Sieg**, **Alex Taylor-Prioleau** and **Tyrus Wheat**. Placed **Josh Ball**, **David Durden**, **DeMarvion Overshown** and **John Stephens** on Reserve/Injured. Traded **Kelvin Joseph** to Miami and acquired **Noah Igbinoghene**.

August 30 . Signed **Tyron Billy-Johnson**, **Earl Bostick**, **Josh Butler**, **Jalen Cropper**, **Malik Davis**, **Princeton Fant**, **C.J. Goodwin**, **Brock Hoffman**, **Malik Jefferson**, **Durrell Johnson**, **Sean McKeon**, **Sheldrick Redwine**, **Alex Taylor-Prioleau** and **Tyrus Wheat** to the practice squad. Placed **Matt Waletzko** and **Nahshon Wright** on Reserve/Injured and signed **Chuma Edoga** and **Trent Sieg** to the active roster.

August 31 . Signed **Sean Harlow** and **Willington Previlon** to the practice squad.

Sept. 4..... Signed **Terence Steele** to a five-year extension.

Sept. 18 .... Released **Ronald Jones**.

Sept. 23 .... Placed **Trevon Diggs** on Reserve/Injured and signed **C.J. Goodwin** to the active roster.

Sept. 27 .... Signed **Billy Price** to the practice squad.

Sept. 28 .... Released **Devin Harper**.

Sept. 30 .... Signed **Brock Hoffman** to the active roster.

Oct. 3..... Signed **Mikel Jones** to the practice squad.

Oct. 12..... Placed **Peyton Hendershot** on Reserve/Injured, signed **Sean Mckeon** to the active roster and signed **Rashaan Evans** to the practice squad. Designated **Nahshon Wright** for return to practice.

Oct. 16..... Placed **C.J. Goodwin** and **Leighton Vander Esch** on Reserve/Injured, activated **Nahshon Wright** from Reserve/Injured and signed **Tyrus Wheat** to the active roster from the practice squad.

Oct. 22..... Released **Mikel Jones** and **Alex Taylor-Prioleau**.

Oct. 23..... Signed **Chris Glaser**, **Buddy Johnson**, **Adam Pankey** and **Eric Saubert** to the practice squad.

Oct. 31..... Signed **Dakoda Shepley** to the practice squad.

Nov. 8..... Signed **Martavis Bryant** to the practice squad.

Nov. 15..... Placed **Billy Price** on Practice Squad Reserve/Injured.

Nov. 16..... Signed **Carl Davis** to the practice squad.

Nov. 18..... Signed **Rashaan Evans** from the practice squad to the active roster and placed **Viliami Fehoko** on Reserve/Injured.

## 2023 TRANSACTIONS BY PLAYER

### ALARCON, Isaac - T

1/26..... Signed as a Reserve/Future  
8/29..... Released

### AUBREY, Brandon - K

7/6..... Signed

### BALL, Josh - G/T

8/29..... Placed on Reserve/Injured

### BANOBU, Ben - DE

6/7..... Signed

8/29..... Released

### BARBON, Jose - WR

5/12..... Signed

8/29..... Released

### BASS, T.J. - G

5/12..... Signed

### BILLY-JOHNSON, Tyron - WR

6/5..... Signed

8/29..... Released

8/30..... Signed to practice squad

### BLASKO, Jeff

2/24..... Named Run Game Coordinator/RB Coach

### BOSTICK, Earl - T

5/12..... Signed

8/29..... Released

8/30..... Signed to practice squad

### BROOKS, Jalen - WR

4/29..... Drafted in the seventh round

### BROOKS, Myles - CB

5/12..... Signed

8/29..... Released

### BRYANT, Martavis - WR

11/8..... Signed to practice squad

### BUTLER, Josh - CB

7/25..... Signed

8/29..... Released

8/30..... Signed to practice squad

### CALLWAY, Antonio - WR

1/25..... Signed as a Reserve/Future

6/5..... Released

### CHINYOUNG, Ramon

2/24..... Named Quality Control/Asst. OL Coach

### COOKS, Brandin - WR

3/18..... Acquired in trade with Houston

### COX, Jabril - LB

8/29..... Released

### COYLE, Tyler - S

1/24..... Signed as a Reserve/Future

8/29..... Released

### CROPPER, Jalen - WR

5/12..... Signed

8/29..... Released

8/30..... Signed to practice squad'

### DAVIS, Carl - DT

11/16..... Signed to practice squad

### DAVIS, Malik - RB

8/29..... Released

8/30..... Signed to practice squad

### DIGGS, Trevon - CB

7/25..... Signed a contract extension though 2027

9/23..... Placed on Reserve/Injured

### DOWDLE, Rico - RB

3/21..... Signed

### DRUMMOND, Dontario - WR

1/23..... Signed as a Reserve/Future

8/29..... Released

### DURDEN, David - WR

5/12..... Signed

8/29..... Placed on Reserve/Injured

### EDOGA, Chuma - T

3/21..... Signed

8/29..... Released

8/30..... Signed

### ELLIOTT, Ezekiel - RB

3/15..... Released

### EVANS, Rashaan - LB

10/12..... Signed to practice squad

11/18..... Signed to active roster

### FANT, Princeton - TE

5/12..... Signed

8/29..... Released

8/30..... Signed to practice squad

### FARNIOK, Matt - G

8/29..... Released

### FEDER, Ryan

2/24..... Named Game Management/Off. Assistant

### FEHOKO, Simi - WR

8/29..... Released

### FEHOKO, Viliami - DE

4/29..... Drafted in the fourth round

11/18..... Placed on Reserve/Injured

### FLOYD, Shariff

2/24..... Named Quality Control/Asst. DL Coach

### FOWLER, Dante - DE

3/22..... Signed

### GILMORE, Stephon - CB

3/14..... Acquired in trade with Indianapolis

### GLASER, Chris - G

10/23..... Signed to practice squad

### GOODWIN, C.J. - CB

3/17..... Signed

8/29..... Released

8/30..... Signed to practice squad

9/23..... Signed

10/16..... Placed on Reserve/Injured

### GREEN, Seth - TE

1/26..... Signed as a Reserve/Future

8/29..... Released

### GRIER, Will - QB

8/29..... Released

### HANKINS, Johnathan - DT

4/4..... Signed

### HARLOW, Sean - G

8/31..... Signed to practice squad

### HARPER, Devin - LB

9/28..... Released

### HARRIGER, Will

2/24..... Named Quality Control/Off. Assistant

### HASLETT, Chase

2/24..... Named Assistant Tight Ends Coach

### HENDERSHOT, Peyton - TE

10/12..... Placed on Reserve/Injured

### HOFFMAN, Brock - C

1/23..... Signed as a Reserve/Future

8/29..... Released

8/30..... Signed to practice squad

9/30..... Signed to active roster

### HOOKER, Malik - S

8/5..... Signed a contract extension through 2025

### HOUSTON, Dennis - WR

1/25..... Signed as a Reserve/Future

8/29..... Released

### IGBINOGENE, Noah - CB

8/29..... Acquired via trade

### JEFFERSON, Malik - LB

2/8..... Signed as a Reserve/Future

8/29..... Released

8/30..... Signed to practice squad

### JOHNSON, Durrell - DE

5/12..... Signed

8/29..... Released

8/30..... Signed to practice squad

### JONES, Buddy - LB

10/23..... Signed to practice squad

### JONES, Mikel - LB

10/3..... Signed to practice squad

10/22..... Released

### JONES, Ronald - RB

3/21..... Signed

8/29..... Placed on Reserve/Suspended

9/18..... Released

### LANCE, Trey - QB

8/26..... Acquired via trade

### LAND, Isaiah - LB

5/12..... Signed

8/29..... Released

### LEWIS, Jourdan - CB

7/25..... Placed on Active/PUP

### LINDSTROM, Alec - C

1/23..... Signed as a Reserve/Future

8/29..... Released

### LUEPKE, Hunter - FB

5/12..... Signed

### MANDELL, D'Angelo - CB

5/12..... Signed

8/29..... Released

### MATTHEWS, Cannon

2/24..... Named Asst. Defensive Backs Coach

### McKEON, Sean - TE

8/29..... Released

8/30..... Signed to practice squad

10/12..... Signed to active roster

### McKINLEY, Takk - DE

3/22..... Signed

6/9..... Released

### OHNEGIAN, Pete

2/24..... Named Quality Control/Def. Assistant

### OVERSHOWN, DeMarvion - LB

4/28..... Drafted in the third round

8/29..... Placed on Reserve/Injured

### PANKEY, Adam - G

10/23..... Signed to practice squad

### POLLARD, Tony - RB

3/6..... Designated franchise tag player

3/23..... Signed franchise tag

### PREVILON, Willington - DT

8/31..... Signed to practice squad

### PRICE, Billy - C

9/27..... Signed to practice squad

11/15..... Placed on Practice Squad Reserve/Injured

### REDWINE, Sheldrick - DB

1/23..... Signed as a Reserve/Future

8/29..... Released

8/30..... Signed to practice squad

### RICHARDS, Asim - T

4/29..... Drafted in the fifth round

### RUSH, Cooper- QB

3/17..... Signed

### SAUBERT, Eric - TE

10/23..... Signed to practice squad

### SCHOONMAKER, Luke - TE

4/28..... Drafted in the second round

7/25..... Placed on Active/NFI

8/7..... Passed physical

### SCHOTTENHEIMER, Brian

2/24..... Named Offensive Coordinator

### SCOTT, Eric - CB

4/29..... Drafted in the sixth round

### SIEG, Trent - LS

3/22..... Signed

8/29..... Released

8/30..... Signed

### SHEPLEY, Dakota - G

10/31..... Signed to practice squad

### SMITH, Mazi - DT

4/27..... Drafted in the first round



## 2022 TRANSACTIONS BY PLAYER, cont.

### **SOLARI, Mike**

2/24.....Named Offensive Line Coach

### **STEELE, Terence - T**

9/4.....Signed a five-year extension

### **STEPHENS, John - TE**

5/12.....Signed

8/29.....Placed on Reserve/Injured

### **TAYLOR-PRIOLEAU, Alex - T**

1/25.....Signed as a Reserve/Future

8/29.....Released

8/30.....Signed to practice squad

10/22.....Released

### **THOMAS, Juanyeh - S**

1/23.....Signed as a Reserve/Future

### **THOMPSON, Darian**

2/24.....Named Quality Control/Asst. LB Coach

### **TOLZIEN, Scott**

2/24.....Named Quarterbacks Coach

### **VANDER ESCH, Leighton - LB**

3/14.....Signed

10/16.....Placed on Reserve/Injured

### **VAUGHN, Deuce - RB**

4/29.....Drafted in the sixth round

### **VIZCAINO, Tristan - K**

2/22.....Signed

8/7.....Released

### **WALETZKO, Matt - T**

8/30.....Placed on Reserve/Injured

### **WHEAT, Tyrus - LB**

5/12.....Signed

8/29.....Released

8/30.....Signed to practice squad

10/16.....Signed to active roster

### **WILSON, Donovan - S**

3/14.....Signed

### **WRIGHT, Nahshon - CB**

8/30.....Placed on Reserve/Injured

10/12.....Designated for Return

10/16.....Activated from Reserve/Injured



**TEAM AND INDIVIDUAL STATS**

2023 DALLAS COWBOYS STATISTICS

WON 8, LOST 3				
9/10	W	40-0	at N.Y. Giants	80,809
9/17	W	30-10	N.Y. Jets	93,689
9/24	L	16-28	at Arizona	62,915
10/1	W	38-3	New England	93,719
10/8	L	10-42	at San Francisco	71,617
10/16	W	20-17	at L.A. Chargers	70,240
10/29	W	43-20	L.A. Rams	93,448
11/5	L	23-28	at Philadelphia	69,879
11/12	W	49-17	N.Y. Giants	93,338
11/19	W	33-10	at Carolina	73,543
11/23	W	45-10	Washington	93,711

2023 TEAM STATISTICS			DAL	OPP.
FIRST DOWNS				
			247	186
		Rushing	74	64
		Passing	147	96
		Penalty	26	26
		Third Down-Made/Att	72/151	49/143
		Third Down Efficiency	47.7%	34.3%
		Fourth Down-Made/Att	7/15	13/24
		Fourth Down Efficiency	46.7%	54.2%
TOTAL NET YARDS				
			4,154	3,039
		Avg. Per Game	377.6	276.3
		Total Plays	720	653
		Avg. Per Play	5.8	4.7
NET YARDS RUSHING				
			1,268	1,200
		Avg. Per Game	115.3	109.1
		Total Rushes	307	291
		Avg. Per Rush	4.1	4.1
NET YARDS PASSING				
			2,886	1,839
		Avg. Per Game	262.4	167.2
		Sacked/Yards Lost	23/163	37/237
		Gross Yards	3,049	2,076
		Attempts/Completions	390/274	325/195
		Pct. of Completion	70.3%	60.0%
		Had Intercepted	7	12
PUNTS/AVERAGE				
			31/51.0	48/47.1
		Net Punting Average	45.5	43.5
PUNT RETURN/AVG.				
			16/5.8	16/8.1
KICKOFF RETURN/AVG.				
			12/22.9	3/31.0
INTERCEPTION RETURN/AVG.				
			12/20.8	7/14.1
PENALTIES/YARDS				
			81/637	68/587
FUMBLES/BALL LOST				
			9/3	13/5
TOUCHDOWNS				
			40	22
		Rushing	10	8
		Passing	23	14
		Returns	7	0
EXTRA POINTS/ATTEMPTS				
			33/36	18/18
TWO POINT CONVERSION/ATT.				
			3/4	1/4
FIELD GOALS/ATTEMPTS				
			22/22	11/14
AVG. TIME OF POSSESSION				
			31:39	28:21

SCORE BY PERIODS		Q1	Q2	Q3	Q4	OT	PTS
TEAM		88	126	39	94	0	347
OPPONENTS		36	62	46	41	0	185

SCORING	TD	RU	PA	RT	PAT	FG	2PT	S	PTS
B. Aubrey	0	0	0	0	33/36	22/22	0	0	99
C. Lamb	7	1	6	0	0/0	0/0	1	0	44
D. Bland	5	0	0	5	0/0	0/0	0	0	30
T. Pollard	4	4	0	0	0/0	0/0	1	0	26
B. Cooks	4	0	4	0	0/0	0/0	0	0	24
J. Ferguson	4	0	4	0	0/0	0/0	0	0	24
K. Turpin	4	1	3	0	0/0	0/0	0	0	24
R. Dowdle	3	1	2	0	0/0	0/0	0	0	18
D. Prescott	2	2	0	0	0/0	0/0	0	0	12
L. Schoonmaker	2	0	2	0	0/0	0/0	0	0	12
M. Gallup	1	0	1	0	0/0	0/0	0	0	6
N. Igbinoghene	1	0	0	1	0/0	0/0	0	0	6
H. Luepke	1	1	0	0	0/0	0/0	0	0	6
J. Tolbert	1	0	1	0	0/0	0/0	0	0	6
L. Vander Esch	1	0	0	1	0/0	0/0	0	0	6
C. Golston	0	0	0	0	0/0	0/0	1	0	2
S. Williams	0	0	0	0	0/0	0/0	0	1	2
TEAM	40	10	23	7	33/36	22/22	3	1	347
OPPONENTS	22	8	14	0	18/18	11/14	1	0	185

2-Pt Conv: C. Golston 1, C. Lamb 1, T. Pollard 1, D. Prescott 0, TM 3-4, OPP 1-4

SACKS: M. Parsons 11.5, D. Armstrong 5.0, S. Williams 4.0, D. Lawrence 4.0, O. Odighizuwa 3.0, D. Fowler 2.5, J. Hankins 2.0, C. Golston 1.5, J. Kearse 1.5, N. Gallimore 1.0, TM 36.0, OPP 23.0

FUM/LOST: T. Pollard 3/1, C. Lamb 2/1, J. Tolbert 1/1, K. Turpin 1/0, D. Prescott 1/0, B. Cooks 1/0, TM 9/3, OPP 13/5

PASSING	ATT	CMP	YDS	CMP%	YDS/ATT	TD	TD%	INT	INT%	LONG	SACK/LOST	RATING
D. Prescott	370	259	2,935	70.0	7.9	23	6.2	6	1.6	60	22/155	107.4
C. Rush	20	15	114	75.0	5.7	0	0.0	1	5.0	29	1/8	67.5
B. Anger	1	1	0	100.0	0.0	0	0.0	0	0.0	00	0/0	79.2
TEAM	391	275	3,049	70.3	7.8	23	5.9	7	1.8	60	23.0/163	105.3
OPPONENTS	325	195	2,076	60.0	6.4	14	4.3	12	3.7	69	37.0/237	77.7

RUSHING	NO.	YDS	AVG	LONG	TD
T. Pollard	160	669	4.2	31	4
R. Dowdle	58	246	4.2	21	1
D. Prescott	34	151	4.4	18t	2
K. Turpin	8	79	9.9	46	1
C. Lamb	7	54	7.7	14t	1
D. Vaughn	21	38	1.8	13	0
B. Cooks	3	23	7.7	14	0
H. Luepke	3	13	4.3	9	1
P. Hendershot	1	0	0.0	0	0
C. Rush	12	-5	-0.4	6	0
TEAM	307	1,268	4.1	46	10
OPPONENTS	291	1,200	4.1	45t	8

RECEIVING	NO.	YDS	AVG	LONG	TD
C. Lamb	78	1,066	13.7	49	6
J. Ferguson	40	421	10.5	40	4
B. Cooks	33	452	13.7	37	4
M. Gallup	28	357	12.8	41t	1
T. Pollard	39	233	6.0	60	0
J. Tolbert	16	183	11.4	32	1
K. Turpin	10	113	11.3	34t	3
L. Schoonmaker	6	49	8.2	18t	2
R. Dowdle	10	69	6.9	17	2
D. Vaughn	6	30	5.0	11	0
J. Brooks	5	63	12.6	24	0
H. Luepke	2	10	5.0	12	0
P. Hendershot	1	3	3.0	3	0
S. McKeon	0	0	0.0	0	0
TEAM	274	3,049	11.1	60	23
OPPONENTS	195	2,076	10.6	69	14

INTERCEPTIONS	NO.	YDS	AVG	LONG	TD
D. Bland	7	209	29.9	63t	5
S. Gilmore	2	0	0.0	0	0
J. Kearse	1	32	32.0	32	0
T. Diggs	1	8	8.0	8	0
M. Hooker	1	0	0.0	0	0
TEAM	12	249	20.8	63t	5
OPPONENTS	7	99	14.1	26	0

PUNTING	NO.	YDS	AVG	NET	TB	IN	LG	B
B. Anger	31	1,580	51.0	45.5	2	13	63	0
TEAM	31	1,580	51.0	45.5	2	13	63	0
OPPONENTS	48	2,263	47.1	43.5	2	14	62	1

PUNT RETURNS	RET	FC	YDS	AVG	LONG	TD
K. Turpin	11	17	73	6.6	15	0
D. Vaughn	4	1	19	4.8	11	0
J. Tolbert	1	0	0	0.0	0	0
TEAM	16	18	92	5.8	15	0
OPPONENTS	16	10	130	8.1	26	0

KICKOFF RETURNS	NO.	YDS	AVG	LONG	TD
K. Turpin	6	190	31.7	63	0
R. Dowdle	5	85	17.0	31	0
H. Luepke	1	0	0.0	0	0
TEAM	12	275	22.9	63	0
OPPONENTS	3	93	31.0	36	0

FIELD GOALS	1-19	20-29	30-39	40-49	50+
B. Aubrey	0/0	9/9	7/7	1/1	5/5
TEAM	0/0	9/9	7/7	1/1	5/5
OPPONENTS	0/0	2/2	3/4	5/6	1/2

B. Aubrey: (21, 38) (35, 21, 55, 26, 30) (49, 27, 26) (23, 23, 33) (50) (32, 39) (58, 27) (51) () (30, 27) (52)

OPP: (45B, 36WL) (34) (39, 43, 62) (29, 52WR) () (24) (33, 47) () (40) (42) (43)



2023 DALLAS COWBOYS DEFENSIVE STATISTICS

RNK	PLAYER	TKL	AST	TOTAL	SACKS/YDS	TFL/YDS	QBPR	FR	FF	INT/YDS	PD
1.	Clark, Damone	47	29	76		4/-13	5				1
2.	Bell, Markquese	38	24	62		1/-5	1		1		2
3.	Bland, DaRon	36	15	51		1/-3	2			7/209	13
4.	Wilson, Donovan	27	20	47		2/-9	2	1			1
5.	Hooker, Malik	26	21	47		1/-1	1		1	1/0	2
6.	Kearse, Jayron	31	15	46	1.5/-6	3/-8	4			1/32	3
7.	Gilmore, Stephon	33	8	41						2/0	10
8.	Odighizuwa, Osa	19	19	38	3.0/-18	4/-12	27				
9.	Vander Esch, Leighton	18	17	35		1/-2	2	1			
10.	Parsons, Micah	15	18	33	11.5/-95	4/-9	63	1	1		2
11.	Lewis, Jourdan	20	10	30		1/-1		1	2		1
12.	Lawrence, DeMarcus	14	15	29	4.0/-25	3/-7	31				2
13.	Hankins, Johnathan	10	15	25	2.0/-18		2				2
14.	Armstrong, Dorance	8	13	21	5.0/-22	1/-2	18				
15.	Golston, Chauncey	5	11	16	1.5/-12		7		1		
16.	Thomas, Juanyeh	10	3	13			1				3
17.	Smith, Mazi	7	6	13		2/-5	5				
18.	Williams, Sam	5	7	12	4.0/-24		11		1		
19.	Gallimore, Neville	5	5	10	1.0/-6	1/-2	6				1
20.	Diggs, Trevon	4	2	6					1	1/8	3
21.	Evans, Rashaan	3	3	6							
22.	Fowler, Dante	4	0	4	2.5/-11	2/-7	23		1		3
23.	Mukuamu, Israel	3	0	3				1			1
24.	Wheat, Tyrus	2	0	2							
25.	Jefferson, Malik	1	1	2		1/-4					
26.	Goodwin, C.J.	0	2	2							
	Harper, Devin	0	2	2							
28.	Wright, Nahshon	1	0	1							1

Ast=Assist, TFL=Tackle for a Loss, QBPR=Pressures, Int=Interception, FR=Fumble Recovery, FF=Forced Fumble, PD=Pass Defense

2023 COWBOYS SPECIAL TEAMS						
RNK	PLAYER	S	A	TOT	FF	BL
1.	Luepke, Hunter	3	1	4		
2.	Goodwin, C.J.	3	0	3		
3.	Clark, Damone	2	0	2		
	Tolbert, Jalen	2	0	2		
	Williams, Sam	2	0	2		1
6.	Sieg, Trent	1	1	2		
7.	Anger, Bryan	1	0	1		
	Harper, Devin	1	0	1		
	Jefferson, Malik	1	0	1		
10.	Dowdle, Rico	0	1	1		
	Golston, Chauncey	0	1	1		
	McKeon, Sean	0	1	1		
	Mukuamu, Israel	0	1	1		
	Wright, Nahshon	0	1	1		
15.	Thomas, Juanyeh	0	0	0		1

DEFENSIVE STATS BY RANK							
PRESSURES		SACKS		TACKLES FOR LOSS		INTERCEPTIONS	
PLAYER	NO	PLAYER	NO	PLAYER	NO	PLAYER	NO
1. M. Parsons	63	1. M. Parsons	11.5	1. D. Clark	4	1. D. Bland	7
2. D. Lawrence	31	2. D. Armstrong	5.0	0. Odighizuwa	4	2. S. Gilmore	2
3. O. Odighizuwa	27	3. D. Lawrence	4.0	M. Parsons	4	3. T. Diggs	1
4. D. Fowler	23	S. Williams	4.0	4. J. Kearse	3	M. Hooker	1
5. D. Armstrong	18	5. O. Odighizuwa	3.0	D. Lawrence	3	J. Kearse	1

FORCED FUMBLES		FUMBLE RECOVERIES		PASSES DEFENSED	
PLAYER	NO	PLAYER	NO	PLAYER	NO
1. J. Lewis	2	1. J. Lewis	1	1. D. Bland	13
2. M. Bell	1	I. Mukuamu	1	2. S. Gilmore	10
T. Diggs	1	M. Parsons	1	3. T. Diggs	3
D. Fowler	1	L. Vander Esch	1	D. Fowler	3
C. Golston	1	D. Wilson	1	J. Kearse	3

2023 TEAM STATS

COWBOYS

		FIRST DOWNS				TOTAL OFF.			RUSHING			-----PASSING-----					INT BY DAL			PUNTS	PUNT RETURNS				KO RETURNS			PEN.	FUM.	-----SCORING-----								T.O.P.
		T	R	Pa	Pe	YDS	PLYS	AVG	YDS	ATT	AVG	YDS	SK/YD	ATT	COM	I	NO	YDS	TD	NO-AVG	NO	YDS	FC	TD	NO	YDS	TD	NO-YDS	NO/LT	TD	TDr	Tdp	TDrT	PAT	2-PT	FG		
9/10	@ N.Y. Giants	18	7	8	3	265	55	4.8	122	30	4.1	143	0 / 0	25	13	0	2	22	1	3 - 48.7	2	17	0	0	0	0	0	5 - 35	1/0	5	3	0	2	4/5	0/0	2/2	26:32	
9/17	N.Y. JETS	26	8	16	2	382	83	4.6	134	44	3.0	248	1 / 7	38	31	0	3	40	0	3 - 51.7	0	0	4	0	1	0	0	6 - 38	1/0	2	0	2	0	1/1	1/1	5/5	42:15	
9/24	@ Arizona	26	12	11	3	416	75	5.5	185	33	5.6	231	2 / 18	40	25	1	0	0	0	2 - 51.0	1	0	1	0	0	0	0	13 - 107	0/0	1	0	1	0	1/1	0/0	3/3	34:33	
10/1	NEW ENGLAND	22	6	15	1	377	69	5.5	124	30	4.1	253	3 / 28	36	30	0	2	64	1	2 - 56.0	2	13	3	0	0	0	0	5 - 32	2/0	4	1	1	2	3/3	1/1	3/3	35:09	
10/8	@ San Francisco	8	3	5	0	197	49	4.0	57	19	3.0	140	4 / 21	26	16	3	0	0	0	5 - 50.8	1	10	1	0	4	68	0	6 - 60	1/1	1	0	1	0	1/1	0/0	1/1	22:55	
10/16	@ LA Chargers	20	5	12	3	342	61	5.6	96	26	3.7	246	5 / 26	30	21	0	1	0	0	4 - 52.3	2	15	2	0	1	31	0	11 - 85	1/1	2	1	1	0	2/2	0/0	2/2	29:52	
10/29	LA RAMS	24	6	16	2	387	63	6.1	102	26	3.9	285	3 / 22	34	27	1	1	30	1	2 - 46.5	2	0	0	0	3	96	0	4 - 21	0/0	5	0	4	1	5/5	0/0	2/2	35:28	
11/5	@ Philadelphia	27	3	19	5	406	70	5.8	73	21	3.5	333	5 / 41	44	29	0	0	0	0	2 - 41.0	2	23	0	0	2	79	0	10 - 83	2/1	3	0	3	0	2/2	0/1	1/1	29:42	
11/12	N.Y. GIANTS	32	12	19	1	640	77	8.3	168	33	5.1	472	0 / 0	44	33	2	1	0	0	2 - 46.5	3	9	1	0	1	11	0	9 - 83	0/0	7	3	4	0	7/7	0/0	0/0	37:21	
11/19	@ Carolina	23	7	11	5	311	68	4.6	107	27	4.0	204	0 / 0	41	27	0	1	30	1	3 - 58.7	0	0	4	0	0	0	0	5 - 45	0/0	4	1	2	1	3/4	0/0	2/2	31:21	
11/23	WASHINGTON	21	5	15	1	431	50	8.6	100	18	5.6	331	0 / 0	32	22	0	1	63	1	3 - 52.7	1	5	2	0	0	0	0	7 - 48	1/0	6	1	4	1	4/5	1/1	1/1	23:06	
11/30	SEATTLE																																					
12/10	PHILADELPHIA																																					
12/17	@ Buffalo																																					
12/24	@ Miami																																					
12/30	DETROIT																																					
1/7/23	@ Washington																																					
2023 Totals		247	74	147	26	4154	720	5.8	1268	307	4.1	2886	23 / 163	390	274	7	12	249	5	31 - 51.0	16	92	18	0	12	285	0	81 - 637	9/3	40	10	23	7	33/36	3/4	22/22	31:39	

3rd DOWN EFFICIENCY	9/10 @ N.Y. Giants	6/13 46.2%
	9/17 N.Y. JETS	9/18 50.0%
	9/24 @ Arizona	9/16 50.0%
	10/1 NEW ENGLAND	8/15 53.3%
	10/8 @ San Francisco	4/11 36.4%

10/16 @ LA Chargers	5/13 38.5%
10/29 LA RAMS	6/12 50.0%
11/5 @ Philadelphia	6/15 40.0%
11/12 N.Y. GIANTS	6/12 50.0%

11/19 @ Carolina	7/16 43.8%
11/23 WASHINGTON	6/10 60.0%
11/30 SEATTLE	
12/10 PHILADELPHIA	

12/17 @ Buffalo	
12/24 @ Miami	
12/30 DETROIT	
1/7/23 @ Washington	

SEASON TOTAL
72 / 151 47.7%

OPPONENTS

		FIRST DOWNS				TOTAL OFF.			RUSHING			-----PASSING-----					INT BY OPP			PUNTS	PUNT RETURNS				KO RETURNS			PEN.	FUM.	-----SCORING-----								T.O.P.
		T	R	Pa	Pe	YDS	PLYS	AVG	YDS	ATT	AVG	YDS	SK/YD	ATT	COM	I	NO	YDS	TD	NO-AVG	NO	YDS	FC	TD	NO	YDS	TD	NO-YDS	NO/LT	TD	TDr	TDp	TDrt	PAT	2-PT	FG		
9/10	@ N.Y. Giants	14	6	5	3	171	65	2.6	108	28	3.9	63	7 / 47	30	17	2	0	0	0	3 - 53.3	1	7	0	0	0	0	0	6 - 72	5/1	0	0	0	0	0/0	0/0	0/0	33:28	
9/17	N.Y. JETS	12	4	6	2	215	46	4.7	64	16	4.0	151	3 / 19	27	12	3	0	0	0	5 - 48.2	1	7	2	0	0	0	0	5 - 29	1/1	1	0	1	0	1/1	0/0	1/1	17:45	
9/24	@ Arizona	20	8	8	4	400	53	7.5	222	30	7.4	178	2 / 11	21	17	0	1	0	0	2 - 47	2	19	0	0	1	28	0	8 - 69	0/0	3	2	1	0	1/1	0/2	3/3	25:27	
10/1	NEW ENGLAND	10	2	8	0	253	55	4.6	53	23	2.3	200	2 / 7	30	16	2	0	0	0	5 - 45.0	1	-2	1	0	0	0	0	6 - 50	1/1	0	0	0	0	0/0	0/0	1/2	24:51	
10/8	@ San Francisco	25	10	12	3	421	67	6.3	170	41	4.1	251	1 / 2	25	18	0	3	49	0	4 - 46.8	4	39	1	0	0	0	0	6 - 45	1/1	6	2	4	0	6/6	0/0	0/0	37:05	
10/16	@ LA Chargers	18	2	12	4	272	61	4.5	53	23	2.3	219	1 / 8	37	22	1	0	0	0	5 - 40.6	2	38	1	0	0	0	0	9 - 79	0/0	2	0	2	0	2/2	0/0	1/1	30:08	
10/29	LA RAMS	15	5	8	2	280	58	4.8	92	24	3.8	188	2 / 16	32	18	1	1	18	0	5 - 36.6	1	-5	1	0	0	0	0	4 - 25	0/0	2	1	1	0	0/0	1/2	2/2	24:32	
11/5	@ Philadelphia	20	7	10	3	292	59	4.9	109	33	3.3	183	3 / 24	23	17	0	0	0	0	5 - 51.8	1	4	1	0	0	0	0	10 - 98	3/0	4	2	2	0	4/4	0/0	0/0	30:18	
11/12	N.Y. GIANTS	16	7	5	4	172	55	3.1	111	23	4.8	61	5 / 25	27	14	1	2	32	0	7 - 50.0	0	0	1	0	1	36	0	2 - 5	0/0	2	0	2	0	2/2	0/0	1/1	22:39	
11/19	@ Carolina	13	6	7	0	187	59	3.2	110	23	4.8	77	7 / 46	29	16	1	0	0	0	5 - 48.4	1	14	1	0	1	29	0	8 - 90	2/1	1	0	1	0	1/1	0/0	1/1	28:39	
11/23	WASHINGTON	23	7	15	1	376	75	5.0	108	27	4.0	268	4 / 32	44	28	1	0	0	0	3 - 39.7	2	9	1	0	0	0	0	4 - 25	0/0	1	1	0	0	1/1	0/0	1/1	36:54	
11/30	SEATTLE																																					
12/10	PHILADELPHIA																																					
12/17	@ Buffalo																																					
12/24	@ Miami																																					
12/30	DETROIT																																					
1/7/23	@ Washington																																					
2023 Totals		186	64	96	26	3039	653	4.7	1200	291	4.1	1839	37 / 237	325	195	12	7	99	0	49 - 46.2	16	130	10	0	3	93	0	68 - 587	13/5	22	8	14	0	18/18	1/4	11/12	28:21	

3rd DOWN EFFICIENCY	9/10 @ N.Y. Giants	5/16 31.3%
	9/17 N.Y. JETS	1/10 10.0%
	9/24 @ Arizona	5/10 50.0%
	10/1 NEW ENGLAND	4/13 30.8%
	10/8 @ San Francisco	6/11 54.5%

10/16 @ LA Chargers	5/14 35.7%
10/29 LA RAMS	4/13 30.8%
11/5 @ Philadelphia	7/14 50.0%
11/12 N.Y. GIANTS	0/12 0.0%

11/19 @ Carolina	5/15 33.3%
11/23 WASHINGTON	7/15 46.7%
11/30 SEATTLE	
12/10 PHILADELPHIA	

12/17 @ Buffalo	
12/24 @ Miami	
12/30 DETROIT	
1/7/23 @ Washington	

SEASON TOTAL
49 / 143 34.3%

TEAM GAME-BY-GAME SCORING

			COWBOYS						OPPONENTS						POINT	OVERALL
DATE	OPPONENT	W/L/T	1ST	2ND	3RD	4TH	OT	TOTAL	1ST	2ND	3RD	4TH	OT	TOTAL	DIFF	RECORD
9/10	at N.Y. Giants	W	16	10	7	7	--	40	0	0	0	0	--	0	+40	1-0
9/17	N.Y. Jets	W	7	11	6	6	--	30	0	10	0	0	--	10	+20	2-0
9/24	at Arizona	L	3	7	3	3	--	16	9	12	0	7	--	28	-12	2-1
10/1	New England	W	10	18	3	7	--	38	3	0	0	0	--	3	+35	3-1
10/8	at San Francisco	L	0	7	3	0	--	10	7	14	7	14	--	42	-32	3-2
10/16	at L.A. Chargers	W	7	3	0	10	--	20	7	0	3	7	--	17	+3	4-2
10/29	L.A. Rams	W	17	16	3	7	--	43	3	6	8	3	--	20	+23	5-2
11/5	at Philadelphia	L	7	10	0	6	--	23	7	7	14	0	--	28	-5	5-3
11/12	N.Y. Giants	W	7	21	14	7	--	49	0	0	7	10	--	17	+32	6-3
11/19	at Carolina	W	7	10	0	16	--	33	0	3	7	0	--	10	+23	7-3
11/23	Washington	W	7	13	0	25	--	45	0	10	0	0	--	10	+35	8-3
11/30	Seattle															
12/10	Philadelphia															
12/17	at Buffalo															
12/24	at Miami															
12/30	Detroit															
1/7	at Washington															
	2023 TOTALS	8-3	88	126	39	94	--	347	36	62	46	41	--	185	162	8-3
	AVG/GAME		8.0	11.5	3.5	8.5	--	31.5	3.3	5.6	4.2	3.7	--	16.8	14.7	



# 2023 SNAP COUNT

		9/10 @ NYG	9/17 NYJ	9/24 @ ARI	10/1 NE	10/8 @ SF	10/16 @ LAC	10/29 LAR	11/5 @ PHI	11/12 NYG	11/19 @ CAR	11/23 WAS	11/30 SEA	12/10 PHI	12/17 @ BUF	12/24 @ MIA	12/30 DET	1/7 @ Was	Total Snaps	Pct. Snaps
QB	OFFENSE																			
	Total Plays-Off-Pct	58 - PCT	87 - PCT	81 - PCT	70 - PCT	49 - PCT	64 - PCT	65 - PCT	75 - PCT	78 - PCT	72 - PCT	54 - PCT							753	- PCT
	4 Dak Prescott	51 - 87.5%	87 - 100.0%	81 - 100.0%	63 - 90.0%	39 - 79.6%	64 - 100.0%	56 - 86.2%	75 - 100.0%	60 - 76.9%	61 - 84.7%	54 - 100.0%							691	- 91.8%
	10 Cooper Rush	7 - 12.1%	0 - 0.0%	0 - 0.0%	7 - 10.0%	10 - 20.4%	0 - 0.0%	9 - 13.8%	0 - 0.0%	18 - 23.1%	11 - 15.3%	0 - 0.0%							62	- 8.2%
RB	15 Trey Lance																		0	- 0.0%
	20 Tony Pollard	37 - 63.8%	56 - 64.4%	70 - 86.4%	37 - 52.9%	34 - 69.4%	51 - 79.7%	42 - 64.6%	58 - 77.3%	54 - 69.2%	45 - 62.5%	41 - 75.9%							525	- 69.7%
	23 Rico Dowdle	9 - 15.5%	18 - 20.7%	11 - 13.6%	6 - 8.6%	10 - 20.4%	10 - 15.6%	23 - 35.4%	14 - 18.7%	22 - 28.2%	21 - 29.2%	12 - 22.2%							156	- 20.7%
	40 Hunter Luepke	4 - 6.9%	18 - 20.7%	8 - 9.9%	14 - 20.0%	6 - 12.2%	8 - 12.5%	6 - 9.2%	5 - 6.7%	5 - 6.4%	8 - 11.1%	4 - 7.4%							86	- 11.4%
WR	42 Deuce Vaughn	8 - 13.8%	13 - 14.9%	0 - 0.0%	22 - 31.4%	5 - 10.2%				5 - 6.4%									53	- 7.0%
	3 Brandin Cooks	34 - 58.6%	65 - 80.2%	49 - 70.0%	32 - 65.3%	50 - 78.1%	40 - 61.5%	58 - 77.3%	41 - 52.6%	52 - 72.2%	43 - 79.6%								464	- 61.6%
	9 KaVontae Turpin	11 - 19.0%	2 - 2.5%	21 - 30.0%	2 - 4.1%	2 - 3.1%	11 - 16.9%	13 - 17.3%	12 - 16.7%	5 - 9.3%									95	- 12.6%
	13 Michael Gallup	39 - 67.2%	63 - 72.4%	56 - 69.1%	37 - 52.9%	40 - 81.6%	45 - 70.3%	33 - 50.8%	36 - 48.0%	37 - 47.4%	25 - 34.7%	18 - 33.3%							429	- 57.0%
TE	18 Jalen Tolbert	16 - 27.6%	59 - 67.8%	14 - 17.3%	24 - 34.3%	22 - 44.9%	15 - 23.4%	29 - 44.6%	31 - 41.3%	48 - 61.5%	30 - 41.7%	20 - 37.0%							308	- 40.9%
	83 Jalen Brooks		15 - 17.2%			5 - 7.8%				24 - 30.8%	16 - 22.2%	6 - 11.1%							66	- 8.8%
	88 CeeDee Lamb	46 - 79.3%	63 - 72.4%	67 - 82.7%	44 - 62.9%	34 - 69.4%	54 - 84.4%	53 - 81.5%	70 - 93.3%	60 - 76.9%	57 - 79.2%	50 - 92.6%							598	- 79.4%
	47 Eric Saubert						0 - 0.0%		0 - 0.0%										0	- 0.0%
OL	84 Sean McKeon				18 - 25.7%	6 - 12.2%	8 - 12.5%	11 - 16.9%	9 - 12.0%	13 - 16.7%	17 - 23.6%	10 - 18.5%							92	- 12.2%
	86 Luke Schoonmaker	16 - 27.6%	31 - 35.6%	19 - 23.5%	39 - 55.7%	20 - 40.4%	17 - 26.6%	25 - 38.5%	12 - 16.0%	28 - 35.9%	25 - 34.7%	22 - 40.7%							254	- 33.7%
	87 Jake Ferguson	42 - 72.4%	52 - 59.8%	56 - 69.1%	39 - 55.7%	34 - 69.4%	55 - 85.9%	62 - 89.3%	67 - 89.3%	52 - 72.2%	39 - 72.2%								540	- 71.7%
	89 Peyton Hendershot	28 - 48.3%	31 - 35.6%	37 - 45.7%															96	- 12.7%
	63 Tyler Biadasz	51 - 87.9%	87 - 100.0%		63 - 90.0%	30 - 61.2%	64 - 100.0%	59 - 90.8%	75 - 100.0%	60 - 76.9%	61 - 84.7%	54 - 100.0%							604	- 80.2%
	66 T.J. Bass	9 - 15.5%	42 - 48.3%	81 - 100.0%	16 - 22.9%	10 - 20.4%	0 - 0.0%	9 - 13.8%	0 - 0.0%	18 - 23.1%	11 - 15.3%	0 - 0.0%							196	- 26.0%
	67 Brock Hoffman	7 - 12.1%		81 - 100.0%	7 - 10.0%	19 - 38.8%	0 - 0.0%	6 - 9.2%	0 - 0.0%	18 - 23.1%	11 - 15.3%	0 - 0.0%							149	- 19.8%
	70 Zack Martin	51 - 87.9%	82 - 94.3%		54 - 77.1%	39 - 79.6%	64 - 100.0%	56 - 86.2%	75 - 100.0%	60 - 76.9%	61 - 84.7%	54 - 100.0%							596	- 79.2%
	71 Chuma Edoga	56 - 96.6%	45 - 51.7%	81 - 100.0%	63 - 90.0%	10 - 20.4%	0 - 0.0%	54 - 83.1%	2 - 2.7%	19 - 24.4%	11 - 15.3%	0 - 0.0%							341	- 45.3%
	73 Tyler Smith			81 - 100.0%	70 - 100.0%	49 - 100.0%	64 - 100.0%	65 - 100.0%	75 - 100.0%	78 - 100.0%	72 - 100.0%	54 - 100.0%							608	- 80.7%
	76 Asim Richards	9 - 15.5%	5 - 5.7%	0 - 0.0%	7 - 10.0%			11 - 16.9%	0 - 0.0%										32	- 4.2%
	77 Tyron Smith	49 - 84.5%	87 - 100.0%	0 - 0.0%		39 - 79.6%	64 - 100.0%	75 - 100.0%	75 - 100.0%	60 - 76.9%	61 - 84.7%	54 - 100.0%							489	- 64.9%
	78 Terence Steele	58 - 100.0%	87 - 100.0%	81 - 100.0%	70 - 100.0%	49 - 100.0%	64 - 100.0%	65 - 100.0%	75 - 100.0%	78 - 100.0%	72 - 100.0%	54 - 100.0%							753	- 100.0%

		9/10 @ NYG	9/17 NYJ	9/24 @ ARI	10/1 NE	10/8 @ SF	10/16 @ LAC	10/29 LAR	11/5 @ PHI	11/12 NYG	11/19 @ CAR	11/23 WAS	11/30 SEA	12/10 PHI	12/17 @ BUF	12/24 @ MIA	12/30 DET	1/7 @ Was	Total Snaps	Pct. Snaps
DL	Defense																			
	Total Plays-Def-Pct	70 - PCT	47 - PCT	61 - PCT	55 - PCT	71 - PCT	73 - PCT	62 - PCT	62 - PCT	57 - PCT	59 - PCT	78 - PCT							695	- PCT
	54 Sam Williams	34 - 48.6%	19 - 40.4%	10 - 16.4%	16 - 29.1%	20 - 28.2%	12 - 16.4%	21 - 33.9%	12 - 19.4%	27 - 47.4%	16 - 27.1%	34 - 43.6%							221	- 31.8%
	56 Dante Fowler	33 - 47.1%	14 - 29.8%	15 - 24.6%	17 - 30.9%	13 - 18.3%	11 - 15.1%	19 - 30.6%	9 - 14.5%	21 - 36.8%	15 - 25.4%	25 - 32.1%							192	- 27.6%
	58 Mazi Smith	17 - 24.3%	12 - 23.4%	12 - 19.7%	17 - 30.9%	22 - 31.0%	18 - 24.7%	18 - 29.0%	12 - 19.4%	25 - 43.9%	19 - 32.2%	20 - 25.6%							191	- 27.5%
	90 DeMarcus Lawrence	30 - 42.9%	24 - 51.1%	41 - 67.2%	25 - 45.5%	34 - 47.9%	48 - 65.8%	31 - 50.0%	38 - 61.3%	23 - 40.4%	29 - 49.2%	35 - 44.9%							358	- 51.5%
	92 Dorance Armstrong	18 - 25.7%	22 - 46.8%	22 - 36.1%	20 - 36.4%	23 - 32.4%	33 - 45.2%	31 - 50.0%	26 - 41.9%	23 - 40.4%	35 - 59.3%	30 - 38.5%							283	- 40.7%
	93 Vilami Fehoko																		0	- 0.0%
	95 Johnathan Hankins	18 - 25.7%	10 - 21.3%	35 - 57.4%	21 - 38.2%	40 - 56.3%	31 - 42.5%	24 - 38.7%	42 - 67.7%	18 - 31.6%	25 - 42.4%	31 - 39.7%							295	- 42.4%
	96 Neville Gallimore	34 - 48.6%	13 - 27.7%	16 - 26.2%	18 - 32.7%	25 - 35.2%	19 - 26.0%	9 - 14.5%	8 - 12.9%	16 - 28.1%	16 - 27.1%	17 - 21.8%							191	- 27.5%
	97 Osa Odighizuwa	27 - 38.6%	24 - 51.1%	33 - 54.1%	30 - 54.5%	38 - 53.5%	45 - 61.6%	39 - 62.9%	40 - 64.5%	30 - 52.6%	29 - 49.2%	46 - 59.0%							381	- 54.8%
	99 Chancey Golston	30 - 42.9%	14 - 29.8%	18 - 29.5%	15 - 27.3%	19 - 26.8%	20 - 27.4%	16 - 25.8%	15 - 24.2%	23 - 40.4%	12 - 20.3%	19 - 24.4%							201	- 28.9%
LB	11 Micah Parsons	40 - 57.1%	41 - 87.2%	55 - 90.2%	44 - 80.0%	59 - 83.1%	68 - 93.2%	48 - 77.4%	51 - 82.3%	39 - 68.4%	43 - 72.9%	64 - 82.1%							552	- 79.4%
	32 Rashawn Evans							7 - 11.3%	0 - 0.0%	28 - 49.1%	7 - 11.9%	15 - 19.2%							57	- 8.2%
	33 Damone Clark	46 - 65.7%	17 - 36.2%	42 - 68.9%	25 - 45.5%	46 - 64.8%	72 - 98.6%	50 - 80.6%	57 - 91.9%	30 - 52.6%	44 - 74.6%	65 - 83.3%							494	- 71.1%
	46 Malik Jefferson				0 - 0.0%	6 - 8.5%	0 - 0.0%												6	- 0.9%
	50 Devin Harper	3 - 4.3%	0 - 0.0%	0 - 0.0%															3	- 0.4%
	55 Leighton Vander Esch	48 - 68.6%	47 - 100.0%	61 - 100.0%	55 - 100.0%	58 - 81.7%													269	- 38.7%
DB	91 Tyrus Wheat						5 - 6.8%	3 - 4.8%	0 - 0.0%	15 - 26.3%	0 - 0.0%	3 - 3.8%							26	- 3.7%
	1 Jayron Kearse	53 - 75.7%	47 - 100.0%	61 - 100.0%	55 - 100.0%	59 - 83.1%	60 - 82.2%	40 - 64.5%	45 - 72.6%	33 - 57.9%	36 - 61.0%								489	- 70.4%
	2 Jourdan Lewis		10 - 21.3%	34 - 55.7%	31 - 56.4%	30 - 42.3%	65 - 89.0%	62 - 100.0%	45 - 72.6%	35 - 61.4%	53 - 89.8%	65 - 83.3%							430	- 61.9%
	6 Donovan Wilson			32 - 52.5%	31 - 56.4%	55 - 77.5%	55 - 75.3%	44 - 71.0%	52 - 83.9%	44 - 77.2%	45 - 76.3%	70 - 89.7%							428	- 61.6%
	7 Trevon Diggs	54 - 77.1%	47 - 100.0%																101	- 14.5%
	14 Markquese Bell	31 - 44.3%	21 - 44.7%	9 - 14.8%	22 - 40.0%	23 - 32.4%	39 - 53.4%	45 - 72.6%	58 - 93.5%	22 - 38.6%	50 - 84.7%	60 - 76.9%							380	- 54.7%
	19 Noah Igbinoghene	16 - 22.9%		0 - 0.0%	0 - 0.0%	9 - 12.7%	0 - 0.0%												25	- 3.6%
	21 Stephon Gilmore	54 - 77.1%	47 - 100.0%	60 - 98.4%	55 - 100.0%	70 - 98.6%	73 - 100.0%	59 - 95.2%	62 - 100.0%	41 - 71.9%	56 - 94.9%	70 - 89.7%							647	- 93.1%
	24 Israel Mukuamu	23 - 32.9%	3 - 6.4%				0 - 0.0%	3 - 4.8%	0 - 0.0%	15 - 26.3%	3 - 5.1%	7 - 9.0%							54	- 7.8%
	25 Nahshon Wright						0 - 0.0%	4 - 6.5%	0 - 0.0%	15 - 26.3%	4 - 6.8%	7 - 9.0%							30	- 4.3%
	26 DaRon Bland	55 - 78.6%	26 - 55.3%	59 - 96.7%	43 - 78.2%	59 - 83.1%	73 - 100.0%	58 - 93.5%	62 - 100.0%	42 - 73.7%	55 - 93.2%	70 - 89.7%							602	- 86.6%
	28 Malik Hooker	49 - 70.0%	44 - 93.6%	56 - 91.8%	52 - 94.5%	63 - 88.7%	57 - 78.1%	48 - 77.4%	48 - 77.4%	46 - 80.7%	50 - 84.7%	71 - 91.0%							584	- 84.0%
ST	29 C.J. Goodwin	16 - 22.9%	0 - 0.0%	0 - 0.0%		0 - 0.0%													16	- 2.3%
	30 Juanyeh Thomas	41 - 58.6%	16 - 34.0%	0 - 0.0%	13 - 23.6%	9 - 12.7%		3 - 4.8%	0 - 0.0%	16 - 28.1%	7 - 11.9%	27 - 34.6%							132	- 19.0%
	37 Eric Scott																		0	- 0.0%

		9/10 @ NYG	9/17 NYJ	9/24 @ ARI	10/1 NE	10/8 @ SF	10/16 @ LAC	10/29 LAR	11/5 @ PHI	11/12 NYG	11/19 @ CAR	11/23 WAS	11/30 SEA	12/10 PHI	12/17 @ BUF	12/24 @ MIA	12/30 DET	1/7 @ Was	Total Snaps
ST	Specialists																		
	5 Bryan Anger	10	9	6	9	7	9	9	5	9	9	9							91
	17 Brandon Aubrey	15	14	9	15	5	8	15	8	15	13	14							131
	44 Trent Sieg	10	9	6	9	7	9	9	5	9	9	9							91

# GAME-BY-GAME PLAYER PARTICIPATION

	AT NYG	NYJ	AT ARI	NE	AT SF	AT LAC	LAR	AT PHI	NYG	AT CAR	WAS										
PLAYERS	9/10	9/17	9/24	10/1	10/8	10/16	10/29	11/5	11/12	11/19	11/23	11/30	12/10	12/17	12/24	12/30	1/7	GP	GS	DNP	I
Bryan Anger	P	P	P	P	P	P	P	P	P	P	P	-	-	-	-	-	-	11	0	0	0
Dorance Armstrong	P	P	P	P	P	P	P	P	P	P	P	-	-	-	-	-	-	11	0	0	0
Brandon Aubrey	P	P	P	P	P	P	P	P	P	P	P	-	-	-	-	-	-	11	0	0	0
Josh Ball	IR	IR	IR	IR	IR	IR	IR	IR	IR	IR	IR	-	-	-	-	-	-	0	0	0	0
T.J. Bass	P	P	RG	P	P	P	P	P	P	P	P	-	-	-	-	-	-	11	1	0	0
Markquese Bell	P	P	P	P	P	P	LB	LB	P	LB	LB	-	-	-	-	-	-	11	5	0	0
Tyler Biadasz	C	C	I	C	C	C	C	C	C	C	C	-	-	-	-	-	-	10	10	0	1
Tyron Billy-Johnson	PS	PS	PS	PS	PS	PS	PS	PS	PS	PS	PS	-	-	-	-	-	-	0	0	0	0
DaRon Bland	P	P	CB	CB	CB	CB	CB	CB	CB	CB	CB	-	-	-	-	-	-	11	9	0	0
Earl Bostick	PS	PS	PS	PS	PS	PS	PS	PS	PS	PS	PS	-	-	-	-	-	-	0	0	0	0
Jalen Brooks	D	P	D	D	D	P	D	D	P	P	P	-	-	-	-	-	-	5	0	0	6
Martavis Bryant	^	^	^	^	^	^	^	^	PS	PS	PS	-	-	-	-	-	-	0	0	0	0
Josh Butler	PS	PS	PS	PS	PS	PS	PS	PS	PS	PS	PS	-	-	-	-	-	-	0	0	0	0
Damone Clark	LB	LB	LB	LB	LB	LB	LB	LB	LB	LB	LB	-	-	-	-	-	-	11	11	0	0
Brandin Cooks	WR	I	WR	WR	WR	WR	WR	P	WR	WR	WR	-	-	-	-	-	-	10	9	0	1
Jabril Cox	^	^	^	^	^	^	^	^	^	^	P	-	-	-	-	-	-	1	0	0	0
Jalen Cropper	PS	PS	PS	PS	PS	PS	PS	PS	PS	PS	PS	-	-	-	-	-	-	0	0	0	0
Malik Davis	PS	PS	PS	PS	PS	P	PS	PS	PS	PS	PS	-	-	-	-	-	-	1	0	0	0
Trevon Diggs	CB	CB	IR	IR	IR	IR	IR	IR	IR	IR	IR	-	-	-	-	-	-	2	2	0	0
Rico Dowdle	P	P	P	P	P	P	P	P	P	P	P	-	-	-	-	-	-	11	0	0	0
David Durden	IR	IR	IR	IR	IR	IR	IR	IR	IR	IR	IR	-	-	-	-	-	-	0	0	0	0
Chuma Edoga	LG	LG	LT	LT	P	P	LT	P	P	P	P	-	-	-	-	-	-	11	5	0	0
Rashaan Evans	^	^	^	^	^	PS	P	P	LB	P	P	-	-	-	-	-	-	5	1	0	0
Princeton Fant	PS	PS	PS	PS	PS	PS	PS	PS	PS	PS	PS	-	-	-	-	-	-	0	0	0	0
Viliami Fehoko	D	D	D	D	D	D	D	D	D	IR	IR	-	-	-	-	-	-	0	0	0	9
Jake Ferguson	TE	TE	TE	TE	P	TE	TE	TE	TE	TE	TE	-	-	-	-	-	-	11	10	0	0
Dante Fowler	P	P	P	P	P	P	P	P	P	P	P	-	-	-	-	-	-	11	0	0	0
Neville Gallimore	P	P	P	P	P	P	P	P	P	P	P	-	-	-	-	-	-	11	0	0	0
Michael Gallup	WR	WR	WR	WR	WR	WR	WR	WR	P	WR	WR	-	-	-	-	-	-	11	10	0	0
Stephon Gilmore	CB	CB	CB	CB	CB	CB	CB	CB	CB	CB	CB	-	-	-	-	-	-	11	11	0	0
Chauncey Golston	P	DE	P	DE	P	P	P	P	DE	P	P	-	-	-	-	-	-	11	3	0	0
C.J. Goodwin	P	P	P	P	P	IR	IR	IR	IR	IR	IR	-	-	-	-	-	-	5	0	0	0
Johnathan Hankins	DT	DT	DT	DT	DT	DT	DT	DT	DT	DT	DT	-	-	-	-	-	-	11	11	0	0
Sean Harlow	PS	PS	P	PS	PS	PS	^	^	^	^	^	-	-	-	-	-	-	1	0	0	0
Devin Harper	P	P	P	^	^	^	^	^	^	^	^	-	-	-	-	-	-	3	0	0	0
Peyton Hendershot	P	P	P	I	I	IR	IR	IR	IR	DFR	DFR	-	-	-	-	-	-	3	0	0	2
Brock Hoffman	P	P	C	P	P	P	P	P	P	P	P	-	-	-	-	-	-	11	1	0	0
Malik Hooker	S	S	S	S	S	S	S	S	S	S	S	-	-	-	-	-	-	11	11	0	0
Noah Igbinoghene	P	D	P	P	P	D	D	D	D	D	D	-	-	-	-	-	-	4	0	0	7
Malik Jefferson	PS	PS	PS	P	P	P	PS	PS	PS	PS	PS	-	-	-	-	-	-	3	0	0	0
Durrell Johnson	PS	PS	PS	PS	PS	PS	PS	PS	PS	PS	PS	-	-	-	-	-	-	0	0	0	0
Mikel Jones	^	^	^	^	PS	PS	^	^	^	^	^	-	-	-	-	-	-	0	0	0	0
Ronald Jones	R/SUS	R/SUS	^	^	^	^	^	^	^	^	^	-	-	-	-	-	-	0	0	0	0
Jayron Kearse	S	S	S	S	S	S	S	P	P	S	I	-	-	-	-	-	-	10	8	0	1
CeeDee Lamb	WR	WR	WR	WR	WR	WR	WR	WR	WR	WR	WR	-	-	-	-	-	-	11	11	0	0
Trey Lance	I-QB3	I-QB3	I-QB3	I-QB3	I-QB3	I-QB3	I-QB3	I-QB3	I-QB3	I-QB3	I-QB3	-	-	-	-	-	-	0	0	0	11
DeMarcus Lawrence	DE	DE	DE	DE	DE	DE	DE	DE	DE	DE	DE	-	-	-	-	-	-	11	11	0	0
Jourdan Lewis	I	P	P	P	P	P	NCB	NCB	P	P	NCB	-	-	-	-	-	-	10	3	0	1
Hunter Luepke	P	P	P	P	P	P	P	P	P	P	P	-	-	-	-	-	-	11	0	0	0
Zack Martin	RG	RG	I	RG	RG	RG	RG	RG	RG	RG	RG	-	-	-	-	-	-	10	10	0	1
Sean McKeon	PS	PS	PS	P	P	P	P	P	P	P	P	-	-	-	-	-	-	8	0	0	0
Israel Mukuamu	P	P	D	D	D	P	P	P	P	P	P	-	-	-	-	-	-	8	0	0	3
Osa Odighizuwa	DT	DT	DT	DT	DT	DT	DT	DT	DT	DT	DT	-	-	-	-	-	-	11	11	0	0
DeMarvion Overshown	IR	IR	IR	IR	IR	IR	IR	IR	IR	IR	IR	-	-	-	-	-	-	0	0	0	0
Adam Pankey	^	^	^	^	^	^	^	PS	PS	PS	PS	-	-	-	-	-	-	0	0	0	0
Micah Parsons	DE	LB	DE	LB	DE	DE	DE	DE	LB	DE	DE	-	-	-	-	-	-	11	11	0	0
Tony Pollard	RB	RB	RB	RB	RB	RB	RB	RB	RB	RB	RB	-	-	-	-	-	-	11	11	0	0
Dak Prescott	QB	QB	QB	QB	QB	QB	QB	QB	QB	QB	QB	-	-	-	-	-	-	11	11	0	0
Willington Previlon	PS	PS	PS	PS	PS	PS	PS	PS	PS	PS	PS	-	-	-	-	-	-	0	0	0	0
Billy Price	^	^	^	PS	PS	PS	PS	PS	PS	PS	PSIR	-	-	-	-	-	-	0	0	0	0
Sheldrick Redwine	PS	PS	PS	PS	PS	PS	PS	PS	PS	PS	P	-	-	-	-	-	-	1	0	0	0
Asim Richards	P	P	P	P	D	D	P	P	D	D	D	-	-	-	-	-	-	6	0	0	5
Cooper Rush	P	DNP	DNP	P	P	DNP	P	DNP	P	P	DNP	-	-	-	-	-	-	6	0	5	0
Eric Saubert	^	^	^	^	^	^	^	^	^	^	^	-	-	-	-	-	-	1	0	0	0
Luke Schoonmaker	P	P	P	P	P	P	P	P	P	P	P	-	-	-	-	-	-	11	0	0	0
Eric Scott	D	D	D	D	D	D	D	D	D	D	D	-	-	-	-	-	-	0	0	0	11
Dakota Shepley	A	A	^	^	^	^	^	PS	PS	PS	PS	-	-	-	-	-	-	0	0	0	0
Trent Sieg	P	P	P	P	P	P	P	P	P	P	P	-	-	-	-	-	-	11	0	0	0
Mazi Smith	P	P	P	P	P	P	P	P	P	P	P	-	-	-	-	-	-	11	0	0	0
Tyler Smith	I	I	LG	LG	LG	LG	LG	LG	LG	LG	LG	-	-	-	-	-	-	9	9	0	2
Tyron Smith	LT	LT	DNP	I	LT	LT	I	LT	LT	LT	LT	-	-	-	-	-	-	8	8	1	2
Terence Steele	RT	RT	RT	RT	RT	RT	RT	RT	RT	RT	RT	-	-	-	-	-	-	11	11	0	0
John Stephens	IR	IR	IR	IR	IR	IR	IR	IR	IR	IR	IR	-	-	-	-	-	-	0	0	0	0
Alex Taylor-Prioleau	PS	PS	PS	PS	PS	PS	PS	^	^	^	^	-	-	-	-	-	-	0	0	0	0
Juanyeh Thomas	S	P	P	P	P	I	P	P	P	P	P	-	-	-	-	-	-	10	1	0	1
Jalen Tolbert	P	WR	P	P	WR	P	P	WR	WR	P	P	-	-	-	-	-	-	11	4	0	0
KaVontae Turpin	P	P	P	P	P	P	P	P	I	P	P	-	-	-	-	-	-	10	0	0	1
Leighton Vander Esch	LB	LB	LB	LB	LB	IR	IR	IR	IR	IR	IR	-	-	-	-	-	-	5	5	0	0
Deuce Vaughn	P	P	P	P	P	D	D	D	P	D	D	-	-	-	-	-	-	6	0	0	5
Matt Waletzko	IR	IR	IR	IR	IR	IR	IR	IR	IR	IR	IR	-	-	-	-	-	-	0	0	0	0
Tyrus Wheat	PS	PS	PS	PS	PS	P	P	P	P	P	P	-	-	-	-	-	-	6	0	0	0
Sam Williams	P																				

LEGEND: Position abbreviation indicated start, P=Played, D=Inactive, I=Inactive/Injured, I-QB3=Inactive - QB3, DNP=Did Not Play, PS=Practice Squad, IR=Reserve/Injured, R/SUS=Reserve/Suspended, DFR=Reserve/Designated for Return, A=Not on Roster, PSIR=Practice Squad/Injured Reserve, ^=With Other Team

## 2023/2022 STATISTICAL COMPARISON

COWBOYS OFFENSE	2023	2022	DIFFERENCE
Wins	8	8	0
Losses	3	3	0
Points Scored	347	279	<b>68</b>
Touchdowns	40	32	<b>8</b>
Field Goals Made	22	19	<b>3</b>
Field Goals Attempted	22	22	0
Field Goal Percentage	100.0%	86.4%	<b>13.6%</b>
Third Down Efficiency	47.7%	43.3%	<b>4.4%</b>
Net Yards per Game	377.6	353.3	<b>24.4</b>
<i>NFL Rank -- Net Yds. per Game</i>	4	14	<b>-10</b>
Average Plays per Game	65.5	62.9	<b>2.5</b>
Average Yards per Play	5.8	5.6	<b>0.2</b>
Rushing Yards per Game	115.3	139.2	-23.9
<i>NFL Rank -- Rush Yds. per Game</i>	12	7	5
Average Yards per Rush	4.1	4.6	-0.4
Rushing Attempts per Game	27.9	30.5	-2.5
Rushing Touchdowns	10	15	-5
Net Passing Yards per Game	262.4	214.1	<b>48.3</b>
<i>NFL Rank -- Net Pass Yds. per Game</i>	5	21	<b>-16</b>
Yards per Pass Attempt	7.8	7.1	<b>0.7</b>
Passing Attempts	390	343	<b>47</b>
Passing Completions	274	218	<b>56</b>
Completion Percentage	70.3%	63.6%	<b>6.7%</b>
Passing Touchdowns	23	15	<b>8</b>
Interceptions Thrown	7	9	<b>-2</b>
Sacks Allowed	23	14	9
Fumbles	9	8	1
Fumbles Lost	3	2	1
Penalties	81	83	<b>-2</b>
Penalty Yards	637	626	11
Gross Punting Average	51.0	48.7	<b>2.2</b>
Net Punting Average	46.7	40.9	<b>5.8</b>
Punt Return Average	5.8	12.4	-6.7
Kickoff Return Average	22.9	23.6	-0.7

COWBOYS DEFENSE (OPPONENT)	2023	2022	DIFFERENCE
Points Allowed	185	187	<b>-2</b>
Total Touchdowns Allowed	22	18	4
Field Goals Made	11	21	<b>-10</b>
Field Goals Attempted	14	25	<b>-11</b>
Field Goal Percentage	78.6%	84.0%	<b>-5.4%</b>
Third Down Efficiency	34.3%	34.0%	0.3%
Net Yards per Game	276.3	309.6	<b>-33.4</b>
<i>NFL Rank -- Net Yds. per Game</i>	3	8	<b>-5</b>
Average Plays per Game	59.4	63.6	<b>-4.3</b>
Average Yards per Play	4.7	4.9	<b>-0.2</b>
Rushing Yards per Game	109.1	131.9	<b>-22.8</b>
<i>NFL Rank -- Rush Yds. per Game</i>	13	23	<b>-10</b>
Average Yards per Rush	4.1	4.7	<b>-0.6</b>
Rushing Attempts per Game	26.5	28.1	<b>-1.6</b>
Rushing Touchdowns Allowed	8	6	2
Net Passing Yards per Game	167.2	177.7	<b>-10.5</b>
<i>NFL Rank -- Net Pass Yds. per Game</i>	2	1	1
Yards per Pass Attempt	6.4	6.5	<b>-0.1</b>
Passing Attempts	325	346	<b>-21</b>
Passing Completions	195	222	<b>-27</b>
Completion Percentage	60.0%	64.2%	<b>-4.2%</b>
Passing Touchdowns Allowed	14	12	2
Interceptions	12	7	<b>5</b>
Sacks	37	45	-8
Fumbles Caused	13	17	-4
Fumbles Recovered	5	9	-4
Penalties	68	70	-2
Penalty Yards	587	557	<b>30</b>
Gross Punting Average	46.2	45.7	0.4
Net Punting Average	41.9	40.2	1.6
Punt Return Average	8.1	7.5	0.6
Kickoff Return Average	31.0	21.2	9.8

Bold indicates Cowboys improvement



# GAME-BY-GAME STARTERS AND INACTIVES

## 2023 REGULAR SEASON

### OFFENSE

DATE	OPPONENT	WR	LT	LG	C	RG	RT	TE	WR	WR	WR	QB	RB
9/10	at N.Y. Giants	B. Cooks	T. Smith	C. Edoga	T. Biadasz	Z. Martin	T. Steele	J. Ferguson		M. Gallup	C. Lamb	D. Prescott	T. Pollard
9/17	N.Y. Jets	M. Gallup	T. Smith	C. Edoga	T. Biadasz	Z. Martin	T. Steele	J. Ferguson		J. Tolbert	C. Lamb	D. Prescott	T. Pollard
9/24	at Arizona	B. Cooks	C. Edoga	T. Smith	B. Hoffman	<u>T. Bass</u>	T. Steele	J. Ferguson		M. Gallup	C. Lamb	D. Prescott	T. Pollard
10/1	New England	B. Cooks	C. Edoga	T. Smith	T. Biadasz	Z. Martin	T. Steele	J. Ferguson		M. Gallup	C. Lamb	D. Prescott	T. Pollard
10/8	at San Francisco	B. Cooks	T. Smith	T. Smith	T. Biadasz	Z. Martin	T. Steele		J. Tolbert	M. Gallup	C. Lamb	D. Prescott	T. Pollard
10/16	at L.A. Chargers	B. Cooks	T. Smith	T. Smith	T. Biadasz	Z. Martin	T. Steele	J. Ferguson		M. Gallup	C. Lamb	D. Prescott	T. Pollard
10/29	L.A. Rams	B. Cooks	C. Edoga	T. Smith	T. Biadasz	Z. Martin	T. Steele	J. Ferguson		M. Gallup	C. Lamb	D. Prescott	T. Pollard
11/5	at Philadelphia	M. Gallup	T. Smith	T. Smith	T. Biadasz	Z. Martin	T. Steele	J. Ferguson		J. Tolbert	C. Lamb	D. Prescott	T. Pollard
11/12	N.Y. Giants	B. Cooks	T. Smith	T. Smith	T. Biadasz	Z. Martin	T. Steele	J. Ferguson		J. Tolbert	C. Lamb	D. Prescott	T. Pollard
11/19	at Carolina	B. Cooks	T. Smith	T. Smith	T. Biadasz	Z. Martin	T. Steele	J. Ferguson		M. Gallup	C. Lamb	D. Prescott	T. Pollard
11/23	Washington	B. Cooks	T. Smith	T. Smith	T. Biadasz	Z. Martin	T. Steele	J. Ferguson		M. Gallup	C. Lamb	D. Prescott	T. Pollard
11/30	Seattle												
12/10	Philadelphia												
12/17	at Buffalo												
12/24	at Miami												
12/30	Detroit												
1/7	at Washington												

## 2023 REGULAR SEASON

### DEFENSE

DATE	OPPONENT	DE	DT	DT	DE	LB	LB	LB	CB	NCB	CB	S	S	S
9/10	at N.Y. Giants	D. Lawrence	J. Hankins	O. Odighizuwa	M. Parsons	L. Vander Esch	D. Clark		S. Gilmore		T. Diggs	J. Kears	M. Hooker	J. Thomas
9/17	N.Y. Jets	D. Lawrence	J. Hankins	O. Odighizuwa	C. Golston	L. Vander Esch	D. Clark	M. Parsons	S. Gilmore		T. Diggs	J. Kears	M. Hooker	
9/24	at Arizona	D. Lawrence	J. Hankins	O. Odighizuwa	M. Parsons	L. Vander Esch	D. Clark		S. Gilmore		D. Bland	J. Kears	M. Hooker	D. Wilson
10/1	New England	D. Lawrence	J. Hankins	O. Odighizuwa	C. Golston	L. Vander Esch	D. Clark	M. Parsons	S. Gilmore		D. Bland	J. Kears	M. Hooker	
10/8	at San Francisco	D. Lawrence	J. Hankins	O. Odighizuwa	M. Parsons	L. Vander Esch	D. Clark		S. Gilmore		D. Bland	J. Kears	M. Hooker	D. Wilson
10/16	at L.A. Chargers	D. Lawrence	J. Hankins	O. Odighizuwa	M. Parsons	M. Bell	D. Clark		S. Gilmore		D. Bland	J. Kears	M. Hooker	D. Wilson
10/29	L.A. Rams	D. Lawrence	J. Hankins	O. Odighizuwa	M. Parsons	M. Bell	D. Clark		S. Gilmore	J. Lewis	D. Bland	J. Kears	M. Hooker	
11/5	at Philadelphia	D. Lawrence	J. Hankins	O. Odighizuwa	M. Parsons	M. Bell	D. Clark		S. Gilmore	J. Lewis	D. Bland	D. Wilson	M. Hooker	
11/12	N.Y. Giants	D. Lawrence	J. Hankins	O. Odighizuwa	C. Golston	R. Evans	D. Clark	M. Parsons	S. Gilmore		D. Bland	D. Wilson	M. Hooker	
11/19	at Carolina	D. Lawrence	J. Hankins	O. Odighizuwa	M. Parsons	M. Bell	D. Clark		S. Gilmore		D. Bland	D. Wilson	M. Hooker	J. Kears
11/23	Washington	D. Lawrence	J. Hankins	O. Odighizuwa	M. Parsons	M. Bell	D. Clark		S. Gilmore	J. Lewis	D. Bland	D. Wilson	M. Hooker	
11/30	Seattle													
12/10	Philadelphia													
12/17	at Buffalo													
12/24	at Miami													
12/30	Detroit													
1/7	at Washington													

Rookies underlined.

## 2023 REGULAR SEASON INACTIVES

DATE	OPPONENT	1	2	3	4	5	6	7
9/10	at N.Y. Giants	<u>J. Brooks</u>	<u>V. Fehoko</u>	T. Lance-*	J. Lewis-I	<u>E. Scott</u>	Tyler Smith-I	D. Wilson-I
9/17	N.Y. Jets	B. Cooks-I	<u>V. Fehoko</u>	N. Igbinoghene	T. Lance-*	<u>E. Scott</u>	Tyler Smith-I	D. Wilson-I
9/24	at Arizona	T. Biadasz-I	<u>J. Brooks</u>	<u>V. Fehoko</u>	T. Lance-*	Z. Martin-I	I. Mukuamu	<u>E. Scott</u>
10/1	New England	<u>J. Brooks</u>	<u>V. Fehoko</u>	P. Hendershot-I	T. Lance-*	I. Mukuamu	<u>E. Scott</u>	Tyron Smith-I
10/8	at San Francisco	<u>J. Brooks</u>	<u>V. Fehoko</u>	P. Hendershot-I	T. Lance-*	I. Mukuamu	<u>A. Richards</u>	<u>E. Scott</u>
10/16	at L.A. Chargers	<u>V. Fehoko</u>	N. Igbinoghene	T. Lance-*	<u>A. Richards</u>	<u>E. Scott</u>	J. Thomas-I	<u>D. Vaughn</u>
10/29	L.A. Rams	<u>J. Brooks</u>	<u>V. Fehoko</u>	N. Igbinoghene	T. Lance-*	<u>E. Scott</u>	Tyron Smith-I	<u>D. Vaughn</u>
11/5	at Philadelphia	<u>J. Brooks</u>	<u>V. Fehoko</u>	N. Igbinoghene	T. Lance-*	<u>E. Scott</u>	<u>D. Vaughn</u>	
11/12	N.Y. Giants	<u>V. Fehoko</u>	N. Igbinoghene	T. Lance-*	<u>A. Richards</u>	<u>E. Scott</u>	K. Turpin-I	
11/19	at Carolina	N. Igbinoghene	T. Lance-*	<u>A. Richards</u>	<u>E. Scott</u>	<u>D. Vaughn</u>		
11/23	Washington	N. Igbinoghene	J. Kears-I	T. Lance-*	<u>A. Richards</u>	<u>E. Scott</u>	<u>D. Vaughn</u>	
11/30	Seattle							
12/10	Philadelphia							
12/17	at Buffalo							
12/24	at Miami							
12/30	Detroit							
1/7	at Washington							

Underline denotes rookie, "I" denotes injury, "\*" denotes QB3

# GAME-BY-GAME ELEVATIONS

Date	Opponent	STANDARD ELEVATION	
9/10	@ N.Y. Giants	CB, C.J. Goodwin	C, Brock Hoffman
9/17	N.Y. Jets	CB, C.J. Goodwin	C, Brock Hoffman
9/24	@ Arizona	C, Sean Harlow	C, Brock Hoffman
10/1	New England	LB, Malik Jefferson	TE, Sean McKeon
10/8	@ San Francisco	LB, Malik Jefferson	TE, Sean McKeon
10/16	@ LA Chargers	RB, Malik Davis	LB, Malik Jefferson
10/29	LA Rams	LB, Rashaan Evans	TE, Eric Saubert
11/5	@ Philadelphia	LB, Rashaan Evans	
11/12	N.Y. GIANTS	LB, Rashaan Evans	
11/19	@ Carolina	NONE	
11/23	Washington	S, Sheldrick Redwine	
11/30	Seattle		
12/10	Philadelphia		
12/17	@ Buffalo		
12/24	@ Miami		
12/30	Detroit		
1/7/23	@ Washington		



**NON-MEDIA GUIDE BIOS**



ONE COWBOYS WAY ★ FRISCO, TEXAS 75034 ★ P: 972.497.4959 ★ WWW.DALLASCOWBOYS.COM

## 2023 NON-MEDIA GUIDE BIOS

**BRANDON AUBREY**  
17 • Kicker  
6-3 • 208 • 3/14/95  
Notre Dame • FA-'23  
NFL: Rookie • Rookie  
Games/Starts: 2022-0/0; Career-0/0  
Postseason: 2022-0/0; Career-0/0



### TRANSACTION SUMMARY:

**7/6/23:** Signed with Dallas as a free agent.

### 2023 (USFL):

- Returned to the Birmingham Stallions for the 2023 season and converted 14-of-15 field goals and all 35 PATs.
- Led the league in kickoffs, notching 57 kicks and six touchbacks (10.5%).
- Helped lead the Stallions to their second consecutive USFL title.

### 2022 (USFL):

- Drafted as a placekicker by the Birmingham Stallions in the 32nd round of the 2022 USFL Draft.
- Led the league in kicking, making 18-of-22 field goals and 22-of-24 PATs on the season.
- Responsible for Stallion kickoffs, leading the league with 55 total kicks and tallied seven touchbacks (12.7%).
- Helped the Stallions to programs first championship title.
- Earned All-USFL honors.

### COLLEGE:

- Played four seasons of soccer at Notre Dame (2013-16).
- Scored 15 goals and totalled four assists in 76 appearances as a defender for the Fighting Irish.
- In his senior season at Notre Dame, was named NSCAA third-team All-American, NSCAA first-team All-South Region, and first-team All-ACC.
- Drafted in the first round of the 2017 MLS Draft (21st overall) by Toronto FC, playing for their minor league affiliate and then signed with the Philadelphia Union in 2018 to play with its minor league affiliate.

### PERSONAL:

- Attended Plano, Texas, High School where he played soccer his freshman and sophomore years.
- Rated as the 24th best recruit in the class of 2013 by College Soccer News and ranked as the 43rd best player nationally in the class of 2013 according to Top Drawer Soccer.
- Graduated with a computer science degree from Notre Dame.

**NOAH IGBINOGHENE**  
(IGG-bin-AWG-guh-nee)  
19 • Cornerback  
5-11 • 194 • 11/27/99  
Auburn • T(Mia) -'23  
NFL: 4th Year • Cowboys: 1st Year  
Games/Starts: 2022-9/2; Career-32/5  
Postseason: 2022-0/0; Career-0/0



**PRO:** The Dallas Cowboys added depth to the secondary when they traded for former first round pick, Noah Igbinoghene, right before the 2023 roster cut deadline. Igbinoghene, originally drafted by Miami, 30th overall, in the 2020 NFL Draft, gets a clean slate in Dallas. Over three seasons with the Dolphins, Igbinoghene saw action in 32 games and tallied 24 tackles, one interception and five pass breakups with two fumble recoveries.

### TRANSACTION SUMMARY:

**8/29/23:** Traded to Dallas from Miami for Kelvin Joseph.

**4/23/20:** Drafted in the first round (30th overall) by Miami.

### 2023 (Miami/Dallas):

- Went to training camp with Miami and was traded to Dallas at the roster cut deadline.

### 2022 (Miami):

- Played in nine games and accumulated two starts during his third season with the Dolphins recording 10 tackles, one interception and three pass breakups.
- Notched his first career interception to clinch a Miami victory over Pittsburgh (10/23) when he picked off Kenny Pickett in the endzone with 30 seconds remaining in the game.



### 2021 (Miami):

- Saw action in seven games and recorded one start while tallying four tackles and two special teams tackles.
- Recorded a season-high four tackles at Jacksonville in London (10/17).

### 2020 (Miami):

- Played 16 games and accumulated two starts in his rookie season and notched 10 tackles, two pass breakups, three special teams tackles and two fumble recoveries.
- Amassed four kickoff returns for 68 yards (17.0 avg).
- Made his NFL debut at New England (9/13), recording two tackles and becoming the youngest player in Dolphins history to appear in a game at 20 years, 291 days old.
- Made his first start at safety at Jacksonville (9/24), notching three tackles and his first career pass breakup.

### COLLEGE:

- Was a three-year letterman (2017-19) and two-year starter at Auburn, switching from wide receiver to cornerback before his sophomore season.
- Saw action in 40 games and accumulated 22 starts as a Tiger, finishing with 92 tackles, one interception, 19 pass breakups, one forced fumble, six receptions for 24 yards (4.0 avg), one carry for 11 yards, 44 kickoff returns for 1,199 yards (27.3 avg) and two touchdowns.
- In 2019, started all 13 games at cornerback, amassing 42 tackles, seven passes defended, nine kickoff returns for 1,199 yards (27.3 avg) and one kickoff return touchdown.
- Played in 13 games with nine starts at corner during the 2018 season. Accrued 50 tackles, one interception, 12 passes defended, one forced fumble and 11 kickoff returns for 311 yards (28.3 avg).
- Saw action in all 14 games as a freshman in 2017, tallying six receptions for 24 yards (4.0 avg), one carry for 11 yards, 24 kickoff returns for 571 yards (28.3 avg) and one kickoff return touchdown.

### PERSONAL:

- Attended Hewitt-Trussville High School in Trussville, Ala, where he played wide receiver.
- Competed in track and field at Auburn his freshman year, where he finished seventh in the triple jump (15.24m) at the 2018 SEC Indoor Championships.
- His parents, Festus and Faith Igbinoghene, were both Olympic track athletes for Nigeria.
- Majored in business management at Auburn.

## IGBINOGHENE'S NFL TOTALS

		DEFENSE								INTERCEPTIONS					FUMBLES REC						
Year Team	GP-GS	ST	AT	TT	Sks-Yds	Tkl/Ls	QB Prs	PBU	FF	No	Yds	Avg	Lg	TD	No	Yds	Avg	Lg	TD		
2020 Miami	16-2	9	1	10	0.0(0)	0(0)	0	2	0	0	0	0.0	0	0	2	0	0.0	0	0		
2021 Miami	7-1	4	0	4	0.0(0)	0(0)	0	0	0	0	0	0.0	0	0	0	0	0.0	0	0		
2022 Miami	9-2	8	2	10	0.0(0)	0(0)	0	3	0	1	0	0.0	0	0	0	0	0.0	0	0		
Totals	32-5	21	3	24	0.0(0)	0(0)	0	5	0	1	0	0.0	0	0	2	0	0.0	0	0		
		KICKOFF RETURNS																			
Year Team		No	Yds		Avg	Long	TD														
2020 Miami .....		4	68		17.0	22	0														
2021 Miami .....		0	0		0.0	-	0														
2022 Miami .....		0	0		0.0	-	0														



**PRO:** Prior to their final 2023 preseason game, the Dallas Cowboys added a young, talented signal caller to the quarterback room when sending a 2024 fourth round pick to the San Francisco 49ers for Trey Lance, the former third overall pick from the 2021 NFL Draft. While learning under veteran quarterbacks Dak Prescott and Cooper Rush in Dallas, Lance will continue to develop his dual-threat abilities that made him such a sought after prospect in the Draft. Along with 797 career passing yards, Lance has rushed for 235 yards on 54 carries (4.4 avg.) in eight career games. Lance began the 2022 season as San Francisco's starting quarterback before suffering a season-ending ankle injury in Week 2.

### TRANSACTION SUMMARY:

- 8/26/23:** Traded to Dallas from San Francisco for a 2024 fourth round pick.  
**9/21/22:** Placed on Reserve/Injured with an ankle injury.  
**4/29/21:** Drafted in the first round (third overall) by San Francisco.

### 2023 (San Francisco/Dallas):

- Started training camp on the 49ers roster before being traded to Dallas prior to the last preseason game.

### 2022 (San Francisco):

- Started two games and completed 15-of-31 passes for 194 yards, while adding 67 rushing yards on 16 carries (4.2 avg.), before suffering a season-ending ankle injury in the Week 2 contest against Seattle (9/18).

### 2021 (San Francisco):

- Appeared in six games as a rookie, with two starts, and completed 41 of his 71 pass attempts (57.7%) for 603 yards, five touchdowns and a quarterback rating of 97.3. Also added 38 rushes for 168 yards and a score.
- Threw for a touchdown on his first two pass attempts - a five-yard touchdown pass at Detroit (9/12) and 76-yard score against Seattle (10/3) - to become the first player in the last 40 years to throw a touchdown on each of his first two pass completions.
- Stepped in for an injured Jimmy Garoppolo (calf) in the second half against Seattle (10/3), completing nine-of-19 passes for 157 yards, two touchdowns and a quarterback rating of 117.1.
- Made his first career start at Arizona (10/10), completing 15-of-29 attempts for 192 yards and rushing for 89 yards on 16 carries (5.6 avg.).
- Started his second game of the season in Week 17 against Houston (1/2/22), setting career-highs in passing yards (249), completion percentage (69.6%) and tied a career-high with two touchdown passes.

#### COLLEGE:

- Appeared in 19 games, with 17 starts, in three seasons at North Dakota State (2018-20) as a dual-threat quarterback, completing 208-of-318 attempts (65.4%) for 2,947 passing yards, 30 touchdowns and one interception to go along with 1,325 rushing yards and 18 touchdowns on 192 carries (6.9 avg.).
- Started one game in 2020 before the season was canceled due to the COVID-19 pandemic. In his lone appearance, threw for 149 yards and two touchdowns while adding 143 rushing yards and two scores on the ground.
- In 2019 as a redshirt freshman, started all 16 games and completed 192-of-287 passes (66.9%) for 2,786 yards and 28 touchdowns while rushing for 1,100 yards and 14 touchdowns. Became the first freshman to be awarded the STATS FCS Walter Payton Award as the top offensive player in the FCS. Also awarded the Jerry Rice Award as the top freshman player, becoming the first player to win both major FCS legacy awards in the same season.
- Redshirted as a true freshman in 2018, playing in two contests and attempting just one pass.

#### PERSONAL:

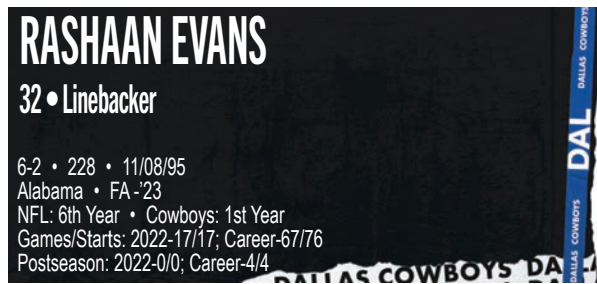
- Attended Marshall, Minn., High School where he was a three-year starter at both quarterback and safety. In his senior season, threw for 1,386 yards and 14 touchdowns with 641 rushing yards and 10 touchdowns on the ground. Also recorded 54 tackles and three interceptions.
- Team captain and all-conference performer in both football and basketball at Marshall High School.
- Majored in strategic communication with a minor in business administration at North Dakota State.

#### LANCE'S NFL TOTALS

		PASSING											
Year Team	GP-GS	Att	Cmp	Pct	Yds	Yds/Att	TD	TD%	Int	Int%	Long	Sacks	Rating
2021 San Francisco.....	6-2	71	41	57.7	603	8.5	5	7.0	2	2.8	76t	4/15	97.3
2022 San Francisco.....	2-2	31	15	48.4	194	6.3	0	0.0	1	3.2	44	2/9	55.0
Totals.....		102	56	54.9	797	7.8	5	4.9	3	2.9	76t	6/24	84.5

		RUSHING				
Year Team		No	Yds	Avg	Long	TD
2021 San Francisco.....		38	168	4.4	15	1
2022 San Francisco.....		16	67	4.2	13	0
Totals.....		54	235	4.4	15	1



**PRO:** The Cowboys added a playmaker to the defense when they signed Rashaan Evans to the active roster in Week 11 of the 2023 season. Evans was drafted in the first round by Tennessee (22nd overall) of the 2018 NFL Draft. Over his four seasons with the Titans, Evans amassed 355 tackles, 3.0 sacks, three interceptions, 24 quarterback pressures, 17 tackles for loss, one forced fumble, three fumble recoveries, and 11 passes defended. After his stint with Tennessee, Evans signed with Atlanta as a free agent in 2022 where he tallied a career-best 159 tackles, 2.0 sacks, three quarterback pressures, six tackles for loss, one forced fumble, two fumble recoveries and four passes defended. Evans spent one month on Dallas' practice squad, playing in three games as an elevation before signing to the active roster.

#### TRANSACTION SUMMARY:

- 11/18/23:** Signed to Dallas' active roster.
- 10/12/23:** Signed to Dallas' practice squad.
- 9/12/23:** Signed to Philadelphia's practice squad and waived (9/15).
- 4/6/22:** Signed with Atlanta as a free agent.
- 5/15/18:** Drafted in the first round (22nd overall) by Tennessee.

#### 2023 (Philadelphia/Dallas):

- Signed to Philadelphia's practice squad, released and signed to Dallas' practice squad, where he was elevated three times before signing to the Cowboys active roster.

#### 2022 (Atlanta):

- Started all 17 games with the Falcons notching 159 tackles, 2.0 sacks, four passes defended, three quarterback pressures, six tackles for loss, one forced fumble and a fumble recovery.
- Recorded a season-high 15 tackles against Pittsburgh (12/4).

#### 2021 (Tennessee):

- Saw action in 12 games in his final season with the Titans, posting 57 tackles, two interceptions, three tackles for loss, one forced fumble, one fumble recovery and two passes defended throughout the season.
- Recorded a season-high eight tackles against Indianapolis (9/26).

#### 2020 (Tennessee):

- Started all 16 games at linebacker and finished third on the team with 96 tackles, while also registering a half sack, a stop for loss, six quarterback pressures, five passes defended and a fumble recovery.
- Started the postseason contest against Baltimore (1/10/22) and notched nine tackles, including a stop for loss.
- Led the team in tackles twice in 2020 with eight against Buffalo (10/13) and nine at Baltimore (11/22).
- Led or tied for the team lead in quarterback pressures three times in 2020 at Baltimore (11/22), against Cleveland (12/6), at Green Bay (12/27).
- Tied for the team lead in passes defended twice in 2020 at Jacksonville (12/13) and at Houston (1/3/21).

#### 2019 (Tennessee):

- Started all 16 games at linebacker and led the team with a 139 tackles and 11 stops for loss.
- Also posted 2.5 sacks, 11 quarterback pressures, a pass defended and a fumble recovery he returned for a touchdown. Started all three postseason contests and recorded 22 tackles, two quarterback pressures and three stops for loss.
- Led the team in tackles seven times.
- Tied for the team lead in sacks twice against Kansas City (11/10) and against Jacksonville (11/24).

### 2018 (Tennessee):

- Played in 15 games with seven starts at linebacker as a rookie, where he collected 63 tackles, six quarterback pressures, two tackles for loss and three passes defended.
- Was inactive for one contest at Miami (9/9) because of a hamstring injury.
- Led the team in tackles twice, with seven tackles against Baltimore (10/14) and eight against New York Jets (12/2).
- Saw action in his first career NFL game against Houston (9/16).
- Made his first career start at Jacksonville (9/23), posting one tackle.

### COLLEGE:

- Played four seasons at the University of Alabama (2014-17), appearing in 53 games and tallying 14 starts with the Crimson Tide.
- Notched 152 total tackles, 15.0 sacks, 23.5 tackles for loss, five passes defended, 19 quarterback pressured, two forced fumbles and two fumble recoveries over his collegiate career.
- Started 14 games over his final two seasons and appeared in three CFP National Championship contests with two victories.
- As a senior (2017), started all 12 games he played and tied for the team lead in tackles with 74. He led the Crimson Tide with 13 tackles for loss despite missing a pair of games due to injury. Also posted seven quarterback pressures, 6.0 sacks, three passes defended, one forced fumble and one fumble recovery.
- Named First Team All-American by the AFCA, Associated Press first-team All-SEC and second-team All-SEC by conference coaches. Chosen as one of 15 semifinalists for the Butkus Award. Tabbed to the Nagurski Trophy Preseason Watch Lists and earned Second Team Preseason All-American recognition by Phil Steele.
- As a junior (2016), saw action in 14 games with two starts in his first season at inside linebacker, entering the starting lineup after an injury to Shaun Dion Hamilton. Totaled 53 tackles, 4.0 sacks, 4.5 tackles for loss, two passes defended, six quarterback pressures, one forced fumble and one fumble recovery.
- As a sophomore (2015), saw action in 14 games at outside linebacker and on special teams. Totaled 10 tackles, 4.0 sacks, four tackles for loss and three quarterback pressures.
- Appeared in 13 games as a true freshman in 2014 and totaled 15 tackles, 1.0 sack, two tackles for loss and three quarterback pressures.

### PERSONAL:

- Attended Auburn, Ala., High School where he became a five-star prospect, ranked as the No. 2 outside linebacker in the nation and No. 52 overall player by ESPN.
- Recorded 77 tackles, 17.5 sacks, five passes defended, three forced fumbles, one fumble recovery and one blocked punt in his senior year.
- Graduated from Alabama in December 2017 with a degree in psychology.

### EVANS' NFL TOTALS

Year Team	GP-GS	DEFENSE								INTERCEPTIONS					FUMBLES REC				
		ST	AT	TT	Sks-Yds	Tkl/Ls	QB Prs	PBU	FF	No	Yds	Avg	Lg	TD	No	Yds	Avg	Lg	TD
2018 Tennessee	15-7	42	21	- 63	0.0(0)	2(-)	6	3	0	0	0	0.0	0	0	0	0	0.0	0	0
2019 Tennessee	16-16	84	55	- 139	2.5(13.5)	11(-)	11	1	0	0	0	0.0	0	0	1	53	53.0	53t	1
2020 Tennessee	16-16	59	37	- 96	0.5(0.5)	1(-)	6	5	0	0	0	0.0	0	0	1	25	25.0	25	0
2021 Tennessee	12-11	35	22	- 57	0.0(0)	3(-)	1	2	1	2	1	0.5	1	0	1	0	0.0	0	0
2022 Atlanta	17-17	86	73	- 159	2.0(17.0)	6(-)	3	4	1	0	0	0.0	0	0	2	0	0.0	0	0
<b>Totals</b>	<b>47-32</b>	<b>306</b>	<b>208</b>	<b>- 514</b>	<b>5.0(31)</b>	<b>23(-)</b>	<b>27</b>	<b>15</b>	<b>2</b>	<b>2</b>	<b>1</b>	<b>0.5</b>	<b>1</b>	<b>0</b>	<b>5</b>	<b>78</b>	<b>15.6</b>	<b>53t</b>	<b>1</b>
Playoffs	GP-GS	ST	AT	TT	Sks-Yds	Tkl/Ls	QB Prs	PBU	FF	No	Yds	Avg	Lg	TD	No	Yds	Avg	Lg	TD
		ST	AT	TT	Sks-Yds	Tkl/Ls	QB Prs	PBU	FF	No	Yds	Avg	Lg	TD	No	Yds	Avg	Lg	TD
2019 Tennessee	3-3	16	6	- 22	0.0(0)	3(-)	2	0	0	0	0	0.0	0	0	0	0	0.0	0	0
2020 Tennessee	1-1	5	4	- 9	0.0(0)	1(-)	1	0	0	0	0	0.0	0	0	0	0	0.0	0	0
2021 Tennessee	0-0	0	0	- 0	0.0(0)	0(0)	0	0	0	0	0	0.0	0	0	0	0	0.0	0	0
<b>Totals</b>	<b>4-4</b>	<b>21</b>	<b>10</b>	<b>- 31</b>	<b>0.0(0)</b>	<b>4(-)</b>	<b>3</b>	<b>0</b>	<b>0</b>	<b>0</b>	<b>0</b>	<b>0.0</b>	<b>0</b>	<b>0</b>	<b>0</b>	<b>0</b>	<b>0.0</b>	<b>0</b>	<b>0</b>



**UPDATED PLAYER BIOS**





ONE COWBOYS WAY ★ FRISCO, TEXAS 75034 ★ P:972.497.4959 ★ WWW.DALLASCOWBOYS.COM

## 2023 PLAYER BIO UPDATES Week 13 vs. Seattle Seahawks

### 5 Bryan Anger, P

Games/Starts: 2023-11/0 Career-187/0  
Playoffs: 2022-2/0 Career-5/0

	No	Yds	Avg	TB	In20	Lg	Blk	Ret	RetYds	Net
Last Game	3	158	52.7	0	2	59	0	2	9	49.7
2023	31	1,580	51.0	2	13	63	0	16	130	45.5
Career	815	38,107	46.8	61	296	83	5	371	2,995	41.3

	Solo	Asst	—	Tot	FF	FR	BP	BFG	BXP
Last Week									
2023	1	0	—	1					
Career				14					

- Served as the special teams captain in Week 5.

**at N.Y. Giants (9/10)** Had three punts for a gross average of 48.7 and a net average of 39.7, with one punt downed inside the opponent's 20-yard line and one touchback.

**vs. N.Y. Jets (9/17)** Punted three times for a gross average of 51.7 and a net average of 49.3, with one punt downed inside the opponent's 20-yard line and a long punt of 55 yards.

**at Arizona (9/24)** Had two punts, with a long of 52 yards, and posted a gross average of 51.0 and a net average of 41.5.

**vs. New England (10/1)** Had two punts for a gross average of 56.0 and a net average of 57.0, with both downed inside the 20-yard line and a long of 57 yards. Also successfully completed a two-point conversion when he threw a scoring pass to defensive lineman Chauncey Golston on a fake extra point attempt in the second quarter.

**at San Francisco (10/8)** Tallied five punts that recorded a gross average of 50.8 and a net average of 43.0, along with one punt downed inside the 20-yard line and a long punt of 54 yards.

**at LA Chargers (10/16)** Had four punts that averaged a gross of 52.3 and a net of 42.8, with one downed inside the opponent's 20-yard line and a long punt of 56 yards. Also recorded his first special teams tackle since 2020 while with Houston.

**vs. LA Rams (10/29)** Limited to only two punts that went for 51.0 (gross) and 45.1 (net), with one landing inside the opponent's 20-yard line along with a long punt of 52 yards.

**at Philadelphia (11/5)** His two punts averaged 41.0 (gross) and 39.0 (net), with one punt landing inside the 20-yard line and a long punt of 52.

**vs. N.Y. Giants (11/12)** Launched two punts that had a gross and net average of 46.5, with both downed inside the 20-yard line and a long punt of 48 yards.

**at Carolina (11/19)** Punted three times for 176 yards, which amounted to a season-high 58.7 gross punting average (fourth-highest of his career), a net average of 47.3, a season-long punt of 63 yards, one punt downed inside the 20 yard-line and one touchback.

**vs. Washington (11/23)** On three punts recorded a 52.7 gross average, a 49.7 net average, two punts downed inside the 20-yard line and a long punt of 59 yards.

### 92 Dorance Armstrong, DE

Games/Starts: 2023-11/0 Career-87/13  
Playoffs: 2022-2/0 Career-3/0

	Solo	Tackles Asst	—	Tot	Sks/ Yds	Tkl/ Loss	QB Prs	PBU	FF-FR
Last Game	2	0	—	2			2		
2023	8	13	—	21	5.0(-22)	1(-2)	18		
Career	88	62	—	150	21.0(-135)	5(-12)	88	3	2-5

	Interceptions					Fumble Recoveries				
	No.	Yds.	Avg.	Lg	TD	No.	Yds.	Avg.	Lg	TD
Career						3	37	12.3	37t	1

	Solo	Asst	—	Tot	FF	FR	BP	BFG	BXP
Career	5	1	—	6	1	1	2	1	

- Served as the defensive captain in Week 12.

**at N.Y. Giants (9/10)** Had two tackles, 2.0 sacks - third career game with 2.0-or-more sacks - a tackle for loss and four quarterback hurries. His two sacks contributed to a team seven sacks, second-most in a season opener in team history, trailing only the nine against Pittsburgh (9/4/94). Part of a defense whose 40-0 victory marked the largest shutout in Cowboys history and the largest shutout in a NFL season opener since 1999 when Pittsburgh defeated Cleveland 43-0.

**vs. N.Y. Jets (9/17)** Contributed two stops and a hurry.

**at Arizona (9/24)** Made two stops.

**vs. New England (10/1)** Logged two tackles and two hurries.

**at San Francisco (10/8)** Assisted on two tackles and added a hurry.

**at LA Chargers (10/16)** Had two stops and a quarterback pressure.

**vs. LA Rams (10/29)** Tallied two tackles, a sack and a hurry.

**at Philadelphia (11/5)** Added a tackle, a half sack and two hurries.

**vs. N.Y. Giants (11/12)** Made two tackles, a sack and a quarterback hurry. Surpassed 20.0 career sacks (20.5).

**at Carolina (11/19)** Notched two tackles, a half sack and three hurries.

**vs. Washington (11/23)** Notched two tackles and two hurries.

### 17 Brandon Aubrey, K

Games/Starts: 2023-11/0 Career-11/0

	Scoring				Kickoffs			
	PAT	FG	Lng	Pts	No	TB	TB%	Opp Ret
Last Game	4-5	1-1	52	7	8	8	100.0	0
2023	33-36	22-22	58	99	72	67	93.1	3
Field Goals	10-19	20-29	30-39	40-49	50+	Total	Pct	
Last Game	0-0	0-0	0-0	0-0	1-1	1-1	100.0	
2023	0-0	9-9	7-7	1-1	5-5	22-22	100.0	

- Named NFC Special Teams Player of the Month (October) after he was eight-of-eight on field goals during that time, including two makes from 50-plus yards, to go 18-for-18 on the season, tying Travis Coons for the most field goals made without a miss to start an NFL career. Also made a career-long 58-yard field goal against the LA Rams (10/29), third-longest field goal by a Cowboys rookie kicker and tied the third-longest field goal by any kicker in October. Added 23 touchbacks on 23 kickoffs and was 11-of-11 on PATs. Became the fourth Cowboy - third kicker - to be named NFC Special Teams POTM, joining kickers Chris Boniol (November 1996) and Richie Cunningham (September 1997) and kick returner Jason Tucker (December 1999).

Brandon Aubrey, cont.

- Named NFC Special Teams Player of The Week (Week 8) after he went two-for-two on field goals against the LA Rams (10/29) including a career-long 58-yard field goal in the contest, the third-longest field goal by a Cowboys rookie kicker and the second-longest field goal by any kicker in Week 8. Added eight touchbacks on eight kickoffs and was five-of-five on PATs in the game. Became the first Cowboy to earn NFC Special Teams POTW since Brett Maher in 2019 (against Philadelphia, 10/20).

**at N.Y. Giants (9/10)** Made his NFL debut as Dallas' placekicker and connected on both of his first career field goals (21, 38) and was four-of-five on the first extra points of his career. Also handled kickoff duties, landing touchbacks on all eight.

**vs. N.Y. Jets (9/17)** Successful on all five of his field goal attempts (35, 21, 55, 26, 30) and his lone PAT. Also had touchbacks on all eight kickoffs for the second straight week. Became the fourth Cowboys rookie kicker to make at least five field goals in a game (Dan Bailey, Roger Ruzek, Richie Cunningham) and the first since Bailey made six against Washington in 2011 (9/26). His seven field goals made in 2023 are the second-most through a Cowboys kicker's first two career games, trailing only Cunningham (eight in 1997), and he is also the first kicker in franchise history to make all of his first seven field goal attempts. His 55-yard field goal was the third-longest field goal by a Cowboys rookie kicker, trailing only Brett Maher's 62 and 59-yard field goals as a rookie in 2018.

**at Arizona (9/24)** Connected on all three field goals (49, 27, 26) and his lone PAT. Also had four touchbacks on five kickoffs. Became the first rookie kicker in franchise history to make his first 10 career field goal attempts. Also became the fifth kicker in NFL history to make 10 field goals in his first three career games.

**vs. New England (10/1)** Was once again perfect on all three field goals (23, 23, 33) and all three PATs. Became the eighth kicker in NFL history to start his career 13-for-13 or better.

**at San Francisco (10/8)** Made his only field goal from 50 yards along with an extra point. Became the seventh kicker in NFL history to start his career 14-for-14-or-better. His 52 points thus far on the season are the third-most kicking points by a Cowboy in his first five career games behind Cunningham (62, 1997) and Bailey (55, 2011).

**at LA Chargers (10/16)** Stayed perfect on the season on field goals by adding two more (32, 39) along with two extra points. Also had touchbacks on all four kickoffs.

**vs. LA Rams (10/29)** Nailed both of his field goals (58 - career long, 27) and a season-high five extra points. Tied Travis Coons for the most field goals made without a miss to start an NFL career (18-for-18). Made a career-long 58-yard field goal in the first quarter, the third-longest field goal by a Cowboys rookie kicker. Now has two of the four longest kicks - also making a 55-yarder against the N.Y. Jets (9/17) - by a Dallas rookie.

**at Philadelphia (11/5)** Made his only field goal from 51 yards along with both of his extra points. Set an NFL record for the most field goals made (19) without a miss to start an NFL career. His 51-yard field goal was his third field goal from 50-plus yards this season, tying Ken Willis for the second-most 50-yard field goals by a Cowboys rookie. Maher had the most by a Cowboys rookie with six 50-yard makes in 2018.

**vs. N.Y. Giants (11/12)** Was perfect on a season-high seven-of-seven extra points - most by a Cowboys rookie in a single game and tied for the fifth-most in a single game in team history by any Cowboys kicker. Did not attempt a field goal, but had seven touchbacks on eight kickoffs.

**at Carolina (11/19)** Knocked down both of his field goals (30, 27) to extend his NFL record for most field goals made without a miss to start a career (21). Was also three-of-four on PATs and had six touchbacks on seven kickoffs.

**vs. Washington (11/23)** Was true on his only field goal from 52 yards, was four-of-five on extra points and had touchbacks on all eight kickoffs.

## 66 T.J. Bass, G

Games/Starts: 2023-11/1 Career-11/1

**at N.Y. Giants (9/10)** Made his NFL debut on special teams, then entered the game in the third quarter on offense at left guard in place of an injured Chuma Edoga.

**vs. N.Y. Jets (9/17)** Entered the game on offense in the second half for an injured Edoga (elbow) at left guard. Also played on special teams.

**at Arizona (9/24)** Made his first career start in place of an injured Zack Martin (ankle). Blocked for an offense that accumulated a season-high 416 total net yards and 185 rushing yards. The offense also notched 26 first downs, including a season-best 12 rushing first downs that tied the most rushing first downs in a game since Head

Coach Mike McCarthy arrived in 2020 - against Carolina (10/3/21) and at Minnesota (11/20/22).

**vs. New England (10/1)** and **at San Francisco (10/8)** Played on offense and special teams.

**at LA Chargers (10/16)** Saw time on special teams.

**vs. LA Rams (10/29)** Saw action on offense and special teams.

**at Philadelphia (11/5)** Played on special teams.

**vs. N.Y. Giants (11/12)** and **at Carolina (11/19)** Played on offense and special teams.

**vs. Washington (11/23)** Saw time on special teams.

## 14 Markquese Bell, LB

Games/Starts: 2023-11/5 Career-16/5  
Playoffs: 2022-2/0 Career-2/0

	Solo	Tackles Asst -	Tot	Sks/ Yds	Tkl/ Loss	QB Prs	PBU	FF-FR
Last Game.....	1	3	4				1	
2023.....	38	24	62		1(-5)	1	2	1-0
Career.....	39	24	63		1(-5)	1	2	1-0

- Served as the special teams captain in Week 4.

**at N.Y. Giants (9/10)** Played on special teams and defense at line-backer, where he registered a team leading eight tackles along with a tackle for loss and a forced fumble - both the first of his career. Part of a defense whose 40-0 victory marked the largest shutout in Cowboys history and the largest shutout in a NFL season opener since 1999 when Pittsburgh defeated Cleveland 43-0.

**vs. N.Y. Jets (9/17)** Posted four tackles and his first career quarterback pressure.

**at Arizona (9/24)** Assisted on two tackles.

**vs. New England (10/1)** Made three stops.

**at San Francisco (10/8)** Contributed four tackles.

**at LA Chargers (10/16)** Made his first career start, tied for second on the defense with seven tackles and added his first career pass breakup.

**vs. LA Rams (10/29)** In his second career start, posted six stops.

**at Philadelphia (11/5)** Second on the team with a career-high 10 tackles.

**vs. N.Y. Giants (11/12)** Logged four stops.

**at Carolina (11/19)** Led the defense with a career-high tying 10 tackles.

**vs. Washington (11/23)** Provided four stops and a pass breakup.

## 63 Tyler Biadasz, C

Games/Starts: 2023-10/10 Career-55/47  
Playoffs: 2022-2/2 Career-3/3

- Served as the offensive captain in Week 9.

**at N.Y. Giants (9/10)** Started the season opener at center and blocked for an offense that generated 265 total net yards, including 122 yards on the ground highlighted by 70 rushing yards and two rushing scores by Tony Pollard. The line also did not allow a sack of Dak Prescott during 24 dropbacks as he passed for 143 yards.

**vs. N.Y. Jets (9/17)** Part of an offense that commanded the time of possession with a mark of 42:15, the second-highest amount for a non-overtime, regular season game in franchise history. Collectively, the offense compiled 382 total net yards and 26 first downs.

**at Arizona (9/24)** Inactive/Injured-Hamstring.

**vs. New England (10/1)** Returned to the starting lineup after missing the previous game due to injury (hamstring). Assisted the offense in compiling four drives of 10-plus plays, giving the Dallas offense a league-leading 16 on the season. On the day, the offense racked up 377 total net yards and 22 first downs, while holding the ball for 35:09.

**at San Francisco (10/8)** The offense, behind the offensive line, was limited to 197 total net yards, eight first downs and a 22:55 time of possession mark.

**at LA Chargers (10/16)** Played in his 50th career game and helped an offense that posted 342 total net yards, 272 passing yards and 20 first downs.

**vs. LA Rams (10/29)** The team exploded for 43 points and 285 passing yards as part of 387 total net yards and 24 first downs. Behind the line's protection, Prescott threw for 304 yards and a season-best four touchdowns.

**at Philadelphia (11/5)** Helped block for an offense that accumulated 333 net passing yards and 406 total net yards. Prescott amassed 374 yards along with three touchdowns in the air.

**vs. N.Y. Giants (11/12)** In a historic performance, the offense produced 640 total net yards behind the guidance of the offensive line, the second-most yards gained in a single game in franchise history behind a 652-yard performance in 1966 against Philadelphia (10/9). The unit also tallied a season-best 472 net passing yards - second-most in a single game in franchise history - and 32 first downs - tied for the third-most in a single game in team history. For the first time in franchise history, the offense had two rushers over 50 rush

Tyler Biadasz, cont.

ing yards (Tony Pollard - 55; Rico Dowdle - 79) and multiple receivers over 150 receiving yards (Brandin Cooks - 173; and CeeDee Lamb - 151). The line did not allow a sack of a Cowboys quarterback for the second time this season as Prescott passed for a season-best 404 yards on 35 attempts and backup Cooper Rush threw for 68 yards on nine attempts.

**at Carolina (11/19)** Provided blocking for an offense that totaled 311 net yards, 23 first downs and 107 rushing yards, including a season-high tying four runs of 10-plus yards. The line did not allow a sack for the second straight game, the first time they haven't allowed sacks in back-to-back games since last season (at Minnesota, 11/20 - against N.Y. Giants, 11/24).

**vs. Washington (11/23)** The offense logged 431 total net yards (second-most of the season) and 21 first downs. Held a clean pocket for Prescott to pass for 331 yards and four touchdowns while not allowing a sack on 33 dropbacks - the fourth game this season the line did not allow a sack.

## 26 DaRon Bland, CB

Games/Starts: 2023-11/9 Career-28/17  
Playoffs: 2022-2/2 Career-2/2

	Solo	Tackles	Asst -	Tot	Sks/ Yds	Tkl/ Loss	QB Prs	PBU	FF-FR
Last Game	7	3	-	10				1	
2023	36	15	-	51		1(-3)	2	13	
Career	76	31	-	107		2(-5)	4	20	

	No.	Yds.	Avg.	Lg	TD	No.	Yds.	Avg.	Lg	TD
Last Game	1	63	63.0	63t	1					
2023	7	209	29.8	63t	5					
Career	12	228	19.0	63t	5					

	Solo	Asst -	Tot	FF	FR	BP	BFG	BXP
Career	2	0	2					

- Served as the defensive captain in Week 5.
- Named NFC Defensive Player of the Week (Week 11) after he logged five tackles, a pass breakup and an interception he returned 30 yards for a touchdown in the fourth quarter - his fourth pick six of the season to tie the NFL single season record. Became the third Cowboys defensive back to earn NFC DPOTW in the past seasons, joining Trevon Diggs (Week 4, 2021) and Xavier Woods (Week 9, 2019).

**at N.Y. Giants (9/10)** Had three stops, one for loss, a hurry, a pass breakup and an interception returned 22 yards for his first career score. His six career picks are tied for the most in the NFL since 2022 and tied with Derek Ross for fifth-most in team history through a player's first 18 games. Part of a defense whose 40-0 victory was the largest shutout in team history and largest shutout in a NFL season opener since 1999 when Pittsburgh defeated Cleveland 43-0.

**vs. N.Y. Jets (9/17)** Logged two tackles and a hurry.

**at Arizona (9/24)** Made his first start of the season to the tune of six tackles.

**vs. New England (10/1)** Collected a career-high tying two interceptions - one returned 54 yards for a touchdown - a career-best three pass breakups and four tackles. Became the third cornerback in Cowboys history with multiple interception return touchdowns in the same season, joining Trevon Diggs (two) in 2021 and Larry Brown (two) in 1995. It was his second career multi-interception game - first since against Indianapolis (12/4/22) - and his eight interceptions since the start of the 2022 season lead the NFL.

**at San Francisco (10/8)** Posted five tackles and a pass breakup.

**at LA Chargers (10/16)** Logged four stops and two pass breakups.

**vs. LA Rams (10/29)** Compiled a season-best seven tackles (tied for the team lead), two pass breakups and an interception that he returned 30 yards for a touchdown in the first quarter - his third pick-six of the season. His three interceptions returned for touchdowns in 2023 are the most in a season in franchise history and the most by an NFL player in a season since Marcus Peters had three in 2019. Is now second in the league with four interceptions, and overall, his nine career interceptions lead the NFL since he was drafted in 2022. His nine picks are also the third-most in a Cowboys player's first 24 career games, trailing Everson Walls (17) and Diggs (12).

**at Philadelphia (11/5)** Played in his 25th career game and had a tackle and a pass breakup.

**vs. N.Y. Giants (11/12)** Collected his fifth interception of the season, tying his single-season career-high from 2022. Also had four tackles and a pass breakup. Became the second player in franchise history to record five interceptions in each of his first two seasons, joining Walls (11 in 1981 and seven in 1982). His 10 interceptions are the third-most by a Cowboys player in their first two seasons,

trailing only Walls (18) and Diggs (14), and are also the most in the NFL since 2022.

**at Carolina (11/19)** Produced five tackles, a pass breakup and an interception he returned 30 yards for a touchdown in the fourth quarter. It was his sixth interception of the season, fourth pick-six of the year. His six interceptions in 2023 are a single-season career-high and tied for the league lead with Baltimore's Geno Stone, while his 11 interceptions since the start of 2022 lead the NFL. His four interception returns for touchdowns are tied for the most pick-sixes in a season in NFL history, joining Eric Allen (1993), Ken Houston (1971) and Jim Kearney (1972). They are also the most by any player in his first two seasons in NFL history.

**vs. Washington (11/23)** Led the team with a career-best 10 tackles along with an interception he returned 63 yards for a touchdown and a pass breakup. Set a single-season NFL record with his fifth interception return for a touchdown. His five pick-sixes are also the most in a career by a Cowboys player. His seven interceptions in 2023 lead the NFL, and his 12 interceptions since the start of 2022 also lead the league. His 12 interceptions are the third-most by a Cowboys player in his first two seasons, trailing Walls (18) and Diggs (14). Became the first non-offensive player to score five touchdowns in a season since J.J. Watt in 2014. Topped 100 career tackles (107).

## 83 Jalen Brooks, WR

Games/Starts: 2023-5/0 Career-5/0

	Rec.	Yds.	Avg.	Lg	TD
Last Game	1	24	24.0	24	0
2023	5	63	12.6	24	0

**at N.Y. Giants (9/10)** Inactive.

**vs. N.Y. Jets (9/17)** Made the first appearance of his NFL career on offense and special teams but did not record any stats.

**at Arizona (9/24), vs. New England (10/1) and at San Francisco (10/8)** Inactive.

**at LA Chargers (10/16)** Appeared in his second game of the season on offense and special teams.

**vs. LA Rams (10/29) and at Philadelphia (11/5)** Inactive.

**vs. N.Y. Giants (11/12)** Registered his first career receiving statistics - four receptions for 39 yards.

**at Carolina (11/19)** Saw action on offense and special teams.

**vs. Washington (11/23)** Hauled in a season-long catch of 24 yards.

## 33 Damone Clark, LB

Games/Starts: 2023-11/11 Career-21/16  
Playoffs: 2022-2/0 Career-2/0

	Solo	Tackles	Asst -	Tot	Sks/ Yds	Tkl/ Loss	QB Prs	PBU	FF-FR
Last Game	7	2	-	9		1(-8)	2		
2023	47	29	-	76		4(-13)	5	1	
Career	79	47	-	126		5(-16)	6	1	2-0

	Solo	Asst -	Tot	FF	FR	BP	BFG	BXP
Last Game	2	0	2					
2023	2	0	2					
Career	4	1	5					

- Served as the defensive captain in Week 10.

**at N.Y. Giants (9/10)** Started in the season opener and contributed five tackles. Part of a defense whose 40-0 victory marked the largest shutout in Cowboys history and the largest shutout in a NFL season opener since 1999 when Pittsburgh defeated Cleveland 43-0.

**vs. N.Y. Jets (9/17)** Added a tackle.

**at Arizona (9/24)** Led the defense with nine tackles and added a tackle on special teams.

**vs. New England (10/1)** Made six stops and a tackle for loss.

**at San Francisco (10/8)** Logged eight tackles on defense and a tackle on special teams.

**at LA Chargers (10/16)** Tallied a team-best nine tackles and a career-high two quarterback pressures.

**vs. LA Rams (10/29)** Tied for the team lead with seven tackles while also adding a quarterback pressure.

**at Philadelphia (11/5)** Led the defense with a career-high 11 tackles along with a tackle for loss. Surpassed 100 career tackles.

**vs. N.Y. Giants (11/12)** Added four stops.

**at Carolina (11/19)** Totaled seven tackles, a tackle for loss and his first career pass breakup.

**vs. Washington (11/23)** Second on the team with nine tackles along with a tackle for loss and a career-high tying two hurries.



### 3 Brandin Cooks, WR

Games/Starts: 2023-10/9 Career-142/129  
Playoffs: 2022-2/0 Career-6/0

	Receiving					Rushing				
	Rec.	Yds.	Avg.	Lg	TD	Att.	Yds.	Avg.	Lg	TD
Last Game.....	4	72	18.0	31t	1					
2023.....	33	452	13.7	37	4	3	23	7.7	14	0
Career.....	663	9,068	13.7	98t	53	53	332	6.3	28	2

	Punt Returns						Kickoff Returns				
	No.	Yds.	Avg.	FC	Lg	TD	No.	Yds.	Avg.	Lg	TD
Career.....	13	49	3.8	15	15	0	1	12	12.0	12	0

- Served as the offensive captain in Week 4.
- at N.Y. Giants (9/10)** Started at wide receiver in his first appearance as a Cowboy and caught two passes for 22 yards.
- vs. N.Y. Jets (9/17)** Inactive/Injured-Knee.
- at Arizona (9/24)** Returned to action after a one-game hiatus (knee) and caught two balls for 17 yards.
- vs. New England (10/1)** Made four receptions for 27 yards.
- at San Francisco (10/8)** Recorded his first rush of the season for six yards and also caught one pass for seven yards.
- at LA Chargers (10/16)** Made his 125th career start, caught four passes for 36 yards and his first touchdown of the season - 50th of his career. Also had a 14-yard run. Became the 18th player in NFL history - first since Damiere Byrd in 2022 - with a receiving touchdown with five different teams.
- vs. LA Rams (10/29)** Reeled in three catches for a season-high 49 yards, highlighted by a 25-yard touchdown reception in the fourth quarter. Has recorded a receiving touchdown in back-to-back games for the first time since 2021 while playing for the Houston Texans (at Jacksonville, 12/19 - at San Francisco, 1/2/22).
- at Philadelphia (11/5)** Caught one pass for seven yards.
- vs. N.Y. Giants (11/12)** Produced nine receptions for 173 yards - both season-highs - and a touchdown. His 173 receiving yards tied the second-most in his career. His career-high was 186 yards at Arizona (12/18) while with New Orleans in 2016, which was also the last time Cooks totaled over 170 receiving yards. The last time he reeled in nine catches in a game was in 2021 at Indianapolis (10/17). Totaled 104 receiving yards in the first half today, the sixth time of his career eclipsing 100 yards in the first half of a game.
- at Carolina (11/19)** Made three receptions for 42 yards.
- vs. Washington (11/23)** Led the team with 72 yards on four receptions and a touchdown. Surpassed 9,000 career receiving yards (9,068).

### 34 Malik Davis, RB

Games/Starts: 2023-1/0 Career-13/0  
Playoffs: 2022-2/0 Career-2/0

	Rushing					Receiving				
	Att.	Yds.	Avg.	Lg	TD	Rec.	Yds.	Avg.	Lg	TD
Last Game.....										
2023.....										
Career.....	38	161	4.2	23t	1	6	63	10.5	18	0

	Special Teams								
	Solo	Asst	-	Tot	FF	FR	BP	BFG	BXP
Last Game.....									
2023.....	0	1	-	1					
Career.....	2	1	-	3					

- at LA Chargers (10/16)** Elevated from the practice squad to make his first appearance of the season on special teams where he assisted on a tackle.

### 7 Trevon Diggs, CB

Games/Starts: 2023-2/2 Career-47/46  
Playoffs: 2022-2/2 Career-3/3

	Tackles			Sks/ Yds	Tkl/ Loss	QB Prs	PBU	FF-FR
	Solo	Asst	- Tot					
Last Game.....				RESERVE/INJURED-Knee				
2023.....	4	2	- 6				3	1-0
Career.....	150	27	- 177	1.0(0)	1(-1)		52	2-1

	Interceptions					Fumble Recoveries				
	No.	Yds.	Avg.	Lg	TD	No.	Yds.	Avg.	Lg	TD
Last Game.....										
2023.....	1	8	8.0	8	0					
Career.....	18	203	11.5	59t	2	1	17	17.0	17	0

- Placed on Reserve/Injured on Sept. 23 with a knee injury.

**at N.Y. Giants (9/10)** Started at cornerback in the season opener and posted three tackles, a pass breakup and a forced fumble. Part of a defense whose 40-0 victory marked the largest shutout in Cowboys history and the largest shutout in a NFL season opener since 1999 when Pittsburgh defeated Cleveland 43-0.

**vs. N.Y. Jets (9/17)** Talled three stops, two pass breakups and his first interception of the season. His 18 interceptions were tied with J.C. Jackson for the most interceptions in the NFL since 2020 and are tied for 11th in a NFL player's first 47 career games.

### 23 Rico Dowdle, RB

Games/Starts: 2023-11/0 Career-31/0  
Playoffs: 2022-0/0 Career-0/0

	Rushing					Receiving				
	Att.	Yds.	Avg.	Lg	TD	Rec.	Yds.	Avg.	Lg	TD
Last Game.....	3	11	3.7	7	0	1	15	15.0	15t	1
2023.....	58	246	4.2	21	1	10	69	6.9	17	2
Career.....	65	270	4.2	21	1	10	69	6.9	17	2

	Kickoff Returns				
	No.	Yds.	Avg.	Lg	TD
Last Week.....					
2023.....	5	85	17.0	22	0
Career.....	9	237	26.3	64	0

	Special Teams								
	Solo	Asst	-	Tot	FF	FR	BP	BFG	BXP
Last Game.....									
2023.....	0	1	-	1					
Career.....	4	1	-	5					

- Served as the offensive captain in Week 11.
- at N.Y. Giants (9/10)** In a reserve role, rushed six times for 24 yards.
- vs. N.Y. Jets (9/17)** Carried the ball seven times for 26 yards and caught his first career pass for 17 yards.
- at Arizona (9/24)** Rushed four times for 21 yards, caught three passes for 25 yards and scored his first career touchdown on a 15-yard reception in the second quarter. Part of a rushing attack that accumulated a season-high 185 rushing yards and 12 rushing first downs - tied for the most rushing first downs in a game since Head Coach Mike McCarthy arrived in 2020 - against Carolina (10/3/21) and at Minnesota (11/20/22).
- vs. New England (10/1)** Had nine yards on three carries and eight yards on one reception before leaving the game in the second quarter with a hip injury and did not return.
- at San Francisco (10/8)** Played in his 25th career game and recorded five rushes for 15 yards and his first two kickoff returns of the season for 35 yards after returner KaVontae Turpin was forced out of the game due to injury (ankle).
- at LA Chargers (10/16)** Rushed three times for 12 yards.
- vs. LA Rams (10/29)** Contributed 18 yards on five rushes, seven yards on two receptions and returned a kickoff eight yards.
- at Philadelphia (11/5)** Toted the ball twice for eight yards and returned one kickoff 31 yards.
- vs. N.Y. Giants (11/12)** Compiled career-highs in carries (12), rushing yards (79) and long rush (21) along with his first career rushing touchdown. Also returned one kickoff 11 yards and made an assisted tackle on special teams. Part of an offense that produced two rushers over 50 rushing yards (Dowdle - 79; Tony Pollard - 55) and multiple receivers over 150 receiving yards (Brandin Cooks - 173; CeeDee Lamb - 151) for the first time in franchise history.
- at Carolina (11/19)** Rushed eight times for 23 yards and lost three yards on two receptions.
- vs. Washington (11/23)** Had 11 yards on three rushes and caught a 15-yard touchdown pass - his second receiving score of the season.

### 71 Chuma Edoga, OL

Games/Starts: 2023-11/5 Career-36/18  
Playoffs: 2022-0/0 Career-0/0

**at N.Y. Giants (9/10)** In his Cowboys debut, started at left guard in place of an injured Tyler Smith (hamstring). Blocked for an offense that generated 265 total net yards, including 122 yards on the ground. The offensive line also did not allow a sack of Dak Prescott during 24 dropbacks as he passed for 143 yards. Briefly left the game in the third quarter but returned.

**vs. N.Y. Jets (9/17)** Started his second straight game at left guard for Tyler Smith (hamstring) but left in the second half due to an elbow injury. Part of an offense that commanded the time of possession with a mark of 42:15, the second-highest amount for a non-overtime, regular season game in franchise history. Collectively, the offense compiled 382 total net yards and 26 first downs.



Chuma Edoga, cont.

**at Arizona (9/24)** Started at left tackle in place of an injured Tyrone Smith (knee). Blocked for an offense that accumulated a season-high 416 total net yards and 185 rushing yards. The offense also notched 26 first downs, including a season-best 12 rushing first downs that tied the most rushing first downs in a game since Head Coach Mike McCarthy arrived in 2020 - against Carolina (10/3/21) and at Minnesota (11/20/22).

**vs. New England (10/1)** Once again got the start at left tackle in place of Tyrone Smith (knee). Assisted the offense in compiling four drives of 10-plus plays, giving the Dallas offense a league-leading 16 on the season. On the day, the offense racked up 377 total net yards and 22 first downs, while holding the ball for 35:09.

**at San Francisco (10/8)** Played on offense and special teams.

**at LA Chargers (10/16)** Saw time on special teams.

**vs. LA Rams (10/29)** Made his fifth start of the season - third at left tackle for an injured Tyrone Smith (neck). The team exploded for a season-high 43 points and 285 passing yards as part of 387 total net yards and 24 first downs. Behind the line's protection, Prescott threw for 304 yards and a season-best four touchdowns. Left the game in the fourth quarter with an ankle injury and did not return.

**at Philadelphia (11/5)** Played limited snaps on offense.

**vs. N.Y. Giants (11/12)** and **at Carolina (11/19)** Saw action on offense and special teams.

**vs. Washington (11/23)** Played on special teams.

## 32 Rashaan Evans, LB

Games/Starts: 2023-5/1 Career-81/68  
Playoffs: 2022-0/0 Career-4/4

	Solo	Tackles			Sks/	Tkl/	QB	PBU	FF-FR
		Asst -	Tot		Yds	Loss	Prs		
Last Game.....	1	2	3						
2023.....	3	3	6						
Career.....	285	197	482		5.0(-31)	21(-60)	16	12	2-5

	No.	Yds.	Avg.	Lg	TD	No.	Yds.	Avg.	Lg	TD
Career.....	2	1	1.0	1	0	5	86	17.2	53t	1

• Signed with Dallas' practice squad on Oct. 12 and signed to the active roster on Nov. 18.

**vs. LA Rams (10/29)** Made his Cowboys debut after being elevated from the practice squad and recorded a tackle.

**at Philadelphia (11/5)** Elevated from the practice squad for the second straight game and played on special teams.

**vs. N.Y. Giants (11/12)** Made his first start as a Cowboy in his third elevation from the practice squad to the tune of two tackles.

**at Carolina (11/19)** Saw time on defense and special teams.

**vs. Washington (11/23)** Posted three tackles on defense.

## 93 Viliami Fehoko, DL

Games/Starts: 2023-0/0 Career-0/0

	Solo	Tackles			Sks/	Tkl/	QB	PBU	FF-FR
		Asst -	Tot		Yds	Loss	Prs		
Last Game.....									
2023.....									

RESERVE/INJURED-Knee

• Placed on Reserve/Injured on Nov. 18 with a knee injury.

**at N.Y. Giants (9/10), vs. N.Y. Jets (9/17), at Arizona (9/24), vs. New England (10/1), at San Francisco (10/8), at LA Chargers (10/16), vs. LA Rams (10/29), at Philadelphia (11/5) and vs. N.Y. Giants (11/12)** Inactive.

## 87 Jake Ferguson, TE

Games/Starts: 2023-11/10 Career-27/18  
Playoffs: 2022-2/2 Career-2/2

	Rec.	Yds.	Avg.	Lg	TD
Last Game.....	1	35	35.0	35	0
2023.....	40	421	10.5	40	4
Career.....	59	595	10.1	40	6

	Solo	Asst -	Tot	FF	FR	BP	BFG	BXP
Career.....	1	0	1					

• Served as the offensive captain in Week 8.

**at N.Y. Giants (9/10)** Opened the season as the team's starting tight end, catching two passes for 11 yards.

**vs. N.Y. Jets (9/17)** Hauled in three passes for 11 yards and his first touchdown of the season on a four-yard reception in the first quarter.

**at Arizona (9/24)** Had five receptions for 48 yards.

**vs. New England (10/1)** Led all receivers in the game with seven receptions and 77 receiving yards. Converted five of the Cowboys 22 first downs. The last Cowboys tight end with five first down receptions was Dalton Schultz against Houston (12/11) in 2022.

**at San Francisco (10/8)** Made three grabs for 28 yards. Passed Martellus Bennett (323) for the third-most receiving yards by a Cowboys tight end in the first 21 games of his career.

**at LA Chargers (10/16)** Had one catch for 15 yards.

**vs. LA Rams (10/29)** Reeled in four receptions for 47 yards and caught an 18-yard touchdown pass on Dallas' opening drive, the longest touchdown reception of his career.

**at Philadelphia (11/5)** Tied a career-high in receptions (seven) while gaining a career-best 91 receiving yards and securing a touchdown through the air, his third score of the season. Became the fifth tight end in franchise history with five receiving touchdowns in his first two seasons - first since Gavin Escobar (2013-14). His career-long 40-yard reception in the second quarter was the longest catch by a Cowboys tight end since Blake Jarwin had a 42-yard touchdown reception in 2019 at the N.Y. Giants (11/4).

**vs. N.Y. Giants (11/12)** Played in his 25th career game and caught four passes for 26 yards and a touchdown, his third consecutive game with a score. Became the first Cowboys tight end with a touchdown catch in three consecutive games since Jason Witten (three) in 2011.

**at Carolina (11/19)** Collected three passes for 32 yards, including a long catch of 24 yards.

**vs. Washington (11/23)** Hauled in a 35-yard pass.

## 56 Dante Fowler, DE

Games/Starts: 2023-11/0 Career-119/40  
Playoffs: 2022-2/0 Career-8/3

	Solo	Tackles			Sks/	Tkl/	QB	PBU	FF-FR
		Asst -	Tot		Yds	Loss	Prs		
Last Game.....					0.5(-3)		2		
2023.....	4	0	4		2.5(-11)		2(-7)	23	3
Career.....	158	66	224		42.5(-308)		49(-168)	111	19

	No.	Yds.	Avg.	Lg	TD	No.	Yds.	Avg.	Lg	TD
Career.....						5	79	15.8	53t	2

**at N.Y. Giants (9/10)** Tallied four quarterback pressures and a career-high tying two pass breakups. Part of a defense whose 40-0 victory marked the largest shutout in Cowboys history and the largest shutout in a NFL season opener since 1999 when Pittsburgh defeated Cleveland 43-0.

**vs. N.Y. Jets (9/17)** Added a tackle.

**at Arizona (9/24)** Contributed two hurries.

**vs. New England (10/1)** Recorded a strip sack - his first sack of the season - that resulted in Leighton Vander Esch scooping up the forced fumble and returning it 11 yards for a touchdown in the second quarter. Also had two quarterback pressures.

**at San Francisco (10/8)** Recorded a tackle and a tackle for loss.

**at LA Chargers (10/16)** Notched three hurries and a pass deflection.

**vs. LA Rams (10/29)** Compiled a tackle, a tackle for loss and a quarterback pressure - the 100th of his career.

**at Philadelphia (11/5)** Had a quarterback hurry.

**vs. N.Y. Giants (11/12)** Registered a career-best five quarterback pressures along with a sack and a tackle.

**at Carolina (11/19)** Logged three quarterback pressures.

**vs. Washington (11/23)** Posted a half sack and two hurries.

## 96 Neville Gallimore, DT

Games/Starts: 2023-11/0 Career-46/14  
Playoffs: 2022-1/0 Career-2/1

	Solo	Tackles			Sks/	Tkl/	QB	PBU	FF-FR
		Asst -	Tot		Yds	Loss	Prs		
Last Game.....	0	1	1						
2023.....	5	5	10		1.0(-6)		1(-2)	6	1
Career.....	43	36	79		4.0(-27)		7(-21)	30	3

**at N.Y. Giants (9/10)** Added two quarterback hurries. Part of a defense whose 40-0 victory marked the largest shutout in Cowboys history and the largest shutout in a NFL season opener since 1999 when Pittsburgh defeated Cleveland 43-0.

**vs. N.Y. Jets (9/17)** Assisted on a tackle.

**at Arizona (9/24)** Played along the defensive line.

Neville Gallimore, cont.

**vs. New England (10/1)** Made two tackles, a tackle for loss and added a quarterback pressure.  
**at San Francisco (10/8)** Notched a tackle.  
**at LA Chargers (10/16)** Saw action on defense.  
**vs. LA Rams (10/29)** Added a hurry, a pass breakup and a tackle.  
**at Philadelphia (11/5)** Played on defense.  
**vs. N.Y. Giants (11/12)** Logged a season-best three tackles, tied his season-best with two hurries and collared his first sack of the season.  
**at Carolina (11/19)** and **vs. Washington (11/23)** Assisted on a tackle.

## 13 Michael Gallup, WR

Games/Starts: 2023-11/10 Career-80/64  
Playoffs: 2022-2/2 Career-4/3

Receiving					
	Rec.	Yds.	Avg.	Lg	TD
Last Game	1	13	13.0	13	0
2023	28	357	12.8	41t	1
Career	260	3,683	14.2	62	20

- Served as the offensive captain in Week 12.

**at N.Y. Giants (9/10)** Made one reception for 10 yards.  
**vs. N.Y. Jets (9/17)** Had one grab for three yards.  
**at Arizona (9/24)** Led all receivers with six receptions for a season-high 92 yards. His six receptions were the most in a game since he had six against Philadelphia (12/27/20), and the last time he had 90-plus receiving yards in a game was 106 against Las Vegas (11/25/21).  
**vs. New England (10/1)** Finished second amongst all receivers in the game with five catches for 60 yards.  
**at San Francisco (10/8)** Caught two passes for 15 yards.  
**at LA Chargers (10/16)** Played in his 75th career game and made three receptions for 24 yards.  
**vs. LA Rams (10/29)** Made two receptions for 20 yards.  
**at Philadelphia (11/5)** Registered two catches for 19 yards.  
**vs. N.Y. Giants (11/12)** Hauled in two passes for 70 yards, including his first touchdown of the season - 20th of his career - on a 41-yard reception.  
**at Carolina (11/19)** Notched three receptions for 31 yards.  
**vs. Washington (11/23)** Grabbed one pass for 13 yards.

## 21 Stephon Gilmore, CB

Games/Starts: 2023-11/11 Career-159/152  
Playoffs: 2022-0/0 Career-7/7

Tackles								
	Solo	Asst	Tot	Sks/ Yds	Tkl/ Loss	QB Prs	PBU	FF-FR
Last Game	4	2	6			1		
2023	33	8	41			10		
Career	460	74	534	1.0(-7)	8(-17)	1	137	7-3

Interceptions					Fumble Recoveries				
	No.	Yds.	Avg.	Lg	TD	No.	Yds.	Avg.	Lg
Last Game									
2023	2	0	0.0	0	0	3	0	0.0	0
Career	31	496	16.0	64t	2				

- Served as the defensive captain in Week 11.

**at N.Y. Giants (9/10)** Started his Cowboys debut to the tune of five tackles, three pass breakups and an interception. His interception was the 30th of his career - fourth among active NFL defenders. Part of a defense whose 40-0 victory marked the largest shutout in Cowboys history and the largest shutout in a NFL season opener since 1999 when Pittsburgh defeated Cleveland 43-0.  
**vs. N.Y. Jets (9/17)** Played in his 150th career game, and his five tackles allowed him to surpass 500 for his career.  
**at Arizona (9/24)** Posted three stops and a pass breakup.  
**vs. New England (10/1)** Added two stops.  
**at San Francisco (10/8)** Logged a season-high six tackles and a pass breakup.  
**at LA Chargers (10/16)** Tallied three tackles, a pass breakup and the game-clinching interception on the Chargers final offensive possession. It was also his ninth career interception in the fourth quarter - tied for the sixth-most fourth quarter interceptions among active NFL players.  
**vs. LA Rams (10/29)** Made four tackles and a pass breakup.  
**at Philadelphia (11/5)** Had four stops.  
**vs. N.Y. Giants (11/12)** Made his 150th career start and posted a tackle and two pass breakups.  
**at Carolina (11/19)** Added two tackles.  
**vs. Washington (11/23)** Logged a season-high tying six tackles and a pass breakup.

## 99 Chauncey Golston, DE

Games/Starts: 2023-11/3 Career-41/3  
Playoffs: 2022-2/0 Career-3/0

Tackles								
	Solo	Asst	Tot	Sks/ Yds	Tkl/ Loss	QB Prs	PBU	FF-FR
Last Game	2	2	4			1		
2023	5	11	16	1.5(-12)		8		1-0
Career	39	32	71	3.5(-21)	1(-2)	23	2	1-1

Special Teams								
	Solo	Asst	Tot	FF	FR	BP	BFG	BXP
Last Game	0	1	1					
2023	0	1	1					
Career	0	1	1					1

**at N.Y. Giants (9/10)** Tallied a tackle, a sack, two quarterback pressures and his first career forced fumble. His sack contributed to a team seven sacks, second-most in a season opener in team history, trailing only the nine against Pittsburgh (9/4/94). Part of a defense whose 40-0 victory marked the largest shutout in Cowboys history and the largest shutout in a NFL season opener since 1999 when Pittsburgh defeated Cleveland 43-0.  
**vs. N.Y. Jets (9/17)** Logged his first career start and had a tackle and a quarterback pressure.  
**at Arizona (9/24)** Assisted on two tackles.  
**vs. New England (10/1)** In his second start of the season, tallied two tackles and a quarterback pressure. Also caught a pass from punter Bryan Anger on a fake PAT attempt for a successful two-point try.  
**at San Francisco (10/8)** Added two tackles.  
**at LA Chargers (10/16)** Played on defense and special teams.  
**vs. LA Rams (10/29)** Notched a tackle.  
**at Philadelphia (11/5)** Had two tackles and two hurries.  
**vs. N.Y. Giants (11/12)** In his third start of the season logged, a tackle and a quarterback pressure.  
**at Carolina (11/19)** Notched a half sack.  
**vs. Washington (11/23)** Posted a season-high four tackles and a hurry on defense, while adding his first career special teams tackle.

## 29 C.J. Goodwin, CB

Games/Starts: 2023-5/0 Career-102/1  
Playoffs: 2022-2/0 Career-8/0

Tackles								
	Solo	Asst	Tot	Sks/ Yds	Tkl/ Loss	QB Prs	PBU	FF-FR
Last Game								
2023	0	2	2					
Career	13	4	15			2	2	

Special Teams								
	Solo	Asst	Tot	FF	FR	BP	BFG	BXP
Last Game								
2023	3	0	3					
Career	43	14	57	1				

Punt Returns					
	No.	Yds.	Avg.	FC	Lg
Career	0	73	-	0	73

- Placed on Reserve/Injured on Oct. 16 with a pectoral injury.
- Signed to the active roster on Sept. 23.
- Served as the special teams captain in Week 1.

**at N.Y. Giants (9/10)** Promoted from the practice squad and saw time on special teams and defense, where he assisted on two tackles.  
**vs. N.Y. Jets (9/17)** Called up from the practice squad for the second straight week and played on special teams.  
**at Arizona (9/24)** Played in his 100th career game and led the team with two special teams tackles.  
**vs. New England (10/1)** Saw time on special teams.  
**at San Francisco (10/8)** Posted a tackle on special teams before leaving the game with a shoulder/pec injury and did not return.

## 95 Johnathan Hankins, DT

Games/Starts: 2023-11/11 Career-149/131  
Playoffs: 2022-2/0 Career-4/2

	Solo	Tackles Asst – Tot	Sks/ Yds	Tkl/ Loss	QB Prs	PBU	FF-FR
Last Game.....	1	1 – 2	2.0(-18)		1		
2023.....	9	16 – 25	2.0(-18)		2	2	
Career.....	225	178 – 403	14.5(-89)	37(-87)	51	12	3-3

	Interceptions				Fumble Recoveries			
	No.	Yds.	Avg.	Lg	TD	No.	Yds.	Avg.
Career.....						3	0	0.0

at N.Y. Giants (9/10) Started at defensive tackle and made two tackles. Part of a defense whose 40-0 victory marked the largest shutout in Cowboys history and the largest shutout in a NFL season opener since 1999 when Pittsburgh defeated Cleveland 43-0.

vs. N.Y. Jets (9/17) Assisted on a tackle.

at Arizona (9/24) Assisted on a season-high six tackles.

vs. New England (10/1) Had a tackle and quarterback pressure.

at San Francisco (10/8) In his 125th career start, logged a career-best two pass breakups while also adding four tackles.

at LA Chargers (10/16) Added a tackle.

vs. LA Rams (10/29) Assisted on a tackle.

at Philadelphia (11/5) Had two assisted tackles.

vs. N.Y. Giants (11/12) Tallied four tackles to reach 400 for his career.

at Carolina (11/19) Assisted on a tackle.

vs. Washington (11/23) Registered 2.0 sacks, two tackles and a quarterback pressure. His 2.0 sacks were the second-most in a single game of his career, his second career game with 2.0-or-more sacks and his first sack since 2020 when he had one sack against Miami (12/26) while playing for the Raiders.

## 89 Peyton Hendershot, TE

Games/Starts: 2023-3/0 Career-20/2  
Playoffs: 2022-1/0 Career-1/0

	Rec.	Yds.	Avg.	Lg	TD	Att.	Rushing Yds.	Avg.	Lg	TD
Last Game.....										
2023.....	1	3	3.0	3	0	1	0	0.0	0	0
2022.....	12	106	8.8	29	2	2	2	1.0	2t	1

	Special Teams				FF	FR	BP	BFG	BXP
	Solo	Asst	– Tot						
2022.....	3	1	– 4						

• Placed on Reserve/Injured on Oct. 12 with an ankle injury and returned to practice Nov. 15.

• Served as the special teams captain in Week 3.

at N.Y. Giants (9/10) Played on offense and special teams.

vs. N.Y. Jets (9/17) Rushed once for no gain.

at Arizona (9/24) Had his first reception of the season for three yards.

vs. New England (10/1) and at San Francisco (10/8) Inactive/Injured-Ankle.

## 67 Brock Hoffman, C

Games/Starts: 2023-11/1 Career-14/1  
Playoffs: 2022-1/0 Career-1/0

• Signed to the active roster on Sept. 30.

at N.Y. Giants (9/10) Promoted from the practice squad and played on offense and special teams.

vs. N.Y. Jets (9/17) Called up from the practice squad for the second straight week to play on special teams.

at Arizona (9/24) Made his first career start at center for an injured Tyler Biadasz (hamstring). Blocked for an offense that accumulated a season-high 416 total net yards and 185 rushing yards. The offense also notched 26 first downs, including a season-best 12 rushing first downs that tied the most rushing first downs in a game since Head Coach Mike McCarthy arrived in 2020 - against Carolina (10/3/21) and at Minnesota (11/20/22).

vs. New England (10/1) and at San Francisco (10/8) Played on offense and special teams.

at LA Chargers (10/16) Saw time on special teams.

vs. LA Rams (10/29) Saw action on offense and special teams.

at Philadelphia (11/5) Played on special teams.

vs. N.Y. Giants (11/12) and at Carolina (11/19) Played on offense and special teams.

vs. Washington (11/23) Saw time on special teams.

## 28 Malik Hooker, S

Games/Starts: 2023-11/11 Career-78/55  
Playoffs: 2022-2/2 Career-4/3

	Solo	Tackles Asst – Tot	Sks/ Yds	Tkl/ Loss	QB Prs	PBU	FF-FR
Last Game.....	3	3 – 6			1		
2023.....	26	21 – 47		1(-1)	1	2	1-0
Career.....	188	93 – 281		6(-12)	1	18	1-3

	Interceptions				Fumble Recoveries			
	No.	Yds.	Avg.	Lg	TD	No.	Yds.	Avg.
Last Game.....								
2023.....	1	0	0.0	0	0	3	41	13.6
Career.....	12	175	14.6	32	0			

at N.Y. Giants (9/10) Posted five tackles in a start at safety. Part of a defense whose 40-0 victory marked the largest shutout in Cowboys history and the largest shutout in a NFL season opener since 1999 when Pittsburgh defeated Cleveland 43-0.

vs. N.Y. Jets (9/17) Pulled in his first interception of the season along with two pass breakups and two tackles.

at Arizona (9/24) Tallied six stops.

vs. New England (10/1) Registered three tackles to reach 250 for his career.

at San Francisco (10/8) Tied for second on the defense with nine stops.

at LA Chargers (10/16) Made his 50th career start to the tune of two tackles.

vs. LA Rams (10/29) Added a tackle.

at Philadelphia (11/5) Played in his 75th career game and totaled six tackles, a tackle for loss and his first career forced fumble.

vs. N.Y. Giants (11/12) Notched three stops.

at Carolina (11/19) Posted five tackles.

vs. Washington (11/23) Registered six tackles and his first career quarterback pressure.

## 19 Noah Igbinoghene, CB

Games/Starts: 2023-4/0 Career-36/5  
Playoffs: 2022-0/0 Career-0/0

	Solo	Tackles Asst – Tot	Sks/ Yds	Tkl/ Loss	QB Prs	PBU	FF-FR
Last Game.....							
2023.....							
Career.....	21	3 – 24				5	0-2

	Interceptions				Fumble Recoveries			
	No.	Yds.	Avg.	Lg	TD	No.	Yds.	Avg.
Career.....	1	0	0.0	0	0	3	0	0.0

	Special Teams				FF	FR	BP	BFG	BXP
	Solo	Asst	– Tot						
Career.....			– 5						

	Kickoff Returns				TD
	No.	Yds.	Avg.	Lg	
Career.....	4	68	17.0	22	0

at N.Y. Giants (9/10) Made his Cowboys debut and played on defense and special teams. Returned a blocked field goal 58 yards for his first career touchdown. It marked the first time Dallas returned a blocked field goal for a touchdown since against Minnesota (10/21/07) when Chris Canty made the block, and Patrick Watkins recovered the ball and returned it 68 yards for the score.

vs. N.Y. Jets (9/17) Inactive.

at Arizona (9/24) and vs. New England (10/1) Played on special teams.

at San Francisco (10/8) Saw action on defense and special teams.

at LA Chargers (10/16), vs. LA Rams (10/29), at Philadelphia (11/5), vs. N.Y. Giants (11/12), at Carolina (11/19) and vs.

Washington (11/23) Inactive.



## 46 Malik Jefferson, LB

Games/Starts: 2023-3/0 Career-38/0  
Playoffs: 2022-0/0 Career-0/0

	Solo	Tackles	Asst	Tot	Sks/ Yds	Tkl/ Loss	QB Prs	PBU	FF-FR
Last Game									
2023	1	1	-	2		1(-4)			
Career	2	3	-	5		1(-4)			

	Solo	Special Teams	Asst	Tot	FF	FR	BP	BFG	BXP
Last Game									
2023	1	0	-	1					
Career	9	5	-	14					

- Served as the special teams captain in Week 6.

**vs. New England (10/1)** Was elevated from the practice squad to make his season debut on special teams.

**at San Francisco (10/8)** Elevated for the second straight week and posted two tackles and his first career tackle for loss on defense.

**at LA Chargers (10/16)** Elevated from the practice squad for the third straight game and notched a tackle on special teams.

## 1 Jayron Kearse, S

Games/Starts: 2023-10/8 Career-113/49  
Playoffs: 2022-2/2 Career-6/3

	Solo	Tackles	Asst	Tot	Sks/ Yds	Tkl/ Loss	QB Prs	PBU	FF-FR
Last Game									
2023	31	15	-	46	1.5(-6)	3(-8)	4	3	
Career	229	100	-	329	5.0(-24)	17(-38)	24	28	2-4

	No.	Yds.	Avg.	Lg	TD	No.	Yds.	Avg.	Lg	TD
Last Game										
2023	1	32	32.0	32	0					
Career	5	68	13.6	34	0	4	7	1.7	6	0

	Solo	Special Teams	Asst	Tot	FF	FR	BP	BFG	BXP
Career				45					

- Served as the defensive captain in Week 8.

**at N.Y. Giants (9/10)** Started at safety and finished second on the defense with seven tackles and a hurry. Part of a defense whose 40-0 victory marked the largest shutout in Cowboys history and the largest shutout in a NFL season opener since 1999 when Pittsburgh defeated Cleveland 43-0.

**vs. N.Y. Jets (9/17)** Gathered an interception he returned 32 yards along with two tackles and a pass breakup.

**at Arizona (9/24)** Logged six stops.

**vs. New England (10/1)** Recorded two tackles to reach 300 for his career while also adding two pass breakups.

**at San Francisco (10/8)** Tallied three tackles, a tackle for loss and a sack - both the first of the season.

**at LA Chargers (10/16)** Tied for second on the defense with seven tackles while also adding two quarterback pressures.

**vs. LA Rams (10/29)** Made five tackles and one tackle for loss.

**at Philadelphia (11/5)** Added five stops.

**vs. N.Y. Giants (11/12)** Logged three tackles and a hurry.

**at Carolina (11/19)** Compiled six tackles, a tackle for loss and a half sack.

**vs. Washington (11/23)** Inactive/Injured-Back.

## 88 CeeDee Lamb, WR

Games/Starts: 2023-11/11 Career-60/55  
Playoffs: 2022-2/2 Career-3/3

	Rec.	Yds.	Avg.	Lg	TD	Att.	Yds.	Avg.	Lg	TD
Last Game	4	53	13.3	16	1	1	0	0.0	0	0
2023	78	1,066	13.7	49	6	7	54	7.7	14	1
Career	338	4,462	13.2	52t	26	36	259	7.2	33	2

	No.	Yds.	Avg.	FC	Lg	TD	No.	Yds.	Avg.	Lg	TD
Career	38	311	8.2	18	27	0	1	47	47.0	47t	1

- Served as the offensive captain in Week 2.

• Earned his first NFC Offensive Player of The Week award for Week 10 against the N.Y. Giants (11/12) after he produced 11 receptions for 151 yards and a touchdown - his third consecutive game with

10-plus catches and 150 receiving yards to establish an NFL record - and also added a rushing score. It marked his first career NFC OPOTW award, and he became the eighth Cowboys wide receiver to earn the honor.

**at N.Y. Giants (9/10)** Played in his 50th career game and paced all receivers with a game-high four receptions for 77 yards, including a long catch of 49 yards. Now has 3,473 career receiving yards to pass Dez Bryant (3,440) for the most receiving yards by a Cowboys player in their first 50 career games.

**vs. N.Y. Jets (9/17)** Led all receivers with 11 catches for 143 yards. Tied with Dez Bryant (four) for the fifth-most 10-catch games in Cowboys history and are the most in a Cowboys player's first four seasons. Notched his fourth career game with at least 10 receptions and 100 yards, tied with Miles Austin for fourth in franchise history.

**at Arizona (9/24)** Made four receptions for 53 yards and rushed twice for nine yards.

**vs. New England (10/1)** Had four receptions for 36 yards and his first receiving touchdown of the season. His touchdown was also the 21st touchdown catch of his career to serve as the fourth-most touchdown receptions in a Cowboys player's first four seasons.

**at San Francisco (10/8)** Collected four passes for 49 yards.

**at LA Chargers (10/16)** Made his 50th career start to the tune of seven catches for 117 yards. It was his 12th career 100-yard receiving game, second of the season. Caught five passes for 84 yards in the first half, the fourth-most first half receiving yards in his career.

**vs. LA Rams (10/29)** Tallied a career-high 12 receptions for 158 yards (158) and tied a career-best with two touchdowns. Notched his third career game with at least 10 receptions, 100 yards and two touchdowns, the most such games in franchise history. Recorded his sixth career multi-touchdown game, third-most multi-touchdown games in a Cowboys player's first four seasons. Reached 300 (308) career receptions and 4,000 (4,029) career receiving yards. Became the fastest receiver in franchise history to reach 300 career catches and the 17th NFL receiver to surpass 300 receptions in his first 56 career games. His 12 receptions were the most by a Cowboys player since Amari Cooper collected 13 receptions in the 2021 season opener at Tampa Bay (9/9). Became the second-fastest Cowboy to reach 4,000 yards (56 games) and the third player in team history with 4,000 yards in his first four seasons, joining Bob Hayes (4,142) and Dez Bryant (4,104). Caught nine passes for 122 yards and two touchdowns in the first half. His 122 yards are the most in the first half in a game in his career, and the third time in his career he has surpassed 100 receiving yards in a first half. His 170 scrimmage yards (158 receiving and 12 rushing) were a career-best and the most by any Cowboys player since Tony Pollard had 189 scrimmage yards in 2022 at Minnesota (11/20).

**at Philadelphia (11/5)** Notched 11 receptions for a career-high 191 yards, the fifth-most receiving yards by any NFL receiver in a game this season. His 191 receiving yards were the most by any Cowboy since Amari Cooper had 226 against Green Bay (10/6/19). Now has three games in 2023 with 10 receptions and 150 receiving yards, tied with Michael Irvin for the most 10-catch, 150-yard games in a season in franchise history. His six career contests with 10-plus catches are the most by any Cowboys player in the first four seasons of a career, and also tied Cooper for the third-most games in team history with 10-plus receptions, trailing Irvin (seven) and Jason Witten (11). Also has six career games with 10-plus receptions and 100 receiving yards, tied with Witten for the second-most 10-catch, 100-yard games in franchise history. Became the first Cowboy with 150 receiving yards in back-to-back games since Miles Austin in 2009 (at Kansas City, 10/11 - against Atlanta, 10/25) and is one-of-three Cowboys with 10 receptions in back-to-back games overall. Recorded his third consecutive 100-yard receiving game, the second such streak of his career (at Jacksonville, 12/18/22 - at Tennessee, 12/29/22). Joined Irvin as the only two players in franchise history with multiple three-game streaks of 100 receiving yards. Has recorded a reception in 50 straight games dating back to his rookie season (at Washington, 10/25/20) to become the eighth Cowboy - 10th instance - to accomplish that feat, and the first since Cole Beasley (51, 2015-18). Was his third game with 10-or-more receptions, tying his own mark from 2022 (three), Witten (2010) and Irvin (1995) for the most 10-catch games in a season in team history.

**vs. N.Y. Giants (11/12)** Recorded 11 receptions for 151 yards and a touchdown, and rushed once for a season-long 14 yard score. It was his third consecutive game with 10-plus catches and 150 receiving yards to establish an NFL record. Was also his fourth consecutive 100-yard receiving game to become the first Cowboys receiver with four straight 100-yard games since Terrell Owens in 2007. Now has four games in 2023 with 10 receptions, the most such games in a season in franchise history and the most such games in the NFL this season. His seven career contests with 10-plus catches are the most by any Cowboys player in the first four seasons of a career. His seven games also tied Irvin for the second-most games in team



CeeDee Lamb, cont.

history with 10-plus receptions. Was his 15th career 100-yard receiving game, tied with Bob Hayes for the most 100-yard games by a Cowboys player in his first four seasons. All-time, Lamb's 15 career 100-yard games rank seventh in franchise history. Became the first Cowboy with 150 receiving yards in three consecutive games, and the first NFL player to do so since Josh Gordon in 2013. Became the first player in franchise history - 11th in NFL history - with three consecutive games of 10-plus receptions.

**at Carolina (11/19)** Made six grabs for 38 yards and a touchdown - 25th of his career. His 25 career touchdown receptions are the third-most in a Cowboys player's first four seasons, behind Bob Hayes (45) and Dez Bryant (40). Surpassed 1,000 receiving yards (1,013) in 2023. Is the third NFL player to reach 1,000 yards this season (Tyreek Hill and A.J. Brown). His 10 games to reach 1,000 receiving yards made him the second-fastest Cowboy to reach 1,000 yards in a season, trailing only Irvin (nine games in 1995). Became the first player in Cowboys history to record three 1,000-yard receiving seasons in his first four years with the club. All-time, Lamb is tied with Dez Bryant, Terrell Owens and Tony Hill for the third-most 1,000-yard seasons in franchise history.

**vs. Washington (11/23)** Notched four receptions for 53 yards and a touchdown, his sixth touchdown reception this season and the 26th of his career. Became one-of-four players in NFL history with 70 receptions in each of his first four seasons, joining Alvin Kamara, Michael Thomas and Jarvis Landry.

## 15 Trey Lance, QB

Games/Starts: 2023-0/0 Career-8/4  
Playoffs: 2022-0/0 Career-0/0

	Att	Com	Yds	Pct	Yds/Att	TD	Int	Lng	Sk/Yds	Rtg
<b>Passing</b>										
<b>Last Game</b> .....										
<b>2023</b> .....										
<b>Career</b> .....	102	56	797	54.9	7.8	5	3	76t	6/24	84.5

	Att	Yds	Avg	Lg	TD	Rec	Yds	Avg	Lg	TD
<b>Rushing</b>										
<b>Last Game</b> .....										
<b>2023</b> .....										
<b>Career</b> .....	54	235	4.4	15	1					

**at N.Y. Giants (9/10), vs. N.Y. Jets (9/17), at Arizona (9/24), vs. New England (10/1), at San Francisco (10/8), at LA Chargers (10/16), vs. LA Rams (10/29), at Philadelphia (11/5), vs. N.Y. Giants (11/12), at Carolina (11/19) and vs. Washington (11/23)** Inactive/Third Quarterback.

## 90 DeMarcus Lawrence, DE

Games/Starts: 2023-11/11 Career-131/113  
Playoffs: 2022-2/2 Career-8/5

	Solo	Tackles	Asst	Tot	Sk/Yds	Tkl/Loss	QB	Prs	PBU	FF-FR
<b>Last Game</b> .....	0	1	-	1				4		
<b>2023</b> .....	14	15	-	29	4.0(-25)	3(-7)	31	2		
<b>Career</b> .....	221	144	-	365	58.5(-463)	58(-134)	306	18		19-8

	No.	Yds.	Avg.	Lg	TD	No.	Yds.	Avg.	Lg	TD
<b>Interceptions</b>										
<b>Last Game</b> .....										
<b>2023</b> .....										
<b>Career</b> .....	2	53	26.5	40t	1	8	24	3.0	19t	1

• Served as the defensive captain in Week 1.

**at N.Y. Giants (9/10)** Started the season opener and provided a tackle, a sack and three hurries. The defense totaled seven sacks, second-most in a season opener in team history, trailing only the nine against Pittsburgh (9/4/94). Part of a defense whose 40-0 victory marked the largest shutout in Cowboys history and the largest shutout in a NFL season opener since 1999 when Pittsburgh defeated Cleveland 43-0.

**vs. N.Y. Jets (9/17)** Contributed three tackles, a tackle for loss, six quarterback pressures and a pass breakup.

**at Arizona (9/24)** Tallied four tackles, one for loss, a sack and two quarterback pressures.

**vs. New England (10/1)** Added four hurries and a tackle.

**at San Francisco (10/8)** Played in his 125th career game and totaled four stops and a hurry.

**at LA Chargers (10/16)** Logged five tackles, three hurries and a pass breakup.

**vs. LA Rams (10/29)** Made three tackles, a tackle for loss and a hurry.

**at Philadelphia (11/5)** Contributed two stops and four hurries.

**vs. N.Y. Giants (11/12)** Compiled two tackles, a sack and three quarterback pressures to surpass 300 (302) for his career.

**at Carolina (11/19)** Totaled three stops and a sack.  
**vs. Washington (11/23)** Provided a tackle and four hurries.

## 2 Jourdan Lewis, CB

Games/Starts: 2023-10/3 Career-93/46  
Playoffs: 2022-0/0 Career-3/0

	Solo	Tackles	Asst	Tot	Sk/Yds	Tkl/Loss	QB	Prs	PBU	FF-FR
<b>Last Game</b> .....	4	2	-	6						
<b>2023</b> .....	20	10	-	30		1(-1)			1	2-1
<b>Career</b> .....	235	55	-	290	8.5(-46)	9(-17)	3	33		3-7

	No.	Yds.	Avg.	Lg	TD	No.	Yds.	Avg.	Lg	TD
<b>Interceptions</b>										
<b>Last Game</b> .....										
<b>2023</b> .....						7	87	12.4	63t	1
<b>Career</b> .....	8	140	17.5	66	0	7	87	12.4	63t	1

	Solo	Tackles	Asst	Tot	Att.	Yds.	Avg.	Lg	TD
<b>Special Teams</b>									
<b>Last Game</b> .....									
<b>2023</b> .....									
<b>Career</b> .....	3	0	-	3	2	12	6.0	7t	0

	No.	Yds.	Avg.	Lg	TD
<b>Kickoff Returns</b>					
<b>Last Game</b> .....					
<b>2023</b> .....					
<b>Career</b> .....	2	38	19.0	19t	0

**at N.Y. Giants (9/10)** Inactive.

**vs. N.Y. Jets (9/17)** Made his season debut on defense.

**at Arizona (9/24)** Logged his first stats of the season with three tackles and a tackle for loss.

**vs. New England (10/1)** Tallied five stops.

**at San Francisco (10/8)** Notched two tackles, a pass breakup and forced and recovered a fumble. It was his first forced fumble and fumble recovery since at Washington (12/12/21).

**at LA Chargers (10/16)** Added three stops.

**vs. LA Rams (10/29)** Made his first start of the season when the defense opened the game with three cornerbacks and had three stops.

**at Philadelphia (11/5)** Assisted on a tackle in his second start.

**vs. N.Y. Giants (11/12)** Had two stops.

**at Carolina (11/19)** Had five tackles and a forced fumble.

**vs. Washington (11/23)** In his third start of the season posted six stops.

## 40 Hunter Luepke, RB

Games/Starts: 2023-11/0 Career-11/0

	Att	Yds	Avg	Lg	TD	Rec	Yds	Avg	Lg	TD
<b>Rushing</b>										
<b>Last Game</b> .....										
<b>2023</b> .....	3	13	4.3	9	1	2	10	5.0	12	0

	No.	Yds.	Avg.	Lg	TD
<b>Kickoff Returns</b>					
<b>Last Game</b> .....					
<b>2023</b> .....	1	0	0.0	0	0

	Solo	Tackles	Asst	Tot	FF	FR	BP	BFG	BXP
<b>Special Teams</b>									
<b>Last Game</b> .....									
<b>2023</b> .....	3	1	-	4					

**at N.Y. Giants (9/10)** Made his NFL debut on offense and special teams.

**vs. N.Y. Jets (9/17)** Recorded his first career stats when he recovered a kickoff on a squib kick in the second quarter.

**at Arizona (9/24)** Notched his first career stats on offense with one rush for nine yards and one reception for 12 yards.

**vs. New England (10/1)** Rushed two times for four yards including a three-yard score for his first career NFL touchdown. The last Cowboys rookie to rush for his first career touchdown within the first four games of the season was Tony Pollard in 2019 (vs. Mia, 9/22).

**at San Francisco (10/8)** Saw action on offense and special teams where he notched his first career special teams tackle.

**at LA Chargers (10/16)** Played on offense and special teams.

**vs. LA Rams (10/29)** Caught one pass for a loss of two yards on offense and also saw time on special teams.

**at Philadelphia (11/5)** Assisted on a tackle on special teams.

**vs. N.Y. Giants (11/12)** Saw time on offense and special teams.

**at Carolina (11/19)** Made a season-high two special teams tackles and also played on offense.

**vs. Washington (11/23)** Played on offense and special teams.

## 70 Zack Martin, G

Games/Starts: 2023-10/10 Career-147/147  
Playoffs: 2022-2/2 Career-8/8

- Served as the offensive captain in Week 6.

**at N.Y. Giants (9/10)** Started the season opener at right guard and blocked for an offense that generated 265 total net yards, including 122 yards on the ground highlighted by 70 yards and two rushing scores by Tony Pollard. The offensive line also did not allow a sack of Dak Prescott during 24 dropbacks as he passed for 143 yards.

**vs. N.Y. Jets (9/17)** Part of an offense that commanded the time of possession with a mark of 42:15, the second-highest amount for a non-overtime, regular season game in franchise history. Collectively, the offense compiled 382 total net yards and 26 first downs. Left the game in the fourth quarter with an ankle injury but returned for the final offensive series.

**at Arizona (9/24)** Inactive/Injured-Ankle.

**vs. New England (10/1)** Returned from a one-game absence (ankle) to start at right guard. Assisted the offense in compiling four drives of 10-plus plays, giving the Dallas offense a league-leading 16 on the season. On the day, the offense racked up 377 total net yards and 22 first downs, while holding the ball for 35:09.

**at San Francisco (10/8)** The offense, behind the offensive line, was limited to 197 total net yards, eight first downs and a 22:55 time of possession mark.

**at LA Chargers (10/16)** Helped an offense that posted 342 total net yards, a season-high 272 passing yards and 20 first downs.

**vs. LA Rams (10/29)** The team exploded for a season-high 43 points and 285 passing yards as part of 387 total net yards and 24 first downs. Behind the line's protection, Prescott threw for 304 yards and a season-best four touchdowns.

**at Philadelphia (11/5)** Helped block for an offense that accumulated a season-high 333 net passing yards and 406 total net yards (second-most this season). Prescott amassed a season-high 374 yards along with three touchdowns in the air behind the line's blocking.

**vs. N.Y. Giants (11/12)** In a historic performance, the offense produced 640 total net yards behind the guidance of the offensive line, the second-most yards gained in a single game in franchise history behind a 652-yard performance in 1966 against Philadelphia (10/9). The unit also tallied a season-best 472 net passing yards - second-most in a single game in franchise history - and 32 first downs - tied for the third-most in a single game in team history. For the first time in franchise history, the offense had two rushers over 50 rushing yards (Tony Pollard - 55; Rico Dowdle - 79) and multiple receivers over 150 receiving yards (Brandin Cooks - 173; and CeeDee Lamb - 151). The line did not allow a sack of a Cowboys quarterback for the second time this season as Prescott passed for a season-best 404 yards on 35 attempts and backup Cooper Rush threw for 68 yards on nine attempts.

**at Carolina (11/19)** Provided blocking for an offense that totaled 311 net yards, 23 first downs and 107 rushing yards, including a season-high tying four runs of 10-plus yards. The line did not allow a sack for the second straight game, the first time they haven't allowed sacks in back-to-back games since last season (at Minnesota, 11/20 - against N.Y. Giants, 11/24).

**vs. Washington (11/23)** The offense logged 431 total net yards (second-most of the season) and 21 first downs. Held a clean pocket for Prescott to pass for 331 yards and four touchdowns while not allowing a sack on 33 dropbacks - the fourth game this season the line did not allow a sack.

## 84 Sean McKeon, TE

Games/Starts: 2023-8/0 Career-44/3  
Playoffs: 2022-2/0 Career-3/0

Receiving					
Rec.	Yds.	Avg.	Lg	TD	
Last Game.....					
2023.....					
Career.....6	38	6.3	12	1	

Special Teams							
Solo	Asst	-	Tot	FF	FR	BP	BFG BXP
Last Game.....							
2023.....0	1	-	1				
Career.....1	3	-	4		1		

- Signed to the active roster on Oct. 12.

- Served as the special teams captain in Week 12.

**vs. New England (10/1)** Elevated from the practice squad to make his first appearance of the season on offense and special teams, recovering an fumble on offense.

**at San Francisco (10/8)** Elevated from the practice squad for the second straight week to play on offense and special teams.

**at LA Chargers (10/16), vs. LA Rams (10/29) and at Philadelphia (11/5)** Saw time on offense and special teams.

**vs. N.Y. Giants (11/12)** Assisted on a special teams tackle.

**at Carolina (11/19) and vs. Washington (11/23)** Played on offense and special teams.

## 24 Israel Mukuamu, S

Games/Starts: 2023-8/0 Career-27/3  
Playoffs: 2022-2/0 Career-2/0

Tackles			Sks/	Tkl/	QB	PBU	FF-FR
Solo	Asst	Tot	Yds	Loss	Prs		
Last Game.....1	0	-	1				
2023.....3	0	-	3			1	0-1
Career.....16	3	-	19		1	2	0-1

Interceptions					Fumble Recoveries				
No.	Yds.	Avg.	Lg	TD	No.	Yds.	Avg.	Lg	TD
Career.....1	0	0.0	0	0					

Solo			Special Teams		FR	BP	BFG	BXP
Solo	Asst	-	Tot	FF				
Last Game.....								
2023.....0	1	-	1					
Career.....2	1	-	3					

- Served as the special teams captain in Week 10.

**at N.Y. Giants (9/10)** Played on special teams and defense where he recovered his first career fumble.

**vs. N.Y. Jets (9/17)** Saw time on defense and special teams.

**at Arizona (9/24), vs. New England (10/1) and at San Francisco (10/8)** Inactive.

**at LA Chargers (10/16)** Played on special teams.

**vs. LA Rams (10/29)** Saw time on defense and special teams.

**at Philadelphia (11/5)** Assisted on a special teams tackle.

**vs. N.Y. Giants (11/12)** Tallied two tackles and a pass breakup - his first defensive statistics of the season - in his 25th career game.

**at Carolina (11/19)** Played on defense and special teams.

**vs. Washington (11/23)** Added a tackle on defense.

## 97 Osa Odighizuwa, DT

Games/Starts: 2023-11/11 Career-44/40  
Playoffs: 2022-2/2 Career-3/2

Tackles			Sks/	Tkl/	QB	PBU	FF-FR
Solo	Asst	Tot	Yds	Loss	Prs		
Last Game.....4	1	-	5	1(-2)	6		
2023.....19	19	-	38	3.0(-18)	27		
Career.....63	49	-	112	9.0(-65)	55		1-0

- Served as the defensive captain in Week 2.

**at N.Y. Giants (9/10)** Started the season opener and tallied a career-high 2.0 sacks - his first career game with 2.0-or-more sacks - along with four tackles and three quarterback pressures. His sacks contributed to a team seven sacks, second-most in a season opener in team history, trailing only the nine against Pittsburgh (9/4/94). Part of a defense whose 40-0 victory marked the largest shutout in Cowboys history and the largest shutout in a NFL season opener since 1999 when Pittsburgh defeated Cleveland 43-0.

**vs. N.Y. Jets (9/17)** Tallied two tackles, a sack and a hurry.

**at Arizona (9/24)** Contributed four tackles and a tackle for loss.

**vs. New England (10/1)** Added four stops.

**at San Francisco (10/8)** Logged four tackles and three hurries.

**at LA Chargers (10/16)** Set a career-high with seven tackles along with five quarterback pressures and a tackle for loss.

**vs. LA Rams (10/29)** Made three tackles to reach 100 for his career along with three quarterback pressures.

**at Philadelphia (11/5)** Totaled four stops and two hurries.

**vs. N.Y. Giants (11/12)** Notched a tackle, a tackle for loss and a hurry.

**at Carolina (11/19)** Added three pressures.

**vs. Washington (11/23)** Posted five tackles, a tackle for loss and a career-best six quarterback pressures.

## 11 Micah Parsons, LB

Games/Starts: 2023-11/11 Career-44/44  
Playoffs: 2022-2/2 Career-3/3

	Solo	Tackles	Asst	Tot	Sks/ Yds	Tkl/ Loss	QB Prs	PBU	FF-FR
Last Game	1	1	-	2	1.5(-11)		7		
2023	15	18	-	33	11.5(-95)	4(-9)	63	2	1-1
Career	101	50	-	151	38.0(-304)	21(-54)	174	8	7-4

	No.	Yds.	Avg.	Lg	TD	No.	Yds.	Avg.	Lg	TD
Last Game										
2023						1	0	0.0	0	0
Career						3	36	12.0	36t	1

- Served as the defensive captain in Week 6.
- Earned NFC Defensive Player of the Month (September) for the first time of his career, and joined Sean Lee as the only Cowboys linebackers to win the award. Finished the month of September with 10 tackles, 4.0 sacks, 15 quarterback hurries, a pass breakup, a forced fumble and a fumble recovery.
- Named NFC Defensive Player of the Week (Week 2) for the third time of his career after tallying 2.0 sacks, three tackles - two for loss - six quarterback hurries, a pass breakup, a forced fumble and a fumble recovery against the Jets.

**at N.Y. Giants (9/10)** Started at defensive end and posted two tackles, a sack and six quarterback pressures. His sack gave him 27.5 for his career - tied with Joey Bosa for the 10th-most in NFL history through a player's first 34 career games. His sack contributed to a team seven sacks, second-most in a season opener in team history, trailing only the nine against Pittsburgh (9/4/94). Part of a defense whose 40-0 victory marked the largest shutout in Cowboys history and the largest shutout in a NFL season opener since 1999 when Pittsburgh defeated Cleveland 43-0.

**vs. N.Y. Jets (9/17)** Compiled three tackles, two tackles for loss, 2.0 sacks, six quarterback hurries, a pass breakup, a forced fumble and a fumble recovery. His 10 career games with 2.0-or-more sacks tied Aldon Smith and Shawne Merriman for the most 2.0-sack games in a NFL player's first 35 career games. In total, his 29.5 career sacks are the eighth-most through a NFL player's first 35 career games, and he is the first player with 29.5 sacks through his first 35 games since Myles Garrett (30.5).

**at Arizona (9/24)** Posted five stops, a sack and three hurries. It was his third straight game with a sack, and he became the fifth Cowboy - sixth instance - to start the season with a three-game sack streak, joining DeMarcus Ware (2008 and 2011), Anthony Spencer (2011), DeMarcus Lawrence (2017) and Jason Hatcher (2013). Became the eighth NFL player - first Cowboy - since 1982 to surpass 30.0 sacks in his first 36 career games.

**vs. New England (10/1)** Notched a career-high nine quarterback pressures, two tackles and a tackle for loss.

**at San Francisco (10/8)** Logged six stops and two hurries.

**at LA Chargers (10/16)** Added a sack, eight hurries and a tackle.

**vs. LA Rams (10/29)** Tallied a tackle, a tackle for loss, a sack, seven hurries and a pass breakup.

**at Philadelphia (11/5)** Totaled a season-high seven tackles, 1.5 sacks and four hurries. It was his 11th career multi-sack game - most by any Cowboy in their first three seasons. It was his third straight game with a sack - his second such streak this season.

**vs. N.Y. Giants (11/12)** Contributed five quarterback pressures.

**at Carolina (11/19)** Posted four tackles, a career-high tying 2.5 sacks and eight quarterback pressures. The last Cowboy with more sacks in a game was DeMarcus Lawrence's 3.0 sacks in 2022 at the N.Y. Giants (9/26). Now has 10.0 sacks in 2023 and is the first player in franchise history with 10.0 sacks in each of his first three seasons. He is also the ninth NFL player since 1982 with 10-or-more sacks in each of his first three seasons - first since Shawne Merriman (2005-07). It marked his 12th career multi-sack game, tied with Merriman for the fourth-most multi-sack games through the first three seasons of an NFL career, since 1982. With 2.0 sacks in the first quarter, became the sixth Cowboy since 1982 with 2.0 sacks in the opening 15 minutes of a game. The last Cowboys player with 2.0 sacks in the opening quarter was Aldon Smith in 2020 against Seattle (9/27). His 36.5 career sacks are the seventh-most sacks in an NFL player's first 43 career games since sacks became official in 1982.

**vs. Washington (11/23)** Collected two tackles, 1.5 sacks and seven quarterback pressures. Recorded his 13th career multi-sack game, passing Merriman for the fourth-most multi-sack games through the first three seasons of an NFL career since 1982. Has 11.5 sacks in 2023 and is the third player since 1982 with 11.0 sacks in each of his first three seasons, joining Reggie White and Dwight Freeney.

## 20 Tony Pollard, RB

Games/Starts: 2023-11/11 Career 73/17  
Playoffs: 2022-2/0 Career-3/0

	Att.	Yds.	Avg.	Lg	TD	Rec.	Yds.	Avg.	Lg	TD
Last Game	13	79	6.1	27	1	6	24	4.0	10	0
2023	160	669	4.2	31	4	39	233	6.0	60	0
Career	670	3,285	4.9	58t	21	160	1,241	7.8	68t	5

	No.	Yds.	Avg.	Lg	TD
Career	63	1,500	23.8	100t	1

	Solo	Asst	Tot	FF	FR	BP	BFG	BXP
Career	7	0	7					

- Served as the offensive captain in Week 1.

**at N.Y. Giants (9/10)** Opened the season as the starting running back and rushed for 70 yards on 14 carries (5.0 avg.) and totaled two touchdowns on the ground, his fourth career game with multiple rushing touchdowns. Also became the 10th player in team history to rush for multiple touchdowns in a season opener, and the first since Marion Barber in 2008 (at Cleveland, 9/7).

**vs. N.Y. Jets (9/17)** Tallied a career-high 25 carries for 72 yards and caught seven passes for 37 yards for a career-high 32 total touches. Became the first Cowboys running back to carry the ball 25 times in a game since Ezekiel Elliott had 28 rushes at the N.Y. Jets (10/13/19). Totaled 109 scrimmage yards, his 13th career game with 100 scrimmage yards.

**at Arizona (9/24)** Carried the ball 23 times for 122 yards (5.3 avg.) - third-most rushing yards in a game of his career. It also marked his seventh career 100-yard rushing game and his first since he had 115 yards at Green Bay (11/13/22). Part of a rushing attack that accumulated a season-high 185 rushing yards and 12 rushing first downs - tied for the most rushing first downs in a game since Head Coach Mike McCarthy arrived in 2020 - against Carolina (10/3/21) and at Minnesota (11/20/22). Also had three receptions for -1 yard to tally 121 scrimmage yards, his 14th career game with 100 scrimmage yards.

**vs. New England (10/1)** Added 47 yards on 11 rushes and 13 yards on three catches.

**at San Francisco (10/8)** Rushed eight times for 29 yards and caught four passes for 35 yards, including a season-long catch of 26 yards.

**at LA Chargers (10/16)** Finished with 110 scrimmage yards (30 rushing; 80 receiving), his third game this season - 15th of his career - with 100-plus scrimmage yards. Had a 60-yard reception - second-longest catch of his career - as part of his six receptions (tied the second-most in his career) for 80 receiving yards (second).

**vs. LA Rams (10/29)** Tallied 53 yards on 12 rushes and two yards on one reception. Became the 12th player in franchise history to reach 3,000 career rushing yards (3,039).

**at Philadelphia (11/5)** Ran 12 times for 51 yards and caught three passes for 12 yards.

**vs. N.Y. Giants (11/12)** Totaled 55 yards on 15 carries. Part of an offense that produced two rushers over 50 rushing yards (Pollard - 55; Rico Dowdle - 79) and multiple receivers over 150 receiving yards (Brandin Cooks - 173; CeeDee Lamb - 151) for the first time in franchise history.

**at Carolina (11/19)** Had 12 carries for 61 yards (5.1 avg.) with a touchdown, his third touchdown in 2023 and 20th career rushing score. Averaged 5.1 yards-per-carry, his second-highest rushing average this season, trailing 5.3 yards-per-carry at Arizona (9/24).

**vs. Washington (11/23)** Recorded 13 carries for 79 yards (6.1 avg.) and a touchdown while catching six passes for 24 yards, his fourth game with 100 scrimmage yards in 2023 and 16 for his career. His 6.1 yards-per-carry were a season-high and his most since a 7.6 rushing average against Indianapolis (12/4) in 2022.



## 4 Dak Prescott, QB

Games/Starts: 2023-11/11 Career-108/108  
Playoffs: 2022-2/2 Career-6/6

	Att	Com	Yds	Pct	Yds/Att	TD	Int	Lng	Sk/Yds	Rtg
Last Game.....	32	22	331	68.8	10.3	4	0	35	0/0	142.1
2023.....	370	259	2,935	70.0	7.9	23	6	60	22/155	107.4
Career.....	3,653	2,444	27,878	66.9	7.6	189	71	90t	218/1,317	98.8

	Att	Yds	Avg	Lg	TD	Rec	Yds	Avg	Lg	TD
Last Game.....	1	10	10.0	10	0					
2023.....	34	151	4.4	18t	2					
Career.....	386	1,793	4.6	42	28	1	11	11.0	11t	1

- Served as the offensive captain in Week 5.

**at N.Y. Giants (9/10)** Opened the season 13-of-24 (54.2) for 143 yards with no touchdowns and no interceptions. Also added one rush for six yards. Won his 11th consecutive start against the New York Giants, tying Roger Staubach with the longest win streak against the Giants since 1950. Also improved his career record against the NFC East to 28-7, and in total, his 62 career wins tied Danny White for the fourth-most wins among Cowboys quarterbacks. Eclipsed 25,000 career passing yards (25,086), joining Aaron Rodgers as the only two players in NFL history to amass 25,000 passing yards and 1,500 rushing yards in their first 100 career games.

**vs. N.Y. Jets (9/17)** Completed 31-of-38 passes (81.6%) for 255 yards, two touchdowns and no interceptions. Has now thrown a touchdown pass against 30 of the 31 opposing NFL teams. Also totaled a 112.2 passer rating, his 51st career game with a passer rating of 100.0-or-better. His 81.6 completion percentage was the sixth-highest of his career and his highest completion rate since last season at Minnesota (11/20 88.0%). Was his 63rd career win as the starting quarterback to break a tie with Danny White (62) for the fourth-most all-time wins among Cowboys quarterbacks.

**at Arizona (9/24)** Played and started in his 100th career game as he passed for 249 yards with one touchdown and an interception on 25-of-40 passes (62.5%). With 25 completions, he (2,254) surpassed Jared Goff and Matt Ryan for the third-most completions in a player's first 100 career games, and his 25,590 career passing yards are the eighth-most passing yards by a player in his first 100 career games in NFL history.

**vs. New England (10/1)** Connected on 28-of-34 passes for 261 yards with one touchdown and no interceptions. His 82.4 completion percentage was a season-high and the sixth-highest of his career. Also finished with a 108.5 passer rating, his second game this season with a 100.0 rating and the 52nd of his career, which is the second-most 100.0 rating games in a NFL quarterback's first eight seasons (Russell Wilson, 65).

**at San Francisco (10/8)** Held to 153 yards on 14-of-24 passes with one touchdown and three interceptions. Also rushed once for two yards.

**at LA Chargers (10/16)** Threw for 272 yards - including a season-long pass of 60 yards - on 21-of-30 passes with one touchdown. Also led the team with a season-high 40 yards on seven carries and a touchdown. His rushing touchdown was an 18-yard rush that marked the longest rushing score of his career and the longest by a Cowboys quarterback since Jon Kitna had a 29-yard touchdown run in 2010 against Detroit (11/21). It also marked his 27th career rushing score and his first since 2022 against Chicago (10/30). His 40 rushing yards were the sixth-most in a game of his career, and his seven rushing attempts were the most since 2021 at Washington (12/12). After throwing a touchdown, he has now thrown a touchdown against all 31 NFL opponents. Improved his career record to 5-1 on Monday Night Football. Orchestrated a 14-play, 54-yard drive that resulted in a field goal to take a 20-17 lead in the fourth quarter. Dallas held on to win, giving him his 20th game-winning drive, tied with Ben Roethlisberger and Ryan Tannehill for the fifth-most game-winning drives since 2016, and his 20 game-winning drives are second in team history behind Romo (24). His 9.07 yards-per-attempt was his highest mark of the season and the most since averaging 9.91 yards-per-attempt in 2022 against Philadelphia (12/24).

**vs. LA Rams (10/29)** Completed 25-of-31 passes for 304 yards, four touchdowns and one interception. His four passing touchdowns marked his eighth career game with four scores through the air, tying White for second in Cowboys history, and it was the first time he accomplished this feat since throwing four touchdowns in the season finale at Philadelphia (1/8/22). His 80.6% completion rate was his third game of the season with a completion percentage of 80.0%-or-higher, most in the NFL. Now has six career games with 300 yards and four passing touchdowns, tied with Romo for the most such games in team history. It was his first 300-yard passing performance of the season and the 22nd of his career, second in

team history behind Romo (46). His 133.7 passer rating was his highest rating of the season and the highest since a 139.3 passer rating at Minnesota (11/20/22). His 9.81 yards-per-attempt was his highest mark of the season.

**at Philadelphia (11/5)** Connected on 29-of-44 passes for a season-high 374 yards and three touchdowns. His 374 passing yards were his most in a non-overtime game since throwing for 403 yards at Tampa Bay (9/9/21). Has seven touchdown passes in the last two games, the most touchdowns in a two-game span since he threw eight scores in the last two games of the 2021 season (against Arizona, 1/2/22 and at Philadelphia, 1/8/22). It was his 32nd career game with three-or-more touchdowns, and he has recorded three-or-more touchdown passes in four straight games against Philadelphia. With a 115.2 passer rating, he has recorded a 100.0 passer rating-or-better in three consecutive games, the first time since in 2021 (against Washington, 12/26 - at Philadelphia, 1/8/22). Recorded his 55th career game with a 100.0 passer rating-or-better, second in Cowboys history behind Romo (67).

**vs. N.Y. Giants (11/12)** Threw for a season-high 404 yards on 26-of-35 passes (74.3%) with four touchdowns to one interception. Also rushed twice for 17 yards and a score. Notched his 10th career 400-yard game, tied with Dan Marino and Patrick Mahomes for the most 400-yard passing games in a player's first eight seasons. His 10 400-yard games are also the most in franchise history. Was his first 400-yard passing game since a 445-yard performance in 2021 at New England (10/17). In his last three games, he has completed 72.7% of his passes for 1,082 yards and 11 touchdowns to become the 11th player since the NFL merger to pass for at least 1,000 yards, 10-plus touchdowns, complete at least 70% of his passes and throw two-or-fewer interceptions in a three-game span. Has thrown for 300 yards and three touchdowns in three consecutive games to establish a franchise record. His 138.3 passer rating was a season-high, and he has recorded a 100.0 rating-or-better in four consecutive games. The last time he had a 100.0 rating in four straight games was in 2021. Was his 33rd career game with three-or-more touchdown passes, tying Brett Favre for the fourth-most such games by a player in his first eight seasons in NFL history. Has now won his last 12 starts against the Giants, passing Staubach for the longest win streak by any NFL quarterback against the Giants since 1950. Was his third career game with 400 passing yards and four touchdowns, a franchise record and tied for the eighth-most such games in NFL history.

**at Carolina (11/19)** On 25-of-38 passes, threw for 189 yards and two touchdowns. Also rushed twice for six yards. Was his 57th career multi-passing touchdown game, and has thrown for two-or-more touchdowns in four consecutive games.

**vs. Washington (11/23)** Connected on 22-of-32 passes for 331 yards and four touchdowns, his eighth career game with 300 passing yards and four touchdowns, the most by a Cowboys quarterback all-time. It was his 10th career game with four-plus passing touchdowns, tying Romo for the most in franchise history. Now has 1,985 career passing yards on Thanksgiving Day - fourth in NFL history on the holiday. It was his 34th career game with three-or-more touchdown passes, passing Brett Favre for the fourth-most such games by a player in his first eight seasons in NFL history. Notched his fourth 300-yard passing game in 2023 and the 25th of his career, second in franchise history behind Romo (46). His 142.1 passer rating was a season-high and the highest since his 151.8 rating in the 2021 season finale at Philadelphia (1/8/22). Improved to 30-8 in his career against NFC East foes, the second-most wins against his division since 2016. Only Tom Brady, with 31 victories against his division, has more. Upped his career record as the Dallas Cowboys starting quarterback to 69-39, as his 69 wins passed Aaron Rodgers for the third-most by any quarterback since 2016, trailing Brady (79) and Mahomes (71). Had five completions of 25-plus yards, the second-most this season behind his eight 25-plus yard completions against the N.Y. Giants (11/12).



## 27 Sheldrick Redwine, DB

Games/Starts: 2023-1/0 Career-31/8  
Playoffs: 2022-0/0 Career-0/0

	Solo	Tackles	Asst –	Tot	Sks/ Yds	Tkl/ Loss	QB Prs	PBU	FF-FR
Last Game.....									
2023.....									
Career.....	42	19	–	61	0.5(-6)		1	3	

	Solo	Special Teams	Asst –	Tot	FF	FR	BP	BFG	BXP
Last Game.....									
2023.....									
Career.....	10	6	–	16					

vs. Washington (11/23) Elevated from the practice squad to make his Cowboys debut on defense and special teams.

## 76 Asim Richards, T

Games/Starts: 2023-6/0 Career-6/0

at N.Y. Giants (9/10) Made his NFL debut late in the second half on offense.  
vs. N.Y. Jets (9/17) Played on offense and special teams.

at Arizona (9/24) Saw time on special teams.

vs. New England (10/1) Played on offense and special teams.

at San Francisco (10/8) and at LA Chargers (10/16) Inactive.

vs. LA Rams (10/29) Played on offense and special teams. Was called into action at left tackle early in the fourth quarter after Chuma Edoga left the game due to injury (ankle).

at Philadelphia (11/5) Played on special teams.

vs. N.Y. Giants (11/12), at Carolina (11/19) and vs. Washington (11/23) Inactive.

## 10 Cooper Rush, QB

Games/Starts: 2023-6/0 Career-25/6  
Playoffs: 2022-0/0 Career-0/0

	Att	Com	Yds	Pct	Passing Yds/Att TD	Int	Lng	Sk/Yds	Rtng
Last Game.....					DID NOT PLAY				
2023.....	20	15	114	75.0	5.7 0	1	29	1/8	67.5
Career.....	232	140	1,589	60.3	6.8 8	5	73t	11/76	83.4

	Att.	Yds.	Avg.	Lg	TD	Rec.	Receiving Yds. Avg. Lg TD
Last Game.....							
2023.....	12	-5	-0.4	6	0		
Career.....	32	6	0.2	15	0		

at N.Y. Giants (9/10) Entered the game in the fourth quarter with the score well in hand and attempted one pass that was incomplete.  
vs. N.Y. Jets (9/17) and at Arizona (9/24) Did not play.

vs. New England (10/1) Saw action at quarterback late in the fourth quarter and completed both of his passes for 20 yards and lost two yards on three carries.

at San Francisco (10/8) Played in the fourth quarter and completed both passes for eight yards and rushed once for a loss of two yards.  
at LA Chargers (10/16) Did not play.

vs. LA Rams (10/29) Entered the game in the fourth quarter and connected on two-of-three passes for three yards. Also lost three yards on three kneeldowns.

at Philadelphia (11/5) Did not play.

vs. N.Y. Giants (11/12) Played in the fourth quarter and threw for 68 yards on seven-of-nine passes and an interception. Also rushed twice for five yards.

at Carolina (11/19) Appeared in his 25th career game late in the fourth quarter and was two-of-three on his throws for 15 yards. Also lost three yards on three kneeldowns to end the game.

vs. Washington (11/23) Did not play.

## 86 Luke Schoonmaker, TE

Games/Starts: 2023-11/0 Career-11/0

	Rec.	Yds.	Avg.	Lg	TD
Last Game.....	1	12	12.0	12	0
2023.....	5	37	7.4	18t	2

at N.Y. Giants (9/10) Made his NFL debut on offense and special teams.  
vs. N.Y. Jets (9/17) Scored his first career touchdown on his first ca-

reer reception - a one-yard catch in the second quarter. Became the fifth Cowboy since 1990 to score on his first career catch, joining Tony Curtis (2007), Ventell Bryant (2019), Dak Prescott (2020) and Terence Steele (2021).

at Arizona (9/24), vs. New England (10/1), at San Francisco (10/8) and at LA Chargers (10/16) Saw time on offense and special teams.

vs. LA Rams (10/29) Caught one pass for 13 yards.

at Philadelphia (11/5) Made one reception for zero yards.

vs. N.Y. Giants (11/12) Played on offense and special teams.

at Carolina (11/19) Reeled in two receptions for 23 yards, including an 18-yard touchdown pass in the first quarter, his second touchdown reception in 2023. Became the eighth rookie tight end in franchise history with two receiving touchdowns in a season.

vs. Washington (11/23) Hauled in a 12-yard pass.

## 37 Eric Scott, CB

Games/Starts: 2023-0/0 Career-0/0

	Solo	Tackles	Asst –	Tot	Sks/ Yds	Tkl/ Loss	QB Prs	PBU	FF-FR
Last Game.....									
2023.....									
Career.....									

at N.Y. Giants (9/10), vs. N.Y. Jets (9/17), at Arizona (9/24), vs. New England (10/1), at San Francisco (10/8), at LA Chargers (10/16), vs. LA Rams (10/29), at Philadelphia (11/5) and vs. N.Y. Giants (11/12), at Carolina (11/19) and vs. Washington (11/23) Inactive.

## 44 Trent Sieg, LS

Games/Starts: 2023-11/0 Career-91/0  
Playoffs: 2022-0/0 Career-1/0

	Solo	Asst –	Special Teams Tot	FF	FR	BP	BFG	BXP
Last Game.....	0	1	–	1				
2023.....	1	1	–	2				
Career.....	3	3	–	6				

• Served as the special teams captain in Week 8.

at N.Y. Giants (9/10) Made his Cowboys debut while contributing clean snaps on five extra points, three punts and two field goals.

vs. N.Y. Jets (9/17) Snapped cleanly on five field goals, three punts and an extra point.

at Arizona (9/24) Provided clean snaps for three field goals, two punts and an extra point.

vs. New England (10/1) Cleanly snapped on three field goals, three extra points, two punts and a successful two-point conversion on a fake PAT.

at San Francisco (10/8) Made his first special teams tackle of the season along with clean snaps on five punts, a field goal and an extra point.

at LA Chargers (10/16) Snapped cleanly on four punts, two field goals and two extra points.

vs. LA Rams (10/29) Provided clean snaps on five PATs, two field goals and two punts.

at Philadelphia (11/5) Added clean snaps on two punts, two extra points and a field goal.

vs. N.Y. Giants (11/12) Cleanly snapped on a season-high seven extra points and two punts.

at Carolina (11/19) Successfully snapped cleanly on four extra points, three punts and two field goals.

vs. Washington (11/23) Had clean snaps on five extra points, three punts and a field goal while also adding a special teams tackle.

## 58 Mazi Smith, DT

Games/Starts: 2023-11/0 Career-11/0

	Solo	Tackles	Asst –	Tot	Sks/ Yds	Tkl/ Loss	QB Prs	PBU	FF-FR
Last Game.....	1	1	–	2			1		
2023.....	7	6	–	13		2(-5)	5		

at N.Y. Giants (9/10) In his NFL debut, posted two tackles, a tackle for loss and a quarterback pressure - the first stats of his career. Part of a defense whose 40-0 victory marked the largest shutout in Cowboys history and the largest shutout in a NFL season opener since 1999 when Pittsburgh defeated Cleveland 43-0.

vs. N.Y. Jets (9/17) Played on the defensive line.

at Arizona (9/24) and vs. New England (10/1) Assisted on a tackle.

at San Francisco (10/8) Added a tackle.

Mazi Smith, cont.

**at LA Chargers (10/16)** Assisted on a tackle.

**vs. LA Rams (10/29)** Made one stop.

**at Philadelphia (11/5)** Saw time on defense.

**vs. N.Y. Giants (11/12)** Logged a season-best three tackles, a tackle for loss and a quarterback pressure.

**at Carolina (11/19)** Notched a tackle and a season-high two hurries.

**vs. Washington (11/23)** Posted two tackles and a hurry.

## 73 Tyler Smith, G/T

Games/Starts: 2023-9/9

Career-26/26

Playoffs: 2022-2/2

Career-2/2

• Served as the offensive captain in Week 10.

**at N.Y. Giants (9/10)** and **vs. N.Y. Jets (9/17)** Inactive/Injured-Hamstring.  
**at Arizona (9/24)** Made his season debut at left guard and blocked for an offense that accumulated a season-high 416 total net yards and 185 rushing yards. The offense also notched 26 first downs, including a season-best 12 rushing first downs that tied the most rushing first downs in a game since Head Coach Mike McCarthy arrived in 2020 - against Carolina (10/3/21) and at Minnesota (11/20/22).

**vs. New England (10/1)** Assisted the offense in compiling four drives of 10-plus plays, giving the Dallas offense a league-leading 16 on the season. On the day, the offense racked up 377 total net yards and 22 first downs, while holding the ball for 35:09.

**at San Francisco (10/8)** The offense was limited to 197 total net yards, eight first downs and a 22:55 time of possession mark.

**at LA Chargers (10/16)** Helped an offense that posted 342 total net yards, a season-high 272 passing yards and 20 first downs.

**vs. LA Rams (10/29)** The team exploded for a season-high 43 points and 285 passing yards as part of 387 total net yards and 24 first downs. Behind the line's protection, Prescott threw for 304 yards and a season-best four touchdowns.

**at Philadelphia (11/5)** Helped block for an offense that accumulated a season-high 333 net passing yards and 406 total net yards (second-most this season). Prescott amassed a season-high 374 yards along with three touchdowns in the air behind the line's blocking.

**vs. N.Y. Giants (11/12)** In a historic performance, the offense produced 640 total net yards behind the guidance of the offensive line, the second-most yards gained in a single game in franchise history behind a 652-yard performance in 1966 against Philadelphia (10/9). The unit also tallied a season-best 472 net passing yards - second-most in a single game in franchise history - and 32 first downs - tied for the third-most in a single game in team history. For the first time in franchise history, the offense had two rushers over 50 rushing yards (Tony Pollard - 55; Rico Dowdle - 79) and multiple receivers over 150 receiving yards (Brandin Cooks - 173; and CeeDee Lamb - 151). The line did not allow a sack of a Cowboys quarterback for the second time this season as Prescott passed for a season-best 404 yards on 35 attempts and backup Cooper Rush threw for 68 yards on nine attempts.

**at Carolina (11/19)** Played and started in his 25th career game and provided blocking for an offense that totaled 311 net yards, 23 first downs and 107 rushing yards, including a season-high tying four runs of 10-plus yards. The line did not allow a sack for the second straight game, the first time they haven't allowed sacks in back-to-back games since last season (at Minnesota, 11/20 - against N.Y. Giants, 11/24).

**vs. Washington (11/23)** The offense logged 431 total net yards (second-most of the season) and 21 first downs. Held a clean pocket for Prescott to pass for 331 yards and four touchdowns while not allowing a sack on 33 dropbacks - the fourth game this season the line did not allow a sack.

## 77 Tyron Smith, T

Games/Starts: 2023-8/8

Career-156/156

Playoffs: 2022-2/2

Career-8/8

• Served as the offensive captain in Week 3.

**at N.Y. Giants (9/10)** Started the season opener at left tackle and blocked for an offense that generated 265 total net yards, including 122 yards on the ground highlighted by 70 yards and two rushing scores by Tony Pollard. The offensive line also did not allow a sack of Dak Prescott during 24 dropbacks as he passed for 143 yards.

**vs. N.Y. Jets (9/17)** Played and started in his 150th career game. Part of an offense that commanded the time of possession with a mark of 42:15, the second-highest amount for a non-overtime, regular season game in franchise history. Collectively, the offense compiled 382 total net yards and 26 first downs.

**at Arizona (9/24)** Active but did not play (knee).

**vs. New England (10/1)** Inactive/Injured-Knee.

**at San Francisco (10/8)** Returned to start at left tackle as the of-

fense, behind the offensive line, was limited to 197 total net yards, eight first downs and a 22:55 time of possession mark.

**at LA Chargers (10/16)** Helped an offense that posted 342 total net yards, a season-high 272 passing yards and 20 first downs.

**vs. LA Rams (10/29)** Inactive/Injured-Neck.

**at Philadelphia (11/5)** Returned to the starting lineup and helped block for an offense that accumulated a season-high 333 net passing yards and 406 total net yards (second-most this season). Prescott amassed a season-high 374 yards along with three touchdowns in the air behind the line's blocking.

**vs. N.Y. Giants (11/12)** In a historic performance, the offense produced 640 total net yards behind the guidance of the offensive line, the second-most yards gained in a single game in franchise history behind a 652-yard performance in 1966 against Philadelphia (10/9). The unit also tallied a season-best 472 net passing yards - second-most in a single game in franchise history - and 32 first downs - tied for the third-most in a single game in team history. For the first time in franchise history, the offense had two rushers over 50 rushing yards (Tony Pollard - 55; Rico Dowdle - 79) and multiple receivers over 150 receiving yards (Brandin Cooks - 173; and CeeDee Lamb - 151). The line did not allow a sack of a Cowboys quarterback for the second time this season as Prescott passed for a season-best 404 yards on 35 attempts and backup Cooper Rush threw for 68 yards on nine attempts.

**at Carolina (11/19)** Provided blocking for an offense that totaled 311 net yards, 23 first downs and 107 rushing yards, including a season-high tying four runs of 10-plus yards. The line did not allow a sack for the second straight game, the first time they haven't allowed sacks in back-to-back games since last season (at Minnesota, 11/20 - against N.Y. Giants, 11/24).

**vs. Washington (11/23)** The offense logged 431 total net yards (second-most of the season) and 21 first downs. Held a clean pocket for Prescott to pass for 331 yards and four touchdowns while not allowing a sack on 33 dropbacks - the fourth game this season the line did not allow a sack.

## 78 Terence Steele, T

Games/Starts: 2023-11/11

Career-56/51

Playoffs: 2022-0/0

Career-1/0

**at N.Y. Giants (9/10)** Started the season opener at right tackle and blocked for an offense that generated 265 total net yards, including 122 yards on the ground highlighted by 70 yards and two rushing scores by Tony Pollard. The offensive line also did not allow a sack of Dak Prescott during 24 dropbacks as he passed for 143 yards.

**vs. N.Y. Jets (9/17)** Part of an offense that commanded the time of possession with a mark of 42:15, the second-highest amount for a non-overtime, regular season game in franchise history. Collectively, the offense compiled 382 total net yards and 26 first downs.

**at Arizona (9/24)** Blocked for an offense that accumulated a season-high 416 total net yards and 185 rushing yards. The offense also notched 26 first downs, including a season-best 12 rushing first downs that tied the most rushing first downs in a game since Head Coach Mike McCarthy arrived in 2020 - against Carolina (10/3/21) and at Minnesota (11/20/22).

**vs. New England (10/1)** Assisted the offense in compiling four drives of 10-plus plays, giving the Dallas offense a league-leading 16 on the season. On the day, the offense racked up 377 total net yards and 22 first downs, while holding the ball for 35:09.

**at San Francisco (10/8)** Played in his 50th career game as the offense, behind the offensive line, was limited to 197 total net yards, eight first downs and a 22:55 time of possession mark.

**at LA Chargers (10/16)** Helped an offense that posted 342 total net yards, a season-high 272 passing yards and 20 first downs.

**vs. LA Rams (10/29)** The team exploded for a season-high 43 points and 285 passing yards as part of 387 total net yards and 24 first downs. Behind the line's protection, Prescott threw for 304 yards and a season-best four touchdowns.

**at Philadelphia (11/5)** Helped block for an offense that accumulated a season-high 333 net passing yards and 406 total net yards (second-most this season). Prescott amassed a season-high 374 yards along with three touchdowns in the air behind the line's blocking.

**vs. N.Y. Giants (11/12)** In a historic performance, the offense produced 640 total net yards behind the guidance of the offensive line, the second-most yards gained in a single game in franchise history behind a 652-yard performance in 1966 against Philadelphia (10/9). The unit also tallied a season-best 472 net passing yards - second-most in a single game in franchise history - and 32 first downs - tied for the third-most in a single game in team history. For the first time in franchise history, the offense had two rushers over 50 rushing yards (Tony Pollard - 55; Rico Dowdle - 79) and multiple receivers over 150 receiving yards (Brandin Cooks - 173; and CeeDee Lamb



Terence Steele, cont.

- 151). The line did not allow a sack of a Cowboys quarterback for the second time this season as Prescott passed for a season-best 404 yards on 35 attempts and backup Cooper Rush threw for 68 yards on nine attempts.

**at Carolina (11/19)** Started his 50th career game and provided blocking for an offense that totaled 311 net yards, 23 first downs and 107 rushing yards, including a season-high tying four runs of 10-plus yards. The line did not allow a sack for the second straight game, the first time they haven't allowed sacks in back-to-back games since last season (at Minnesota, 11/20 - against N.Y. Giants, 11/24).

**vs. Washington (11/23)** The offense logged 431 total net yards (second-most of the season) and 21 first downs. Held a clean pocket for Prescott to pass for 331 yards and four touchdowns while not allowing a sack on 33 dropbacks - the fourth game this season the line did not allow a sack.

## 30 Juanyeh Thomas, S

Games/Starts: 2023-10/1 Career-10/1  
Playoffs: 2022-0/0 Career-0/0

	Solo	Tackles Asst - Tot	Sks/ Yds	Tkl/ Loss	QB Prs	PBU	FF-FR
Last Game	3	0 - 3				1	
2023	10	3 - 13			1	3	
Career	10	3 - 13			1	3	

	Solo	Special Teams Asst - Tot	FF	FR	BP	BFG	BXP
Last Game							
2023						1	
Career						1	

- Served as the special teams captain in Week 2.

**at N.Y. Giants (9/10)** Started his first career game when the team started in a three-safety set and logged two tackles, a quarterback pressure and a pass breakup - all the first stats of his career. Also blocked his first career field goal that was returned 58 yards for a touchdown by Noah Igbinoghene on New York's first offensive drive. Part of a defense whose 40-0 victory marked the largest shutout in Cowboys history and the largest shutout in a NFL season opener since 1999 when Pittsburgh defeated Cleveland 43-0.

**vs. N.Y. Jets (9/17)** Added a tackle on defense.

**at Arizona (9/24)** Played on special teams.

**vs. New England (10/1)** Posted two stops on defense.

**at San Francisco (10/8)** Played on defense and special teams.

**at LA Chargers (10/16)** Inactive/Injured-Hamstring.

**vs. LA Rams (10/29)** Saw time on defense and special teams.

**at Philadelphia (11/5)** Played on special teams.

**vs. N.Y. Giants (11/12)** Logged a tackle and a pass breakup on defense.

**at Carolina (11/19)** Talled a season-best four tackles.

**vs. Washington (11/23)** Notched three tackles and a pass breakup.

## 18 Jalen Tolbert, WR

Games/Starts: 2023-11/4 Career-19/5  
Playoffs: 2022-0/0 Career-0/0

	Rec.	Yds.	Avg.	Lg	TD
Last Game	2	49	24.5	31	0
2023	16	183	11.4	32	1
Career	18	195	10.8	32	1

	Solo	Special Teams Asst - Tot	FF	FR	BP	BFG	BXP
Last Game							
2023	2	0 - 2					
Career	2	0 - 2					

**at N.Y. Giants (9/10)** Played on offense and special teams in the season opener, and made his first career tackle on special teams.

**vs. N.Y. Jets (9/17)** Made his second career start and caught three passes for 18 yards.

**at Arizona (9/24)** Saw time on offense and special teams.

**vs. New England (10/1)** Recorded career-highs in receptions (four), receiving yards (53) and long catch (18). Also made a tackle on special teams.

**at San Francisco (10/8)** Made his second start of the season - third of his career - when the offense began the game in a four wide receiver set. Also saw action on special teams.

**at LA Chargers (10/16)** and **vs. LA Rams (10/29)** Played on offense and special teams.

**at Philadelphia (11/5)** In his third start of the season, caught three passes for 49 yards - including a career-long catch of 32 yards - and

his first career receiving touchdown in the fourth quarter.

**vs. N.Y. Giants (11/12)** Caught two passes for two yards.

**at Carolina (11/19)** Made two receptions for 12 yards.

**vs. Washington (11/23)** Collected two passes for 49 yards, including a long reception of 31 yards.

## 9 KaVontae Turpin, WR

Games/Starts: 2023-10/0 Career-27/0  
Playoffs: 2022-2/0 Career-2/0

	Rec.	Yds.	Avg.	Lg	TD	Att.	Yds.	Avg.	Lg	TD
Last Game	1	34	34.0	34t	1					
2023	10	113	11.3	34t	3	8	79	9.8	46	1
Career	11	122	11.1	34t	3	11	96	8.7	46	1

	No.	Yds.	Avg.	FC	Lg	TD	No.	Yds.	Avg.	Lg	TD
Last Game	1	5	5.0	2	5	0					
2023	11	73	6.6	17	15	0	6	190	31.7	63	0
Career	40	376	9.4	43	52	0	27	698	25.9	63	0

	Solo	Special Teams Asst - Tot	FF	FR	BP	BFG	BXP
Career	1	0 - 1					

**at N.Y. Giants (9/10)** In the season opener on offense had two receptions for 11 yards and rushed three times for 14 yards and his first career touchdown. Also returned two punts for 17 yards.

**vs. N.Y. Jets (9/17)** Caught one pass for nine yards and rushed twice for six yards on offense. Also fair caught four punts on special teams.

**at Arizona (9/24)** Had one punt return for no yards and one fair catch.

**vs. New England (10/1)** Talled one run for 46 yards, one catch for five yards and returned two punts 13 yards. His 46-yard run in the fourth quarter was the longest of his career and the longest run from scrimmage for the Cowboys in 2023.

**at San Francisco (10/8)** Hauled in his first career receiving touchdown on a 26-yard reception in the second quarter. Also returned his first two kickoffs of the season for 33 yards and fair caught a punt before leaving the game with an ankle injury.

**at LA Chargers (10/16)** Had one punt return for 15 yards with two fair catches and one kickoff returned 21 yards.

**vs. LA Rams (10/29)** Collected one reception for 13 yards on offense, then returned two kickoffs a season-high 88 yards, including a career-high tying 63-yard return.

**at Philadelphia (11/5)** Played in his 25th career game, and caught a five-yard touchdown pass and rushed once for no gain on offense. On special teams, returned two punts 23 yards and returned a kickoff 48 yards, his second-longest kickoff return this season. Briefly left the game (ribs) in the first quarter, but returned.

**vs. N.Y. Giants (11/12)** Inactive/Injured-Shoulder.

**at Carolina (11/19)** On offense, caught two passes for 10 yards and rushed once for 13 yards. Also fair caught four punts on special teams.

**vs. Washington (11/23)** Hauled in one catch for a career-long 34-yard touchdown on offense and returned one punt five yards on special teams.

## 55 Leighton Vander Esch, LB

Games/Starts: 2023-5/5 Career-71/65  
Playoffs: 2022-2/2 Career-5/5

	Solo	Tackles Asst - Tot	Sks/ Yds	Tkl/ Loss	QB Prs	PBU	FF-FR
Last Game							
2022	18	17 - 35		1(-2)	2		0-1
Career	372	185 - 557	3.5(-23)	13(-27)	18	13	3-1

	No.	Yds.	Avg.	Lg	TD	No.	Yds.	Avg.	Lg	TD
Last Week										
2023						1	11	11.0	11t	1
Career	3	63	21.0	28t	0	1	11	11.0	11t	1

	Solo	Special Teams Asst - Tot	FF	FR	BP	BFG	BXP
Career	1	2 - 3					

- Placed on Reserve/Injured on Oct. 16 with a neck injury.

- Served as the defensive captain in Week 3.

**at N.Y. Giants (9/10)** Logged six tackles and two hurries. Part of a defense whose 40-0 victory marked the largest shutout in Cowboys history and the largest shutout in a NFL season opener since 1999 when Pittsburgh defeated Cleveland 43-0.

Leighton Vander Esch, cont.

vs. N.Y. Jets (9/17) Posted four stops.

at Arizona (9/24) Made six tackles.

vs. New England (10/1) Led the defense with seven tackles and returned his first career fumble 11 yards in the second quarter for his first career touchdown.

at San Francisco (10/8) Led the defense with a season-high 12 tackles while also making a tackle for loss - his first of the season. Left the game in the fourth quarter with a neck injury and did not return.

## 42 Deuce Vaughn, RB

Games/Starts: 2023-6/0 Career-6/0

	Att.	Rushing				TD	Rec.	Receiving				TD
		Yds.	Avg.	Lg				Yds.	Avg.	Lg		
Last Game.....												
2023.....	20	40	2.0	13	0	5	19	3.8	11	0		

	No.	Punt Returns				TD	No.	Kickoff Returns				TD
		Yds.	Avg.	FC	Lg			Yds.	Avg.	Lg		
Last Game.....												
2023.....	4	19	4.8	1	11	0						

at N.Y. Giants (9/10) Made his NFL debut on special teams and on offense, where he carried the ball six times for eight yards - his first career stats - in the fourth quarter.

vs. N.Y. Jets (9/17) Recorded his first career receptions - three for 16 yards - while also adding three runs for 16 yards.

at Arizona (9/24) Played on special teams.

vs. New England (10/1) Rushed eight times for nine yards and caught one pass for two yards.

at San Francisco (10/8) Had three carries for seven yards and caught one pass for a yard. Also recorded his first career punt return for 10 yards.

at LA Chargers (10/16), vs. LA Rams (10/29) and at Philadelphia (11/5) Inactive.

vs. N.Y. Giants (11/12) Lost two yards on one carry and caught one pass for 11 yards on offense. Returned a season-high three punts nine yards including a season-long return of 11 yards.

at Carolina (11/19) and vs. Washington (11/23) Inactive.

## 91 Tyrus Wheat, LB

Games/Starts: 2023-6/0 Career-6/0

	Solo	Tackles		Tot	Sks/ Yds	Tkl/ Loss	QB Prs	PBU	FF-FR
		Asst	-						
Last Game.....	1	0	-	1					
2023.....	2	0	-	2					

• Signed to the active roster from the practice squad on Oct. 16.

at LA Chargers (10/16) Made his NFL debut and notched his first career tackle on defense.

vs. LA Rams (10/29) Played on defense and special teams.

at Philadelphia (11/5) Saw time on special teams.

vs. N.Y. Giants (11/12) Played on defense and special teams.

at Carolina (11/19) Saw time on special teams.

vs. Washington (11/23) Notched a tackle on defense.

## 54 Sam Williams, DE

Games/Starts: 2023-11/0 Career-26/0  
Playoffs: 2022-2/0 Career-2/0

	Solo	Tackles		Tot	Sks/ Yds	Tkl/ Loss	QB Prs	PBU	FF-FR
		Asst	-						
Last Game.....	1	2	-	3			1		
2023.....	5	7	-	12	4.0(-24)		11		1-0
Career.....	17	14	-	31	8.0(-50)	7(-15)	31	1	2-3

	Solo	Special Teams		Tot	FF	FR	BP	BFG	BXP
		Asst	-						
Last Game.....	1	0	-	1					
2023.....	2	0	-	2			1		
Career.....	2	0	-	2			1		

• Served as the special teams captain in Week 9.

at N.Y. Giants (9/10) Had two stops and three hurries. Part of a defense whose 40-0 victory marked the largest shutout in Cowboys history and the largest shutout in a NFL season opener since 1999 when Pittsburgh defeated Cleveland 43-0.

vs. N.Y. Jets (9/17) Added two quarterback hurries.

at Arizona (9/24) Assisted on a tackle.

vs. New England (10/1) Collected his first sack of the season.

at San Francisco (10/8) Assisted on a tackle.

at LA Chargers (10/16) Played on defense and special teams.

vs. LA Rams (10/29) Added a tackle and two hurries on defense.

On special teams, he recorded his first career special teams tackle and his first career blocked punt in the second quarter that resulted in a safety when the ball went through the end zone. It was the first blocked punt by a Cowboy since Dorance Armstrong blocked a punt at the LA Rams (10/9/22).

at Philadelphia (11/5) Contributed two tackles, a sack, a hurry and a forced fumble.

vs. N.Y. Giants (11/12) Tallied two tackles, a sack - second straight game - and a quarterback pressure.

at Carolina (11/19) Played in his 25th career game and had a sack and a quarterback pressure.

vs. Washington (11/23) Posted three tackles and a quarterback hurry on defense and a tackle on special teams.

## 6 Donovan Wilson, S

Games/Starts: 2023-9/7 Career-60/37  
Playoffs: 2022-2/2 Career-3/3

	Solo	Tackles		Tot	Sks/ Yds	Tkl/ Loss	QB Prs	PBU	FF-FR
		Asst	-						
Last Game.....	2	6	-	8				1	
2023.....	27	20	-	47		2(-9)	2	1	0-1
Career.....	177	75	-	252	8.5(-60)	8(-20)	14	8	5-4

	No.	Interceptions				TD	No.	Fumble Recoveries				TD
		Yds.	Avg.	Lg				Yds.	Avg.	Lg		
Career.....	3	0	0.0	0	0	0	2	0	0.0	0	0	0

	Solo	Asst	-	Tot	FF	FR	BP	BFG	BXP
Career.....	10	1	-	11					

• Served as the defensive captain in Week 9.

at N.Y. Giants (9/10) and vs. N.Y. Jets (9/17) Inactive/Injured-Calf.

at Arizona (9/24) Made his season debut to the tune of four tackles, a tackle for loss and a quarterback pressure.

vs. New England (10/1) Tied for second on the defense with six stops.

at San Francisco (10/8) Tied for second on the defense with a season-high nine tackles.

at LA Chargers (10/16) Logged four stops and a hurry.

vs. LA Rams (10/29) Posted six tackles.

at Philadelphia (11/5) Added three tackles.

vs. N.Y. Giants (11/12) Made four stops.

at Carolina (11/19) Tallied three tackles, a tackle for loss and a fumble recovery.

vs. Washington (11/23) Notched eight tackles and a pass breakup.

## 25 Nahshon Wright, CB

Games/Starts: 2023-6/0 Career-26/3  
Playoffs: 2022-0/0 Career-0/0

	Solo	Tackles		Tot	Sks/ Yds	Tkl/ Loss	QB Prs	PBU	FF-FR
		Asst	-						
Last Game.....									
2023.....	1	0	-	1				1	
Career.....	22	8	-	30		1(-1)		5	

	Solo	Asst	-	Tot	FF	FR	BP	BFG	BXP
Last Game.....									
2023.....	0	1	-	1					
Career.....	3	1	-	4					

• Activated from Reserve/Injured (ankle) on Oct. 16.

• Served as the special teams captain in Week 11.

at LA Chargers (10/16) Made his season debut on special teams.

vs. LA Rams (10/29) Assisted on a special teams tackle while also seeing time on defense.

at Philadelphia (11/5) Played on special teams.

vs. N.Y. Giants (11/12) Recorded his first defensive statistics of the season - one tackle and a pass breakup.

at Carolina (11/19) Played in his 25th career game on defense and special teams.

vs. Washington (11/23) Saw time on defense and special teams.