



GAME NOTES

PRESEASON GAME 1

JAGUARS vs COWBOYS

SATURDAY, AUGUST 12 at 4PM
AT&T STADIUM

DELIVERED BY:



QUICK FACTS:

Dallas Cowboys (0-0)
vs.
Jacksonville Jaguars (0-0)

Preseason Series Record:
Series is tied 3-3

Last Preseason Meeting:
Jacksonville 34, @ Dallas 14, Aug. 29, 2021

Regular Season Series Record:
Series is tied 4-4

Last Regular Season Meeting:
@ Jacksonville 40, Dallas 34 (OT), Dec. 18, 2022

★ PRESEASON NOTABLES ★

A win would mark the first time Dallas opened up the preseason with a victory since 2017 against Arizona (8/3) at the Hall of Fame Game in Canton, Ohio.

For the first time since 2011, the Dallas Cowboys will open the preseason at home in the confines of AT&T Stadium. The last time Dallas played its preseason opener at home, they defeated Denver 24-23 in front of 74,045 fans at AT&T Stadium.

Overall Preseason Record: 137-151-2
AT&T Stadium Preseason Record: 12-13
Mike McCarthy Overall Preseason Record: 30-29

★ COWBOYS PR ON TWITTER ★

The official Twitter account of the Dallas Cowboys Public Relations team (@DallasCowboysPR) will provide pertinent stats, information, transactions, game updates and more throughout the week and on gameday. Follow us for the most up-to-date info related to the Cowboys organization.

★ RADIO & TELEVISION ★

TELEVISION KTVT CBS 11

Play-by-Play: Kyle Youmans
Analysts: Bill Jones and Isaiah Stanback
Sideline Reporter: Hailey Sutton

TELEVISA (Spanish)
Play-by-Play: Enrique Burak **Analyst:** Toño De Valdés
Sideline Reporter: Memo Schutz

TELEXITOS (Spanish)
Play-by-Play: Victor Villalba **Analyst:** Luis Perez
Sideline Reporter: Ambar Garcia

RADIO
KRLD-FM - 105.3 The Fan
Play-by-Play: Brad Sham **Analyst:** Babe Laufenberg
Sideline Reporter: Kristi Scales

KMVK-FM 107.5 La Grande (Spanish)
Play-by-Play: Victor Villalba **Analyst:** Luis Perez
Sideline Reporter: Ambar Garcia

★ Cowboys Summer Training Camp ★



The Dallas Cowboys returned to Oxnard, California to open their 64th training camp in 2023 at the Residence Inn at River Ridge. The 2023 camp, presented by American Airlines, marks the 44th year that the team has prepped for the upcoming season in California and the 17th time that the Cowboys have spent all, or a portion of, its camp at the Oxnard location. Dallas came back to the west coast permanently in 2012 after training in the Alamodome in San Antonio prior to the 2011 season.

The Cowboys are one-of-seven teams who will spend camp away from their facilities - Buffalo, Carolina, Indianapolis, Kansas City, LA Rams and Pittsburgh. Excluding 2020, the 25 NFL clubs that are opting to "stay home" this summer trails only 2021 for the most such teams since 2000. Teams considered to be "staying home" hold camp at their respective practice facility, home stadium or at a site within 10 miles of their team headquarters. In 2000, only 10-of-31 (32 percent) teams stayed close to home.

Training camp in Oxnard will conclude on Tuesday, Aug. 18, as the team will depart to Seattle for a preseason contest against the Seahawks on Aug. 19. The team will return to Texas after the Seattle preseason game and wrap up the final portion of Cowboys training camp at Ford Center at The Star in Frisco, Texas, with selected practices open to the public.

★ Training Camp History ★

June 3, 1960 – The newly formed Dallas Cowboys franchise announced that it will train at Pacific University in Forest Grove, Oregon. Rookies reported on July 9.

May 24, 1961 – Due to its proximity to their first exhibition game against Minnesota in Minneapolis, the Dallas Cowboys moved training camp to St. Olaf College in Northfield, Minn. Camp opened on July 9.

June 8, 1962 – The Dallas Cowboys moved their training camp site to the campus of Northern Michigan College on the shores of Lake Superior in Marquette, Mich. Rookies reported on July 13.

July 12, 1963 – Because the team played three of its first four preseason games on the west coast, the Dallas Cowboys moved training camp to California Lutheran College in Thousand Oaks, Calif. This camp, which was the first of 27 at CLC, opened on July 12.

Dec. 6, 1989 – For the first time in the 30-year history of the team, the Dallas Cowboys trained in Texas as the club announced its 1990 training camp would be held at St. Edward's University in Austin, Texas. This camp, the first of eight at St. Ed's, opened on July 22.

Feb. 17, 1998 – The Cowboys began a four-year stay at Midwestern State University in Wichita Falls, Texas, with their 1998 camp. The first camp at Midwestern State University opened on July 16. In 2001, the Cowboys split camp between Midwestern State and the Residence Inn in Oxnard, Calif., spending two weeks at each location.

May 17, 2002 – The Cowboys continued their commitment to fans in the state of Texas by announcing the 2002 training camp will take place at the Alamodome in San Antonio, Texas. The camp, which ran for four weeks, opened on July 26. The Cowboys returned to the Alamodome again in 2003.

Oct. 24, 2003 – The Cowboys announced a return to California for training camp. For the 2004-06 seasons, the Cowboys conducted their entire training camp in Oxnard, Calif., at the Residence Inn at River Ridge, using practice fields provided by The City of Oxnard. The Cowboys opened their first returned camp on July 30, 2004.

May 4, 2006 – The Dallas Cowboys announced a five-year commitment to once again call the City of San Antonio its summer home beginning in 2007. The Alamodome, which played host to Cowboys training camps in 2002 and 2003 was again the site for the team's summer practice sessions.

Summer, 2010 – The Dallas Cowboys held a split camp, spending the first portion in the Alamodome in San Antonio and the second at the Residence Inn at River Ridge in Oxnard.

July, 2012 – The Dallas Cowboys returned to Oxnard, California for all of training camp at the Residence Inn at River Ridge after spending the 2011 training camp in San Antonio at the Alamodome.

August, 2017 – After spending the first four weeks of training camp in Oxnard, California, the Dallas Cowboys returned home to hold their first ever training camp practices at their new practice facility at The Star in Frisco. Six training camp practices were held inside Ford Center and open to the public.

August, 2020 – For the first time in franchise history, the Cowboys spent all of training camp at The Star in Frisco due to COVID-19 restrictions.

July, 2021 – The Cowboys return to Oxnard, California for training camp after spending 2020 training camp in Frisco.





The Official Home Of The Dallas Cowboys



News Headlines Latest Video Spanish

Stock Watch: Ten players on the rise at training camp
 Past/Present: D-Ware sings; Reality TV for Dez
 Science Lab: Dak, Diggs trash talk is 'welcome' sight
 Dak compares current offense to Moore's system
 Practice Points: Big day for Hankins, 2 backup RBs
 Mailbag: How will McCarthy handle defense?
 The Blueprint: 2023 Cowboys Training Camp Hub
 Mick Shots: Whole Lot Of Shakin' Camping Out
 Dak: It's "always" Super Bowl or bust for Cowboys

The Dallas Cowboys official website offers the best collection of timely articles, press conferences and videos, combined with the best spot to purchase tickets and order merchandise from the Cowboys Pro Shop. From the latest news to the latest apparel, there is no better place to visit than DallasCowboys.com.

Daily Podcasts

Talkin' Cowboys – True to its name, the "Talkin' Cowboys" podcast delivers knowledgeable, entertaining coverage of America's Team. This lineup has a blend of experience, youth and a former NFL player. Host Kyle Youmans is joined by Patrik Walker, Nick Harris and former Cowboys draft pick Isaiah Stanback for a daily dose of Cowboys coverage.

Cowboys Break – This daily show is serious about the Cowboys, without taking themselves too serious in the process. This one-hour podcast enters its 19th season, hosted by Derek Eagleton, along with Nick Eatman, Bryan Broaddus and Ambar Garcia. The crew discusses the current state of the team, including fan opinion from calls and social media, giving analysis on the day-to-day events with a mix of historical perspective.

Hangin' with the Boys – If you're looking for some guys that enjoy talking about Cowboys football but also enjoy giving each other a hard time and having fun, then this is the show for you. Join six-time Pro Bowler Nate Newton, former Cowboys receiver Jesse Holley, along with Kurt Daniels as they aren't afraid to get off-topic from time to time. And you never know who might be calling into the show.

Mick Shots – You can't find more experience on one show than this one, featuring Mickey Spagnola, who has covered the Cowboys since the 1980s. One of the players on the team back then - Everson Walls - has plenty of stories to tell and they're joined by longtime DFW media personality Bill Jones.

Players' Lounge – They joined the Cowboys together in 2010. Both undrafted and both playing safety. So why wouldn't Barry Church and Danny McCray have their own podcast? The two dissect the game like no other and have veteran media personality Newy Scruggs guiding the way and Hek'ma Harrison providing his insight as well.

Girls Talk, 'Boys Talk – One of the newest daily podcasts, GTBT covers the Cowboys like never seen before. A lineup of all females, this crew gives their opinions of the team, from anything to formations and alignments to stories from the locker room and the sidelines. A team of Hailey Sutton, Iisha Morrison and Jess Navarez break down the Cowboys from every angle.



@dallascowboys



/dallascowboys



@dallascowboys



@dallascowboys



@dallascowboys



WinStar World Casino & Resort, the Casino of the Dallas Cowboys, is the presenting partner of this upcoming Saturday's Cowboys-Jaguars game. On gameday, be sure to stop out to the WinStar tent at the Miller LiteHouse for your chance to win WinStar/Cowboys prizes. WinStar will also be providing Cowboys rally towels for the first 50,000 fans available upon entry. WinStar is proud to be the Casino of the Dallas Cowboys.

★ THROWING IT BACK TO LAST SUMMER ★

★ 2022 PRESEASON RECORD ★

Opponent	Record: 2-1	Score
@ Denver	L	7-17
@ LA Chargers	W	32-18
vs. Seattle	W	27-26

★ TURPIN TIME ★

The Dallas Cowboys signed KaVontae Turpin following his breakout season in the 2022 USFL spring football league, where he earned league MVP honors as an offensive weapon and return specialist. Turpin was one of the highlights of the 2022 preseason, returning both a kickoff and punt for a touchdown in the second preseason game at the LA Chargers.

Turpin was the only NFL player in the 2022 preseason with a kick return touchdown or punt return touchdown, solidifying a spot on the Cowboys 53-man roster.



★ GROUND GAME ★

In 2022 Malik Davis was fourth among all NFL preseason rushers with 132 yards on 31 carries (4.3 avg.). As a team, Dallas ranked seventh in the 2022 preseason in rushing yards-per-game (128.0).

Davis will receive carries once again this preseason, along with rookie running backs Deuce Vaughn and Hunter Luepke. Vaughn, one of the most decorated players in college football in 2022, was the first player in Kansas State's program with 1,000 rushing yards and 1,000 receiving yards in a career. Luepke comes from North Dakota State, where he was a three-time All-American and rushed for 1,665 yards and 24 touchdowns while catching 38 passes for 494 yards and nine touchdowns in his four-year career at North Dakota State.



★ MAKING AN IMPACT ★

Over the last decade (2012-22), the Dallas Cowboys have relied on the draft to develop young players and finish building the roster for the upcoming season. Dallas has consistently hit on its draft picks in recent years, including two-time All-Pro linebacker Micah Parsons and two-time Pro Bowlers in CeeDee Lamb and Trevon Diggs.

The Cowboys have also been successful in the later rounds of the draft and rely on rookies to play a key role in all three phases of the game. In 2022 Dallas' rookies combined for 145 games played, 41 games started and 4,902 snaps, the sixth-most snaps among rookies in the NFL.

Most Snaps By Rookies - NFL 2022

Team	Offense	Defense	ST	Total
Chicago.....	1,281	3,354	1,811	6,446
Seattle.....	2,625	2,243	773	5,641
Houston	1,751	3,143	657	5,551
Kansas City.....	641	2,917	1,508	5,066
Tennessee	2,072	1,693	1,150	4,915
Dallas	2,075	1,244	1,583	4,902
N.Y. Giants.....	1,758	2,387	748	4,893
Tampa Bay.....	2,056	700	1,506	4,262
N.Y. Jets.....	1,641	1,790	696	4,127
Atlanta.....	1,557	1,804	672	4,033

Led by 2022 first round pick Tyler Smith (1,095 snaps), Cowboys rookies played the fourth-most offensive snaps in the league (2,075). Cornerback DaRon Bland, who led the team with five interceptions in 2022, led all Dallas defensive rookies with 573 snaps.

Since Mike McCarthy arrived in 2020, Cowboys rookies have played the second-most snaps in the NFL, trailing only the N.Y. Jets.

Rookie Snap Count - 2020-22



★ PASS BREAKUP UNIT ★

Dallas' secondary in 2022 ranked eighth in the NFL in pass defense, allowing a mere 200.9 net passing yards-per-game. In the 2022 preseason, the Cowboys were the only NFL team to have three players with three-or-more pass breakups.

2022 Preseason Pass Breakup Leaders - NFL

Player	PBU	Player	PBU
Michael Jackson, Sea	5	Corey Ballentine, Atl.....	3
Nahshon Wright, Dal.....	4	Coby Bryant, Sea	3
Israel Mukuamu, Dal.....	3	Kris Boyd, Min	3
Samuel Womack, SF.....	3	DaRon Bland, Dal.....	3
Tae Hayes, Car.....	3	DaMarcus Fields, NO.....	3

16

Since 2014, the Cowboys have seen 16 rookie free agents make the 53-man roster out of training camp, tied for 14th in the NFL in that span. Most recently in 2022, Dallas had three rookie free agents on the initial 53-man roster (Markquese Bell, Peyton Henderson and Dennis Houston).

MIKE McCARTHY

Head Coach

Baker University

Head Coach: 17th Year • NFL: 30th Year • Cowboys: 4th Year

DALLAS COWBOYS



★ WINNING HEAD COACH ★

The Dallas Cowboys named Mike McCarthy the ninth head coach in franchise history on Jan. 5, 2020. Along with 13 years of head coaching experience and 13 additional years as an assistant coach in the NFL, McCarthy came to Dallas with a 125-77-2 regular season coaching record - all with the Green Bay Packers (2006-18).

After a 6-10 record in 2020, a 12-5 record in 2021, and a 12-5 mark in 2022, he owns the fifth-most wins (20th all-time) and sixth-highest winning percentage (.614) among qualifying active NFL coaches. His teams have qualified for the postseason 11 times, won six NFC North Division titles and one NFC East title, made four NFC Championship Game appearances and took home a Super Bowl XLV championship.

Most Regular Season Wins by Active Head Coach

Coach	Years	Won	Loss	Tied	Pct
Bill Belichick.....	1991-2022	298	152	0	.662
Andy Reid.....	1999-2022	247	138	1	.641
Mike Tomlin.....	2007-2022	163	93	2	.636
Pete Carroll.....	1994-2022	161	112	1	.589
Mike McCarthy.....	2006-2022	155	97	2	.614
John Harbaugh.....	2008-2022	147	95	0	.607
Ron Rivera.....	2011-2022	98	90	2	.521

★ TOP OF THE LINE ★

In 2022 Mike McCarthy guided the Cowboys team to key finishes in several areas:

1st

Takeaways (33)

1st

Offensive Red Zone TD Efficiency (71.4%)

4th

Points-Per-Game (27.5)

+10

Turnover Differential - 2nd in the NFL

★ McCARTHY'S RECORD WHEN... ★

Below is a look at McCarthy's head coaching record under several different circumstances:

Regular season.....	155-97-2
Postseason.....	11-10
Overall.....	166-107-2

	Regular	Post
September.....	34-19-1	
October.....	41-19	
November.....	29-36-1	
December.....	46-19	
January.....	5-4	10-10
February.....		1-0
Playing at home.....	90-35-2	5-4
Playing on the road.....	64-62	6-6
Playing at AT&T Stadium.....	18-8	2-1
Playing in prime time.....	37-34	4-1
Thursday.....	13-8	
Saturday.....	3-1	3-2
Sunday.....	129-77-2	7-8
Monday.....	10-10	1-0
Tuesday.....	0-1	
Playing against the NFC East.....	27-16	5-2
Playing against the rest of the NFC.....	110-65-2	5-8
Playing against the AFC.....	37-28	1-0
Playing on grass surface.....	103-57-2	8-7
Playing on artificial surface.....	52-41	3-3
Post Bye.....	11-5	
Post Bye Home.....	4-1	
Post Bye Road.....	7-4	
When scoring 30-plus points.....	86-10	7-2
When team scores first.....	107-37-2	5-2
When team leads at halftime.....	120-22-1	10-2

★ 2023 ASSISTANT COACHES ★

(S) Sideline; (B) Booth OFFENSE

Brian Schottenheimer (S).....	Offensive Coordinator
Jeff Blasko (B).....	Run Game Coord./Running Backs
Ramon Chinyang Sr. (S).....	Quality Control/Asst. Offensive Line
Ryan Feder (B).....	Offensive Asst./Game Management
Will Harriger (B).....	Quality Control/Offensive Asst.
Evan Harrington (S).....	Offensive Assistant
Chase Haslett (B).....	Assistant Tight Ends
Robert Prince (S).....	Wide Receivers
Mike Solari (S).....	Offensive Line
Scott Tolzien (B).....	Quarterbacks
Lunda Wells (S).....	Tight Ends

DEFENSE

Dan Quinn (B).....	Defensive Coordinator
Aden Durde (S).....	Defensive Line
Sharrif Floyd (S).....	Quality Control/Asst. Defensive Line
Al Harris (S).....	Defensive Backs
Cannon Matthews (S).....	Asst. Defensive Backs
Scott McCurley (S).....	Linebackers
Pete Ohnegian (B).....	Quality Control/Defensive Asst.
Eric Simonelli (B).....	Quality Control/Analytics
Darian Thompson (B).....	Quality Control/Asst. Linebackers
Joe Whitt Jr. (B).....	Secondary/Defensive Pass Game Coord.

SPECIAL TEAMS

John Fassel (S).....	Special Teams Coordinator
Rayna Stewart (B).....	Asst. Special Teams

STRENGTH AND CONDITIONING

Harold Nash Jr. (S).....	Strength and Conditioning Coordinator
Cedric Smith (S).....	Asst. Strength and Conditioning
Kendall Smith (S).....	Asst. Strength and Conditioning

★ McCARTHY'S HEAD COACHING RECORD AND COACHING EXPERIENCE ★

Regular Season							Postseason				McCarthy vs. NFL				
Year	Team	W	L	T	Pct.	Result	W	L	Pct.	Result	Team	W	L	T	PCT.
2006	Green Bay.....	8	8	0	.500	2nd NFC North					Arizona	3	4	0	0.429
2007	Green Bay.....	13	3	0	.813	1st NFC North	1	1	.500	NFC Championship Game	Atlanta	5	4	0	0.556
2008	Green Bay.....	6	10	0	.375	3rd NFC North					Baltimore	2	2	0	0.500
2009	Green Bay.....	11	5	0	.688	2nd NFC North	0	1	.000	Wild Card Game	Buffalo	2	2	0	0.500
2010	Green Bay.....	10	6	0	.625	2nd NFC North	4	0	1.000	Super Bowl XLV	Carolina	4	3	0	0.571
2011	Green Bay.....	15	1	0	.938	1st NFC North	0	1	.000	Divisional Game	Chicago	19	7	0	0.731
2012	Green Bay.....	11	5	0	.688	1st NFC North	1	1	.500	Divisional Game	Cincinnati	3	2	0	0.600
2013	Green Bay.....	8	7	1	.531	1st NFC North	0	1	.000	Wild Card Game	Cleveland	3	1	0	0.750
2014	Green Bay.....	12	4	0	.750	1st NFC North	1	1	.500	NFC Championship Game	Dallas	5	3	0	0.625
2015	Green Bay.....	10	6	0	.625	2nd NFC North	1	1	.500	Divisional Game	Denver	2	2	0	0.500
2016	Green Bay.....	10	6	0	.625	1st NFC North	2	1	.667	NFC Championship Game	Detroit	19	7	0	0.731
2017	Green Bay.....	7	9	0	.438	3rd NFC North					Green Bay	0	1	0	0.000
2018	Green Bay.....	4	7	1	.375						Houston	3	1	0	0.750
2020	Dallas.....	6	10	0	.375	3rd NFC East					Indianapolis	2	2	0	0.500
2021	Dallas.....	12	5	0	.714	1st NFC East	0	1	.000	Wild Card Game	Jacksonville	2	2	0	0.500
2022	Dallas.....	12	5	0	.714	2nd NFC East	1	1	.500	Divisional Game	Kansas City	2	2	0	0.500
Totals		155	97	2	.614		11	10	.524		LA Chargers	4	0	0	1.000
											LA Rams	6	3	0	0.667
											Las Vegas	3	1	0	0.750
											Miami	3	1	0	0.750
											Minnesota	18	9	2	0.667
											New England	2	3	0	0.400
											New Orleans	3	4	0	0.429
											N.Y. Giants	9	3	0	0.750
											N.Y. Jets	2	1	0	0.667
											Philadelphia	8	4	0	0.667
											Pittsburgh	0	4	0	0.000
											San Francisco	6	2	0	0.750
											Seattle	5	5	0	0.500
											Tampa Bay	3	4	0	0.429
											Tennessee	2	2	0	0.500
											Washington	5	6	0	0.455
											Totals	155	97	2	0.614

Year	Position, Team
1987-88.....	Graduate Assistant, Fort Hays State
1989-91.....	Graduate Assistant, Pittsburgh
1992.....	Wide Receivers, Pittsburgh
1993-94.....	Offensive Quality Control, Kansas City Chiefs
1995-98.....	Quarterbacks, Kansas City Chiefs
1999.....	Quarterbacks, Green Bay Packers
2000-04.....	Offensive Coordinator, New Orleans Saints
2005.....	Offensive Coordinator, San Francisco 49ers
2006-18.....	Head Coach, Green Bay Packers
2020-22.....	Head Coach, Dallas Cowboys

★ HEAD COACHES ★

MIKE McCARTHY (155-97-2, 17th Year, 30-20 with Dallas)

The Dallas Cowboys named Mike McCarthy the ninth head coach in franchise history on Jan. 8, 2020, and he has led the franchise to back-to-back playoff appearances for the first time since 2006-07. He has also won 12 games in each of the last two seasons, the first time Dallas posted consecutive seasons with 12-plus wins since 1994-95.

McCarthy is in his 17th year as a head coach - 13 with Green Bay and fourth with Dallas - along with 13 years as an assistant coach in the NFL, including six as an offensive coordinator.

As a head coach, McCarthy has racked up a 155-97-2 regular season coaching record, and he owns the fifth-most wins (20th all-time) among active NFL coaches. His teams have qualified for the postseason 11 times, won six NFC North Division titles, one NFC East title, made four NFC Championship Game appearances and took home a Super Bowl XLV championship held at AT&T Stadium in Arlington, Texas, following the 2010 NFL season.

In 2022 McCarthy led the charges of a team that finished 12-5 for the second straight season to mark the first time in his career and the first time for Dallas since 1994-95 to record consecutive 12-plus win seasons. En route to the team's second straight playoff berth (first time since 2006-07), the Dallas offense finished third in the league in points (467, fourth in points-per-game) while the defense led the league in takeaways for the second consecutive season.

During his time in Green Bay, McCarthy was known as a prolific offensive mind and the primary play-caller for the Packers. McCarthy's offense finished fourth in the NFL in total offense and third in points-per-game through his 14-year stint with the club.

McCarthy is only the fourth head coach in NFL history to lead a single franchise to eight-or-more consecutive playoff appearances, joining Tom Landry, Chuck Noll and Bill Belichick. Those eight appearances from 2009-16 were more than the rest of the NFC North Division combined over that span (Minnesota, three; Detroit, three; Chicago, one).

McCarthy's nine playoff appearances overall are the most by a Packers coach since the NFL postseason began in 1933, and he guided the Packers to a franchise-record fourth consecutive division title in 2014. With the victory over Dallas in the 2016 playoffs, McCarthy surpassed Vince Lombardi and Mike Holmgren for the most playoff victories in team history (10).

DOUG PEDERSON (51-45-1, 7th Year, 9-8 with Jac)

The Jacksonville Jaguars hired a two-time Super Bowl champion, naming Doug Pederson the club's head coach on Feb. 3, 2022.

In his first year with Jacksonville, Pederson led the team to its first AFC South title and first playoff appearance since 2017. One-of-three finalists for AP NFL Coach of the Year, Pederson helped second year quarterback Trevor Lawrence earn his first Pro Bowl berth while the offense recorded the most scrimmage yards in franchise history.

Pederson joined the Jaguars after spending five seasons as the head coach of the Philadelphia Eagles (2016-20), compiling a 46-39-1 record through the regular and postseason. Under Pederson's guidance, the Eagles earned a playoff berth in three consecutive seasons (2017-19) and won two NFC East titles (2017 and 2019). In 2017 Pederson led the Eagles to their first-ever Super Bowl Championship with a 41-33 victory over the Patriots in Super Bowl LII.

As a former NFL quarterback, it is no surprise that Pederson was key in the development of Carson Wentz, who threw for 16,811 yards and 113 touchdowns from 2016-20. Wentz established several single-season franchise records during his time in Philadelphia, including completions (388 in 2019), completion percentage (69.6 pct. in 2018), passing yards (4,039 in 2019) and passing touchdowns (33 in 2017) under Pederson's tutelage.

In 2019 the Eagles claimed their second NFC East division title in Pederson's tenure. Philadelphia made their third straight playoff appearance, and Pederson joined Andy Reid as the only head coaches in Philadelphia history to earn three postseason berths in their first four seasons.

Prior to arriving in Philadelphia, Pederson served as the offensive coordinator of the Kansas City Chiefs from 2013-15, helping the team post a 31-17 regular season record over three seasons. Pederson helped Alex Smith through the most productive stretch of his career with three consecutive 3,000-yard seasons.

Before joining Kansas City, Pederson coached quarterbacks in Philadelphia (2011-12). Pederson began his pro coaching career as offensive quality control coach with the Eagles from 2009-10.

A 12-year NFL veteran, Pederson played quarterback for the Green Bay Packers, Miami Dolphins, Philadelphia Eagles and Cleveland Browns after originally being drafted by the Carolina Panthers in the 1995 expansion draft. He was part of Packers teams that won Super Bowl XXXI, two NFC Championships (1996 and 1997) and six division titles.



★ THIRD DOWN DARLING ★

Dak Prescott's ability to make the play that extends the drive on third down should not be overlooked, as he posted a first down on 59-of-124 third down chances in 2022 - the third-highest third down conversion rate among NFL quarterbacks:

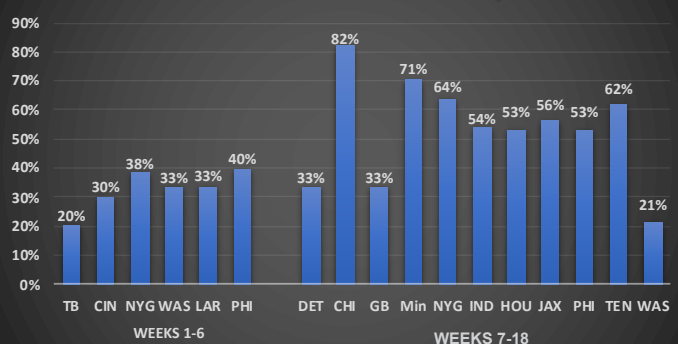
Third Down Conversion Rate - 2022 NFL QBs min. 50 third down chances

Player	Att.	Conv.	1stD Pct
Patrick Mahomes, KC...	164	82	50.0%
Josh Allen, Buf.....	168	84	50.0%
Dak Prescott, Dal.....	124	59	47.6%
Jimmy Garoppolo, SF..	103	48	46.6%
Joe Burrow, Cin.....	180	82	45.6%

Third down chances include passing attempts, quarterback rushing attempts and sacks on third down plays this season.

When Prescott returned from a thumb injury in Week 7, the Cowboys led the NFL in third down offense, converting 52.3% of their third down chances and ranked fifth (45.5%) in the NFL spanning the entire season. Before Week 6, Dallas was 29th in the NFL with a 32.1% third down conversion rate.

Dallas 3rd Down Conversion % By Game



Dallas converted at least 50.0% of its third downs in seven consecutive games (at Min, 11/20 - at Ten, 12/29), the first time that the Cowboys went seven straight games with a 50.0% conversion rate-or-better since a seven-game streak in 2014 (at Cle, 9/7 - vs. Cin, 10/5).

Below is a breakdown of the Cowboys third down conversions by distance in 2022:

3rd & Short (<4 Yds)	3rd & Med (4-6 Yds)	3rd & Long (>6 Yds)	3rd & 10+
53-79 (67.1%)	21-51 (41.2%)	31-101 (30.7%)	16-57 (28.1%)
Rank: 4th	Rank: 19th	Rank: t-5th	Rank: 5th

★ DAK TO THE FUTURE ★

Midway through his seventh pro season, Dak Prescott ranks first in completion percentage (66.6%), second in passing touchdowns (166), third in completions (2,185), attempts (3,283) and passing yards (24,943) and fifth in wins (61) in regular season team history:

Dallas Cowboys All-Time QB Chart

WINS AS STARTER

Troy Aikman.....	94
Roger Staubach.....	85
Tony Romo.....	78
Danny White.....	62
Dak Prescott.....	61

PASSING YARDS

Tony Romo.....	34,183
Troy Aikman.....	32,942
Dak Prescott.....	24,943
Roger Staubach.....	22,700
Danny White.....	21,959

ATTEMPTS

Troy Aikman.....	4,715
Tony Romo.....	4,335
Dak Prescott.....	3,283
Roger Staubach.....	2,958
Danny White.....	2,950

PASSING TOUCHDOWNS

Tony Romo.....	247
Dak Prescott.....	166
Troy Aikman.....	165
Danny White.....	155
Roger Staubach.....	153

COMPLETIONS

Troy Aikman.....	2,898
Tony Romo.....	2,829
Dak Prescott.....	2,185
Danny White.....	1,761
Roger Staubach.....	1,685

COMPLETION PCT

Dak Prescott.....	66.6%
Tony Romo.....	65.3%
Troy Aikman.....	61.5%
Danny White.....	59.7%
Roger Staubach.....	57.0%

52.3 When Dak Prescott returned from a thumb injury in Week 7, the Cowboys led the NFL in third down offense (52.3%) and offensive points-per-game (31.3) for the rest of the 2022 season (Weeks 7-18).

★ AVOIDING TROUBLE ★

Throughout his seven-year career, Dak Prescott has found a way to avoid the negative play. Prescott's 2.0% interception rate is fourth among active quarterbacks who have at least 1,500 career pass attempts:

Interception Percentage Among Active QBs Min. 1,500 Attempts

Player	Att	INT	INT%
Aaron Rodgers.....	7,660	105	1.4%
Patrick Mahomes.....	2,993	49	1.6%
Russell Wilson.....	5,218	98	1.9%
Dak Prescott.....	3,283	65	2.0%
Derek Carr.....	4,958	99	2.0%
Jared Goff.....	3,502	70	2.0%
Kirk Cousins.....	4,866	105	2.2%
Case Keenum.....	2,180	78	2.2%
Josh Allen.....	2,566	60	2.3%
Matthew Stafford.....	7,128	169	2.4%

Prescott also has the fifth-lowest interception percentage among any quarterback through their first 97 career starts (min. 1,750 attempts):

Lowest Interception Percentage - First 97 Career Starts min. 1,750 attempts

Player	Att	INT	INT%
Patrick Mahomes.....	2,993	49	1.6%
Aaron Rodgers.....	3,209	54	1.7%
Justin Herbert.....	1,966	35	1.8%
Derek Carr.....	3,413	62	1.8%
Dak Prescott.....	3,283	65	2.0%



30+

Tony Pollard rushed for three 30-yard touchdowns this season, tied for the most rushing touchdowns from 30 yards-or-more in a season in Cowboys history.

★ CAN'T TOUCH THIS ★

Tony Pollard led the Cowboys with 1,007 rushing yards on 510 carries (5.1 avg.) while adding 39 receptions for 371 yards. Pollard's 5.9 yards-per-touch led all NFL running backs in 2022 - min. 150 touches:

Yards-Per-Touch - NFL 2022 min. 150 touches

Player, Team	Touch	Yds	Yds/Touch
Tony Pollard, Dal	232	1,378	5.94
Christian McCaffrey, Car/SF.....	329	1,880	5.71
Travis Etienne Jr., Jac.....	255	1,441	5.65
Aaron Jones, GB.....	272	1,516	5.57
Nick Chubb, Cle.....	329	1,764	5.36

After finishing second among running backs in rushing average (5.53) in 2021, Pollard continued his efficiency on the ground in 2022. Pollard finished third among running backs with 5.22 yards-per-carry:

Highest Rushing Average Among RBs - 2022

Player, Team	Att	Yds	Avg.
Khalil Herbert, Chi.....	129	731	5.67
Aaron Jones, GB.....	213	1,121	5.26
Tony Pollard, Dal	193	1,007	5.22
Travis Etienne Jr., Jax.....	220	1,125	5.11

Pollard had a career-high seven games with 100 scrimmage yards in 2022 and has 12 for his career. He was the first Cowboy with seven games of 100-plus scrimmage yards in a season since Ezekiel Elliott had nine in 2019.

Tony Pollard Career 100-Yard Scrimmage Games

Opp, Date	Rush Yds	Rec Yds	Tot Yds
at Min, 11/20/22.....	80	109	189
vs. Chi, 10/30/22.....	131	16	147
vs. LAR, 12/15/19.....	131	12	143
at LAC, 9/19/21.....	109	31	140
vs. SF, 12/20/20.....	69	63	132
vs. Mia, 9/22/19.....	103	25	128
at GB, 11/13/22.....	115	13	128
vs. Det, 10/23/22.....	83	26	109
vs. Ind, 12/4/22.....	91	15	106
at Jax, 12/18/22.....	75	31	106
at NYG, 9/26/22.....	105	0	105
vs. NYG, 10/10/21.....	75	28	103

★ BIG PLAY TONY ★

Tony Pollard recorded a 57-yard touchdown run at the LA Rams (10/9) just three weeks before outrunning the Chicago Bears defense for a 54-yard touchdown (10/30). Pollard is no stranger to explosive plays, especially on the ground. Since 2020 he has tallied five touchdown runs of 40-plus yards, tied for the most in the NFL in that span:

Most 40-Plus Yard Rushing TDs - 2020-22

Player	40-Yd TD	Player	40-Yd TD
Tony Pollard, Dal	5	Melvin Gordon, Den.....	3
Jonathan Taylor, Ind.....	5	Rashaad Penny, Sea.....	3
Derrick Henry, Ten.....	5	Miles Sanders, Phi.....	3
Nick Chubb, Cle.....	4	Justin Fields, Chi.....	3
Dalvin Cook, Min.....	3		

Pollard is also one-of-seven players with three-or-more 50-yard rushes in the last two seasons:

Most 50-Yard Rushes - 2021-22

Player	50-Yd Rush	Player	50-Yd Rush
Jonathan Taylor, Ind.....	4	D'Andre Swift, Det.....	3
Derrick Henry, Ten.....	4	Dalvin Cook, Min.....	3
Justin Fields, Chi.....	4	Kenneth Walker III, Sea.....	3
Tony Pollard, Dal	3		

★ YARDS AFTER CONTACT ★

Known mostly for his explosive play style, Tony Pollard also showed to be a tough back to bring down, as his 3.82 yards after contact-per-rush led the NFL in 2022, per PFF (min. 100 carries):

Yards After Contact Per Rush Attempt - NFL 2022 min. 100 carries

Player	YAC/Att	Player	YAC/Att
Tony Pollard, Dal	3.82	Tyler Allgeier, Atl.....	3.58
Rhamondre Stevenson, NE.....	3.81	Raheem Mostert, Mia.....	3.52
Khalil Herbert, Chi.....	3.67	Nick Chubb, Cle.....	3.48
Derrick Henry, Ten.....	3.60	Josh Jacobs, LV.....	3.40

Dallas rushers punished opposing defenses after initial contact in 2022. The Cowboys totaled 1,577 yards after contact on rushes, sixth in the NFL:

Team Rushing Yards After Contact - NFL 2022

Team	YAC	Team	YAC
Chicago.....	2,007	Dallas	1,577
Atlanta.....	1,807	Carolina.....	1,478
Cleveland.....	1,709	Washington.....	1,468
Tennessee.....	1,612	N.Y. Giants.....	1,448
Baltimore.....	1,592	Philadelphia.....	1,434

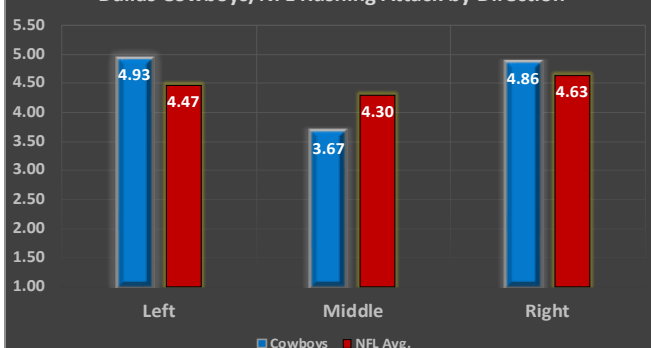
★ JUST KEEP RUNNING ★

In 2022, Dallas handed the ball off to ball carriers in the backfield on 465 plays. On rushing plays where a handoff occurred in the backfield, Dallas recorded 142 runs up the middle of the line, 152 runs to the left and 171 runs to the right. The left side of the line is where they experienced the most success, averaging 4.93 yards-per-carry, the sixth-highest rushing average in the NFL when running to the left:

Dallas Cowboys Rushing By Location in 2022 (NFL rank) handoffs occur in the backfield

	Total Rush	Yards	Yards/Att
Left	152 (6)	749 (6)	4.93 (6)
Middle	142 (6)	521 (12)	3.67 (29)
Right	171 (3)	831 (5)	4.86 (10)

Dallas Cowboys/NFL Rushing Attack by Direction





867 CeeDee Lamb, who was named second-team AP All-Pro, did damage when lining up in the slot, as his 867 receiving yards out of the slot led all NFL receivers in 2022.

★ NO SILENCING THIS LAMB ★

CeeDee Lamb started his Cowboys career loudly, passing Bob Hayes (46) and establishing a franchise record for the most receptions by a Cowboys rookie (74). He continued to make noise in 2021, and combined with his 107 receptions in 2022, Lamb's 260 receptions are the most by a Cowboy in his first three seasons:

Most Receptions by a Cowboy in First Three Seasons

Player	Seasons	Rec
CeeDee Lamb	2020-22	260
Dez Bryant.....	2010-12	200
Herschel Walker.....	1986-88	189
Jason Witten.....	2003-05	188

In 2022 against Houston (12/11), Lamb exceeded 1,000 scrimmage yards on the season, his third consecutive season with 1,000 scrimmage yards. Lamb is one-of-five Cowboys players - and the only wide receiver - in franchise history to start a career with three consecutive 1,000-scrimmage yard seasons:

Player 1,000-Scrm. Yd Seasons to Begin Career

Emmitt Smith.....	13 Seasons (1990-2002)
Ezekiel Elliott.....	6 Seasons (2016-21)
Tony Dorsett.....	5 Seasons (1977-81)
Herschel Walker.....	3 Seasons (1986-88)
CeeDee Lamb*	3 Seasons (2020-22)

*streak is active

★ CEEDEE'S BIG PLAYS ★

CeeDee Lamb caught 24 passes of 20-plus yards in 2022, tied for third in the NFL:

20-Plus Yard Reception Leaders - NFL 2022

Player	Rec	Player	Rec
Justin Jefferson, Min.....	28	Travis Kelce, KC.....	19
Tyreek Hill, Mia.....	25	Mike Evans, TB.....	19
CeeDee Lamb, Dal.....	24	DeVonta Smith, Phi.....	18
Davante Adams, LV.....	24	Amari Cooper, Cle.....	18
A.J. Brown, Phi.....	23	Christian Kirk, Jax.....	18
Jaylen Waddle, Mia.....	21	DeVonta Smith, Phi.....	18

★ ON THE LAMB ★

CeeDee Lamb quickly rose to the No. 1 receiver spot for the Dallas Cowboys. Lamb recorded two 100-yard receiving games as a rookie in 2020 before tallying three 100-yard games in 2021. Lamb recorded five 100-yard receiving games in 2022, giving him 10 for his career:

CeeDee Lamb Career 100-Yard Rec Games

Opp, Date	Rec Yds
at GB, 11/13/22	150
at NE, 10/17/21.....	149
at Jax, 12/18/22	126
vs. NYG, 10/11/20.....	124
vs. Phi, 12/24/22	120
at Min, 10/31/21.....	112
vs. Atl, 9/20/20.....	106
vs. NYG, 11/24/22	106
at TB, 9/9/21.....	104
at Ten, 12/29/22	100

Lamb's 10 career 100-yard receiving games are the second-most 100-yard games by a Cowboys player in his first three seasons:

Most 100-Yard Receiving Games in First Three Seasons Cowboys History

Player	100-Yd Gms	Player	100-Yd Gms
Bob Hayes.....	13	Dez Bryant.....	6
CeeDee Lamb	10	Michael Gallup.....	6
Drew Pearson.....	8		

★ SLOT MACHINE ★

CeeDee Lamb proved to be elusive when lining up as a slot receiver in 2022. Lamb's 867 yards out of the slot were first in the NFL in 2022:

NFL Reception Leaders When Lining Up in The Slot

Player	Routes	Rec.	Rec. Yds
CeeDee Lamb, Dal	356	63	867
Christian Kirk, Jac.....	470	61	823
Justin Jefferson, Min.....	201	44	710
Chris Godwin, TB.....	420	67	694
Tyler Boyd, Cin.....	474	50	688
Travis Kelce, KC.....	275	53	657
Tyreek Hill, Mia.....	227	48	601
Amon-Ra St. Brown, Det.....	288	61	596
Mark Andrews, Bal.....	288	49	594
Jerry Jeudy, Den.....	241	39	504

★ SLOT VS. WIDE OUT ★

CeeDee Lamb has been a versatile weapon in his first three seasons, splitting time at both slot receiver and on the outside. Below are Lamb's 2022 stats when lining up in the slot position compared to lining up on the outside:

CeeDee Lamb, 2022

Slot	Outside
Routes: 356	Routes: 214
Targets: 83	Targets: 73
Receptions: 63	Receptions: 44
Receiving Yards: 867	Receiving Yards: 492
TD: 3	TD: 6

★ THIRD DOWN PLAYMAKER ★

Dallas was not shy about targeting its No. 1 wideout in crucial third down situations, as CeeDee Lamb had 17 receptions on third down and long (eight yards-or-more) in 2022, most in the NFL:

Receptions on 3rd Down & Long (Eight-Plus Yds) - 2022

Player	Rec	1stD%	Player	Rec	1stD%
CeeDee Lamb	17	47.8%	Ameer Abdullah.....	13	21.4%
T.J. Hockenson.....	15	19.0%	Five tied.....	12	
Chris Olave.....	13	42.1%			

★ THE ARCHER ★

The Dallas Cowboys added a speedy, big-play threat to their offense when they traded for Brandin Cooks this past offseason. Heading into his 10th NFL season, Cooks has shown the ability to take the top off a defense at any point of the game.

Since Cooks entered the league in 2014, his 36 receptions of 40-plus yards are tied for second in the NFL:

40-Plus Yard Receptions - 2014-22

Player	40-Yd Rec.	Player	40-Yd Rec.
Tyreek Hill.....	40	Mike Evans	32
Brandin Cooks.....	36	Davante Adams.....	32
DeSean Jackson.....	36	Antonio Brown.....	31
T.Y. Hilton	32	Odell Beckham Jr.....	31
Stefon Diggs.....	32	Amari Cooper.....	28

Cooks is also tied for the third-most receiving touchdowns of 40 yards-or-more, trailing only Tyreek Hill and DeSean Jackson, in that span:

Receiving TDs of 40-Plus Yards - 2014-22

Player	TDs	Player	TDs
Tyreek Hill	25	Tyler Lockett.....	15
DeSean Jackson.....	19	Antonio Brown.....	13
Brandin Cooks	15	Amari Cooper.....	13
Odell Beckham Jr.....	15	Mike Evans	13

★ CONSISTENTLY COOKING ★

Brandin Cooks has been traded four times in his career, and the Cowboys will be his fifth team since he entered the league in 2014. Despite being traded to four different teams, Cooks' production has not stopped. He joined Brandon Marshall as the only players in NFL history to record at least 1,000 receiving yards in a season with four different teams.

In his nine-year career, Cooks has recorded six 1,000-yard seasons, tied for fourth among active players.

Most 1,000-Yard Receiving Seasons - Active Players

Player	Seasons	Player	Seasons
Mike Evans, TB	9	Amari Cooper, Cle	6
Travis Kelce, KC.....	7	DeAndre Hopkins, Ten	6
Julio Jones	7	A.J. Green	6
Brandin Cooks, Dal.....	6		

Cooks will also bring valuable experience to the Cowboys wide receivers room, as his 118 career games played rank fourth among wide receivers since 2014:

Games Played - Wide Receivers 2014-22

Player	GP	Player	GP
Mike Evans, TB	134	Julio Jones.....	115
DeAndre Hopkins, Ten	128	Jarvis Landry	111
Davante Adams, LV	126	T.Y. Hilton	110
Brandin Cooks, Dal.....	118	Amari Cooper, Cle	110

★ POINT MEN ★

Despite losing quarterback Dak Prescott for five games due to injury in 2022, Dallas averaged 27.5 points - the fourth-highest scoring offense in the NFL last season. Since the start of 2021, Dallas ranks second in the league among point differential:

Point Differential Leaders - NFL 2021-22

Team	PtDif	Team	PtDif
Buffalo.....	+363	Philadelphia	+192
Dallas	+297	Cincinnati.....	+180
Kansas City	+243	New England	+176
San Francisco.....	+235	Tampa Bay.....	+113

The Cowboys started the scoring barrage early in 2022, ranking sixth in the league in first quarter points (91):

Most First Quarter Points in 2022 - NFL

Team	Pts	Team	Pts
Detroit.....	107	Kansas City	93
Seattle	97	Dallas.....	91
Buffalo	95	Philadelphia.....	89
Cincinnati	94	Tennessee.....	83

★ CASHING IN FOR POINTS ★

The Cowboys cashed in for points on 54 of their 56 trips inside the 20-yard line, good for a league-best 96.4% red zone scoring efficiency. Additionally, Dallas scored a touchdown on 40 of its 56 red zone trips in 2022, a 71.4% red zone touchdown efficiency that led the NFL:

NFL Red Zone Touchdown Efficiency - 2022

Team	RZ Drives	TD	RZ TD Eff.
Dallas	56	40	71.4%
Kansas City.....	72	50	69.4%
Philadelphia	59	40	67.8%
Detroit	68	45	66.2%
Cincinnati	57	37	64.9%
Tennessee.....	42	27	64.3%

★ POINTS OFF TAKEAWAYS ★

In 2021 Dallas led the league in takeaways (34) and snatched 119 points off those takeaways, second in the league. The Cowboys did not slow down in 2022, as they ranked third in the NFL with 110 points off a league-best 33 takeaways:

Most Points Off Takeaways - 2022 NFL

Team	Takeaways	Points	Pct of Tot Pts Scored on TAs
New England.....	30	114	31.3%
Jacksonville	27	111	27.5%
Dallas.....	33	110	23.6%
San Francisco	27	94	20.9%
Philadelphia.....	27	87	20.8%
Cincinnati.....	24	87	18.2%

Dallas scored 26 points off four takeaways in the fourth quarter against Indianapolis (12/4), the most points off turnovers in a quarter by any NFL team in the last 45 seasons.

★ DYNAMITE OFFENSE ★

The Cowboys offensive production was correlated in large part to its ability to produce big plays (20-plus yards) in 2022. Dallas racked up 67 big plays in 2022 - tied for ninth in 2022:

Big Plays (20-Plus Yards) - 2022 NFL

Team	20+ Rush	20+ Pass	Tot 20+	20+ TD
Kansas City	10	73	83	9
Philadelphia.....	17	63	80	17
San Francisco.....	19	56	75	16
Miami.....	10	62	72	12
Buffalo	20	51	71	15
Jacksonville	15	55	70	10
Detroit.....	12	56	69	8
Seattle	18	50	68	17
Dallas	17	50	67	12
Las Vegas.....	9	58	67	18
New England	10	57	67	12

★ 40-BURGER ★

Dallas was no stranger when it came to lighting up the scoreboard, as it finished fourth in points-per-game (27.5) in 2022 after leading the league in scoring in 2021 (31.2).

The Cowboys scored 40-plus points in four games in 2022 - all since Week 8 against Chicago - and most in the NFL:

Dallas Cowboys 40-Point Games - 2022

Opp, Date	Score
vs. Chi, 10/30/22.....	49-29
at Min, 11/20/22.....	40-3
vs. Ind, 12/4/22.....	54-19
vs. Phi, 12/24/22.....	40-34

Dallas' four 40-point games in 2022 were the most in the NFL for the season and tied for the third-most 40-point contests in team history:

Most 40 Point Games In A Season - Cowboys History

Year	40-Pt Gms	Year	40-Pt Gms
1971	5	1966	4
2021	5	2022	4



6

Micah Parsons' six multi-sack games were the second-most in the NFL in 2022. He tied DeMarcus Ware for the most multi-sack games (1.5-plus sacks) in a season in franchise history.

★ THE LIONBACKER ★

Micah Parsons proved to be explosive off the edge in his rookie season with Dallas, as *Pro Football Focus* credited Parsons with 67 quarterback pressures in 2021 - ninth in the NFL.

Parsons led the NFL with 90 quarterback pressures in 2022. He pressured opposing quarterbacks on 19.3% of his pass rushes, which also led the league (min. 250 pass rushes):

Highest Quarterback Pressure Percentage, PFF 2022

Player	Ps Rush	Prsrs	Prsr%
Micah Parsons, Dal	467	90	19.3%
Nick Bosa, SF	480	89	18.5%
Brandon Graham, Phi	289	48	17.1%
Trey Hendrickson, Cin.....	364	62	17.0%
Za'Darius Smith, Min.....	492	78	16.7%
Myles Garrett, Cle	454	73	16.1%
Haason Reddick, Phi.....	428	68	15.9%
Jerry Hughes, Hou	366	58	15.8%

★ MAKING HISTORY...AGAIN ★

Micah Parsons finished with 13.5 sacks in 2022 after recording 13.0 as a rookie in 2021. He is the first player in Cowboys history with double-digit sacks in each of his first two seasons. Below are Cowboys players who recorded double-digit sacks in at least one of their first two seasons:

Double-Digit Sacks in At Least One of First Two Seasons Cowboys History

Player	Sacks	Season
Micah Parsons	13.5	2022
Micah Parsons	13.0	2021
DeMarcus Ware	11.5	2006
Jim Jeffcoat.....	11.5	1984
Larry Cole	12.5	1969

Parsons also joined Aldon Smith and Reggie White as the only three players since 1982 with 13.0-plus sacks in both of their first two seasons.

★ THE LION IS ALWAYS HUNGRY ★

Micah Parsons was on the prowl for opposing quarterbacks in his inaugural NFL season, hunting down opposing passers for 13.0 sacks on the year - tied for the third-highest sack figure by an NFL rookie since sacks became official in 1982.

Parsons was on the hunt once again in 2022, finishing seventh in the NFL with a career-high 13.5 sacks:

NFL Sack Leaders - 2022

Player, Team	Sacks	Player	Sacks
Nick Bosa, SF	18.5	Chris Jones, KC	15.5
Haason Reddick, Phi.....	16.0	Alex Highsmith, Pit.....	14.5
Myles Garrett, Cle.....	16.0	Micah Parsons, Dal....	13.5
Matthew Judon, NE	15.5		

Parsons' career sack total is up to 26.5, the sixth-most sacks in a player's first two seasons since sacks became official in 1982:

Most Sacks In Player's First Two Seasons Since 1982

Player/Team	Seasons	Sacks
Aldon Smith, SF	2011-12	33.5
Reggie White, Phi	1985-86	31.0
Von Miller, Den.....	2011-12	30.0
Derrick Thomas, KC.....	1989-90	30.0
Shawne Merriman, SD.....	2005-06	27.0
Micah Parsons, Dal.....	2021-22	26.5
Jevon Kearse, Ten	1999-00	26.0
J.J. Watt, Hou	2011-12	26.0
Dwight Freeney, Ind	2002-03	24.0

With 2.0 sacks in six contests in 2022, Parsons has nine career games with 2.0 sacks-or-more, tied with Aldon Smith for the most in a player's first two seasons since 1982:

Most Games with 2.0 Sacks Through First Two Seasons Since 1982

Player/Team	2.0-Sack Gms	Seasons
Micah Parsons, Dal.....	9	2021-22
Aldon Smith, SF	9	2011-12
Shawne Merriman, SD.....	8	2005-06
Reggie White, Phi	8	1985-86

★ ALWAYS WINNING ★

Micah Parsons was explosive as a pass rusher in 2022, totaling 13.5 sacks in 2022. Along with the sacks, Parsons led the league in pass rush win rate (30%):

Pass Rush Win Rate - NFL 2022

Player	Rate	Player	Rate
Micah Parsons, Dal.....	30%	Von Miller, Buf	23%
Haason Reddick, Phi	28%	Bradley Chubb, Den/Mia	23%
Myles Garrett, Cle	27%	T.J. Watt, Pit	22%
Trey Hendrickson, Cin	24%	Nick Bosa, SF	22%
Jaelan Phillips, Mia	24%	Josh Sweat, Phi.....	21%

*A pass rush win occurs when a defender beats his block in less than 2.5 seconds.

★ UNDER PRESSURE ★

The Cowboys front six established themselves as one of the premier pass rushing units in the league. Along with 54 sacks, Dallas led the NFL with 271 pressures, per *Pro Football Focus*:

Most QB Pressures per PFF - NFL 2022

Team	Pressures
Dallas	271
Kansas City	255
Jacksonville	253
Philadelphia	251
New England	247
Tennessee	242
Miami	240
San Francisco.....	228

★ CAN YOU DIGG(S) IT? ★

Trevon Diggs tallied an interception in three games in 2022, bringing his career total to 17. Diggs' 17 interceptions are the second-most through three career seasons in Cowboys history and tied for the fourth-most picks by any NFL player through the first three seasons since 2000:

Most Interceptions in First Three Seasons Since 2000 - NFL

Player, Team	Seasons	INTs
Ed Reed, Bal.....	2002-04	21
Richard Sherman, Sea.....	2011-13	20
Marcus Peters, KC.....	2015-17	19
Trevon Diggs, Dal.....	2020-22	17
J.C. Jackson, NE.....	2018-20	17
Chris Gamble, Car.....	2004-06	16
Nathan Vasher, Chi.....	2004-06	16

Spurred by his franchise record 11 interceptions in 2021, Diggs is tied for the league lead in interceptions (17) since he was drafted in 2020:

Interceptions - NFL 2020-22

Player, Team	INTs
Trevon Diggs, Dal.....	17
J.C. Jackson, LAC.....	17
Xavien Howard, Mia.....	16
Justin Simmons, Den.....	16
Quandre Diggs, Sea.....	14

★ THE GILLY LOCK ★

The Dallas Cowboys added a lockdown corner when they traded a 2023 fifth round pick to the Colts for two-time All-Pro, six-time Pro Bowler and former 2019 NFL Defensive Player of the Year, Stephon Gilmore.

NFL Pass Defense Leaders - Active Players

Interceptions

1. Patrick Peterson (34)
- Harrison Smith (34)
3. Tashaun Gipson (32)
- 4. Stephon Gilmore (29)**
- Tyrann Mathieu (29)

Pass Breakups

1. Darius Slay (133)
- 2. Stephon Gilmore (127)**
3. Patrick Peterson (111)
4. Kareem Jackson (107)
5. James Bradberry (99)

Entering his 12th NFL season, Gilmore has shown no signs of slowing down. In 2022 while playing for Indianapolis, he registered a forced incompleteness rate of 14.6%, good for 12th among all NFL cornerbacks per *Pro Football Focus* (min. 500 coverage snaps):

Forced Incompletion Percentage - NFL 2022

Player, Team	FI	Tgts	FI%
Sauce Gardner, NYJ.....	20	74	27.0%
Darius Williams, Jax.....	20	90	22.2%
James Bradberry, Phi.....	21	98	21.4%
Martin Emerson, Cle.....	18	89	20.2%
Xavien Howard, Mia.....	16	87	18.4%
Cameron Sutton, Det.....	13	71	18.3%
Tariq Woolen, Sea.....	13	76	17.1%
Jamel Dean, TB.....	11	68	16.2%
Charvarious Ward, SF.....	15	94	16.0%
Carlton Davis, TB.....	15	95	15.8%
Patrick Peterson, Pit.....	12	80	15.0%
Stephon Gilmore, Dal.....	12	82	14.6%

FI% = Forced Incompleteness/Targets

★ PICK IT OFF ★

Since Dan Quinn took over the Cowboys defense in 2021, Dallas' secondary leads the NFL with 42 interceptions over the last two seasons.

Team Interceptions - 2021-22

Team	INT	Team	INT
Dallas.....	42	LA Rams.....	35
New England.....	42	Houston.....	33
Buffalo.....	36	Pittsburgh.....	33
Green Bay.....	35	Minnesota.....	31

★ NO FLY ZONE ★

The Dallas Cowboys were eighth in the NFL in pass defense, allowing a mere 200.9 net passing yards-per-game in 2022:

Team Net Passing Yards Allowed-Per-Game - 2022

Team	Yds/Game
Philadelphia.....	179.8
New Orleans.....	184.4
N.Y. Jets.....	189.4
Washington.....	191.3
Cleveland.....	196.2
Green Bay.....	197.0
LA Chargers.....	200.4
Dallas.....	200.9
Tampa Bay.....	203.6
Houston.....	209.3

Dallas held seven of its first eight opponents under 200 net passing yards, the sixth season in club history that the Cowboys held at least seven opponents under 200 net passing yards through their first eight games - 1977 (eight), 1970, 1966, 1964 and 1961.

★ NOT SO BLAND ★

The Dallas Cowboys selected rookie cornerback DaRon Bland in the fifth round (167th overall) of the 2022 NFL Draft. Due to injuries in the Cowboys secondary, namely to veterans Jourdan Lewis and Anthony Brown, Bland was tasked with filling in as a starter at both nickel corner and outside corner.

Bland stepped up for the Dallas secondary, tying for second among NFL rookies with five interceptions:

2022 Rookie Interception Leaders - NFL

Player	INT	Player	INT
Tariq Woolen, Sea.....	6	Kyler Gordon, Chi.....	3
DaRon Bland, Dal.....	5	Devin Lloyd, Jax.....	3
Jalen Pitre, Hou.....	5	Cobie Durant, LAR.....	3
Kerby Joseph, Det.....	4	Aidan Hutchison, Det.....	3
Rodney Thomas III, Ind.....	4		

Bland's five interceptions were also the most by a Cowboys rookie since Derek Ross and Roy Williams each had five in 2002:

All-Time Cowboys Rookie Interception Leaders

Player, Year	INT	Player	INT
Everson Walls, 1981.....	11	Derek Ross, 2002.....	5
Mel Renfro, 1964.....	7	Roy Williams, 2002.....	5
Michael Downs, 1981.....	7	DaRon Bland, 2022.....	5
Mike Gaechter, 1962.....	5	Terence Newman, 2003..	4
Charlie Waters, 1970.....	5		

★ JACK OF ALL TRADES ★

DaRon Bland lined up all over the secondary for Dallas in 2022. Below are his snap counts when lining up in the secondary, per *PFF*:

	NCB	CB	S	Total
Week 1 vs. TB.....	0	0	0	0
Week 2 vs. CIN.....	0	0	0	0
Week 3 at NYG.....	0	0	0	0
Week 4 vs. WAS.....	49	1	1	51
Week 5 at LAR.....	0	0	0	0
Week 6 at PHI.....	0	0	0	0
Week 7 vs. DET.....	7	0	0	7
Week 8 vs. CHI.....	43	0	1	44
Week 10 at GB.....	26	1	0	27
Week 11 at MIN.....	31	11	0	42
Week 12 vs. NYG.....	47	0	1	48
Week 13 vs. IND.....	58	0	0	58
Week 14 vs. HOU.....	33	12	0	45
Week 15 at JAX.....	48	12	1	61
Week 16 vs. PHI.....	29	23	0	52
Week 17 at TEN.....	46	10	1	57
Week 18 at WAS.....	17	8	0	25
Wild Card at TB.....	25	51	1	77
Divisional at SF.....	1	56	0	57
Totals.....	460	185	6	651

★ TAKEAWAYS IN BUNCHES ★

The Cowboys led the NFL with 33 takeaways in 2022 just one season after leading the league with 34 takeaways. Dallas was the first team to lead the NFL in takeaways in back-to-back seasons since Pittsburgh from 1972-74 (three straight seasons):

Most Takeaways in the NFL - 2022

Team	INT	FR	Takeaways
Dallas	16	17	33
Philadelphia	17	10	27
New England	18	9	27
San Francisco	17	9	26
Jacksonville	13	12	25

Coupled with 34 takeaways from 2021, the Cowboys led the NFL with 67 takeaways from 2021-22, the most in a two-year span by Dallas since the 1986-87 teams tallied 74 takeaways.

The Cowboys also recorded four takeaways in three games in 2022, the most in the NFL.

★ I'LL TAKE THAT ★

In Dan Quinn's first season as the defensive play caller, Dallas tied for the league lead with a +14 turnover differential in 2021. In Quinn's second season with the Cowboys, Dallas finished second in the league with a +10 turnover differential:

2022 NFL Turnover Differential Leaders

Team	Takeaways	Giveaways	Differential
San Francisco	30	17	+13
Dallas	33	23	+10
Philadelphia	27	19	+8
Detroit	22	15	+7
New England	30	23	+7

Dallas finished the season with a turnover margin of +10 just one season after totaling a +14 turnover margin. The Cowboys posted a turnover differential of +10-or-more in consecutive seasons for the first time since 1998-99.

★ NEGATIVE PLAYS ★

After ranking 24th in opponent negative plays in 2020, Dallas took down opponents behind the line of scrimmage at a high rate since Dan Quinn's arrival last season. In 2022 the Cowboys passed 2021's opponent negative plays mark (99), as they were fourth in the NFL with 115 opponent negative plays:

Opponent Negative Plays Leaders - NFL 2022

Team	Opp Neg. Plys	Team	Opp Neg. Plys
Philadelphia	125	Houston	113
Indianapolis	124	Arizona	112
Kansas City	116	Miami	111
Dallas	115	Tampa Bay	111

In those 115 negative plays, Dallas' opponents lost 487 yards, the third-most negative yards forced in the NFL.

★ THIRD-AND-I GOT THIS ★

The Cowboys held opponents to 87-of-231 on third downs in 2022, a 37.7% opponent third down conversion rate that was ninth in the NFL. When limiting opposing offenses on first and second down, the Cowboys defense gave opponents fits on third-and-long (more than six yards), ranking third in the league.

Below is a breakdown of the Cowboys opponent third down conversions by distance in 2022:

Cowboys Third Down Defense in 2022

3rd & Short (<4 Yds)	3rd & Med (4-6 Yds)	3rd & Long (>6 Yds)	3rd & 10+
49-62 (60.9%)	28-65 (43.1%)	17-97 (17.5%)	9-60 (15.0%)
Rank: 19th	Rank: 17th	Rank: 3rd	Rank: 7th

★ HEAVY HITTER ★

In addition to a feisty defensive line, the Cowboys also had a physical pass rusher out of the secondary. Donovan Wilson led all NFL defensive backs with 5.0 sacks in 2022, which tied Bill Bates for the most sacks by a Cowboys defensive back in a season since 1982:

Most Sacks by Cowboys Defensive Back Single Season - Since 1982

Player, Season	Sacks	Player, Season	Sacks
Donovan Wilson, 2022	5.0	Bill Bates, 1983	4.0
Bill Bates, 1984	5.0	Michael Downs, 1984 ...	3.5
Jourdan Lewis, 2019.....	4.0	Donovan Wilson, 2020 ..	3.5

Wilson's 8.5 career sacks are tied for the fourth-most all-time by a Cowboys defensive back:

Most Career Sacks by Cowboys Defensive Back Since 1982

Player	Sacks	Player	Sacks
Bill Bates	18.0	Jourdan Lewis	8.5
Orlando Scandrick	11.5	Donovan Wilson	8.5
Darren Woodson.....	11.0	Michael Downs	8.0

★ LEGION OF DOOM ★

Dallas was effective in rushing opposing passers in 2022. Most importantly, the Cowboys were successful in taking down the quarterback for big plays, as Dallas' 54 sacks tied for third in the NFL behind Philadelphia and Kansas City:

NFL Team Sack Leaders - 2022

Team	Sacks	Team	Sacks
Philadelphia	68	Baltimore	48
Kansas City	55	New Orleans	48
Dallas	54	N.Y. Jets	45
New England	54	Seattle/Tampa Bay	45

This season marked the first time since 2008 (59) where a Dallas team recorded at least 50 sacks in a season.

★ UNDER PRESSURE ★

The Cowboys front six established themselves as one of the premier pass rushing units in the league. Along with 54 sacks, Dallas led the NFL with 271 pressures, per *Pro Football Focus*:

Most QB Pressures per PFF - NFL 2022

Team	Pressures
Dallas	271
Kansas City	255
Jacksonville	253
Philadelphia	251
New England	247
Tennessee	242
Miami	240
San Francisco	228

★ NO POINTS FOR YOU ★

Dallas allowed touchdowns on only 18.2% of possessions in 2021 - fourth in the NFL. In 2022 Dallas showed no signs of letting up, as it finished with the second-lowest opponent touchdown rate (16.2%) in the NFL:

Lowest Opponent Touchdown Efficiency in 2022

Team	Opp Drives	TD Drives	TD %
N.Y. Jets	192	29	15.1%
Dallas	197	32	16.2%
Denver	198	32	16.2%
San Francisco	183	31	16.9%
Cincinnati	176	30	17.0%
New Orleans	185	32	17.3%
Baltimore	175	31	17.7%
Washington	197	36	18.3%
New England	191	35	18.3%
Buffalo	168	31	18.5%



ROSTERS AND DEPTH CHART

2023 DALLAS COWBOYS UNOFFICIAL DEPTH CHART

(As of August 7, 2023)

OFFENSE

WR	88 CeeDee Lamb	81 Simi Fehoko	<u>83 Jalen Brooks</u>	19 Dontario Drummond
LT	77 Tyron Smith	71 Chuma Edoga	<u>64 Earl Bostick</u>	
LG	73 Tyler Smith	68 Matt Farniok	<u>76 Asim Richards</u>	
C	63 Tyler Biadasz	67 Brock Hoffman	65 Alec Lindstrom	
RG	70 Zack Martin	75 Josh Ball	<u>66 T.J. Bass</u>	
RT	78 Terence Steele	79 Matt Waletzko	72 Alex Taylor-Prioleau	
TE	87 Jake Ferguson	84 Sean McKeon	47 Seth Green	
TE	89 Peyton Hendershot	<u>86 Luke Schoonmaker</u>	<u>49 John Stephens</u>	<u>48 Princeton Fant</u>
WR	3 Brandin Cooks	9 KaVontae Turpin	17 Dennis Houston	<u>14 Jose Barbon</u>
WR	13 Michael Gallup	18 Jalen Tolbert	80 Tyron Johnson	<u>16 Jalen Cropper</u>
QB	4 Dak Prescott	10 Cooper Rush	15 Will Grier	
RB	20 Tony Pollard	23 Rico Dowdle	34 Malik Davis	32 Ronald Jones
				<u>42 Deuce Vaughn</u>
				<u>43 Hunter Luepke</u>

DEFENSE

DE	90 DeMarcus Lawrence	54 Sam Williams	94 Ben Banogu	<u>53 Isaiah Land</u>	<u>51 Durrell Johnson</u>
DT	95 Johnathan Hankins	<u>58 Mazi Smith</u>	98 Quinton Bohanna		
DT	97 Osa Odighizuwa	96 Neville Gallimore	99 Chauncey Golston	60 Isaac Alarcon	
DE	92 Dorance Armstrong	56 Dante Fowler	<u>93 Viliami Fehoko</u>		
LB	11 Micah Parsons	33 Damone Clark	<u>35 DeMarvion Overshown</u>	<u>91 Tyrus Wheat</u>	
LB	55 Leighton Vander Esch	14 Jabril Cox	46 Malik Jefferson	50 Devin Harper	
CB	21 Stephon Gilmore	<u>37 Eric Scott</u>	29 C.J. Goodwin	<u>39 Myles Brooks</u>	
CB	7 Trevon Diggs	25 Nahshon Wright	<u>40 Josh Butler</u>		
NB	26 DaRon Bland	1 Kelvin Joseph	<u>38 D'Angelo Mandell</u>	2 [Jourdan Lewis]	
S	6 Donovan Wilson	24 Israel Mukuamu	36 Sheldrick Redwine		
S	27 Jayron Kearse	41 Markquese Bell			
S	28 Malik Hooker	30 Juanyeh Thomas	31 Tyler Coyle		

SPECIALISTS

K	<u>1 Brandon Aubrey</u>		
P	5 Bryan Anger		
LS	44 Trent Sieg		
H	5 Bryan Anger		
KR	9 KaVontae Turpin	34 Malik Davis	<u>42 Deuce Vaughn</u>
PR	9 KaVontae Turpin	<u>42 Deuce Vaughn</u>	

[Practice Squad]

PRONUNCIATION GUIDE

Isaac Alarcon	ahl-are-CONE	Malik Jefferson	MA-leek
Dorance Armstrong	DOOR-intz	Durrell Johnson	DUH-rell
Markquese Bell	mar-KEESE	Tyron Johnson	TIE-rin
Tyler Biadasz	bee-AH-dish	Jayron Kearse	JAY-RON
DaRon Bland	duh-RON	Hunter Luepke	LIP-key
Quinton Bohanna	boe-HAN-ah	Sean McKeon	muh-CUE-in
Damone Clark	duh-MONE	Israel Mukuamu	MOO-kwah-moo
Jabril Cox	juh-BREEL	Osa Odighizuwa	oh-DIGGY-zoowa
Trevon Diggs	TRAY-von	DeMarvion Overshown	De-MAR-vee-on oh-ver-SHOWN
Rico Dowdle	DOWD-ill	Asim Richards	AH-sum
Dontario Drummond	don-TARE-ee-oh	Luke Schoonmaker	SKOON-maker
Chuma Edoga	chu-MA ee-doe-GAH	Trent Sieg	SIG
Matt Farniok	FAR-nee-ack	Tyron Smith	TIE-rin
Simi Fehoko	SIM-ee FAY-hoko	Juanyeh Thomas	ONE-yay
Viliami Fehoko	villy-AH-me fuh-HO-ko	KaVontae Turpin	kuh-VON-tay
Stephon Gilmore	steph-AHN	Nahshon Wright	nuh-SHAWN

COACHING STAFF

HEAD COACH: Mike McCarthy

ASSISTANTS: Jeff Blasko (Running Game Coordinator/Running Backs), Ramon Chinyoung (Quality Control/Asst. Offensive Line), Aden Durde (Defensive Line), John Fassel (Special Teams Coordinator), Ryan Feder (Game Management/Off. Assistant), Sharif Floyd (Quality Control/Asst. Defensive Line), Will Harriger (Offensive Assistant/Quality Control), Evan Harrington (Offensive Assistant), Al Harris (Defensive Backs), Chase Haslett (Assistant Tight Ends), Cannon Matthews (Assistant Defensive Backs), Scott McCurley (Linebackers), Harold Nash (Strength & Conditioning Coordinator), Pete Ohnegian (Quality Control/Defensive Assistant), Robert Prince (Wide Receivers), Dan Quinn (Defensive Coordinator), Justin Rudd (Coaching Operations Manager/Football Analytics), Brian Schottenheimer (Offensive Coordinator), Eric Simonelli (Quality Control Analytics), Cedric Smith (Assistant Strength & Conditioning), Kendall Smith (Assistant Strength & Conditioning), Mike Solari (Offensive Line), Rayna Stewart (Assistant Special Teams), Darian Thompson (Quality Control/Asst. Linebackers), Scott Tolzien (Quarterbacks), Lunda Wells (Tight Ends), Joe Whitt (Secondary/Defensive Pass Game Coordinator).

2023 DALLAS COWBOYS ALPHABETICAL ROSTER

NO.	NAME	POS	HT	WT	DOB	EXP	COLLEGE	HOMETOWN	GP	GS	DNP	IA
60	Alarcon, Isaac	DL	6-6	315	7/27/1998	1	Monterrey Tech	Monterrey, Mexico	0	0	0	0
5	Anger, Bryan	P	6-3	214	10/6/1988	12	California	Camarillo, Calif.	17	0	0	0
92	Armstrong, Dorance	DE	6-3	270	6/10/1997	6	Kansas	Houston, Texas	17	5	0	0
1	Aubrey, Brandon	K	6-3	208	3/14/1995	R	Notre Dame	St. Louis, Mo.	0	0	0	0
75	Ball, Josh	T	6-8	320	5/15/1998	3	Marshall	Fredericksburg, Va.	13	0	4	0
94	Banogu, Ben	DE	6-3	252	1/1/1996	5	Texas Christian	McKinney, Texas	0	0	0	0
14	Barbon, Jose	WR	6-0	193	4/16/2000	R	Temple	Lancaster, Pa.	0	0	0	0
66	Bass, T.J.	T	6-4	315	12/31/1969	R	Oregon	Deming, Wash.	0	0	0	0
41	Bell, Markquese	S	6-2	218	12/31/1999	2	Florida A&M	Bridgeton, N.J.	5	0	0	12
63	Biadasz, Tyler	C	6-4	316	11/20/1997	4	Wisconsin	Amherst, Wisc.	16	16	0	1
26	Bland, DaRon	CB	6-2	202	7/12/1999	2	Fresno State	Modesto, Calif.	17	8	0	0
98	Bohanna, Quinton	DT	6-4	338	3/16/1999	3	Kentucky	Memphis, Tenn.	13	9	0	4
64	Bostick, Earl	T	6-6	315	12/31/1998	R	Kansas	Barnwell, S.C.	0	0	0	0
83	Brooks, Jalen	WR	6-1	203	5/7/2000	R	South Carolina	Harrisburg, N.C.	0	0	0	0
39	Brooks, Myles	DB	6-1	200	1/2/2001	R	Louisiana Tech	Pflugerville, Texas	0	0	0	0
40	Butler, Josh	CB	6-0	186	11/25/1996	R	Michigan State	Mesquite, Texas	0	0	0	0
33	Clark, Damone	LB	6-2	245	6/28/2000	2	Louisiana State	Baton Rouge, La.	10	5	0	0
3	Cooks, Brandin	WR	5-10	193	9/25/1993	11	Oregon State	Stockton, Calif.	0	0	0	0
14	Cox, Jabril	LB	6-3	240	4/16/1998	3	Louisiana State	Kansas City, Mo.	9	0	0	8
31	Coyle, Tyler	S	6-1	215	7/27/1998	1	Purdue	Windsor, Conn.	1	0	0	0
16	Cropper, Jalen	WR	5-11	180	5/3/2001	R	Fresno State	Parlier, Calif.	0	0	0	0
34	Davis, Malik	RB	5-10	205	11/26/1998	2	Florida	Tamp, Fla.	12	0	0	0
7	Diggs, Trevon	CB	6-1	204	9/20/1998	4	Alabama	Gaithersburg, Md.	17	17	0	0
23	Dowdle, Rico	RB	5-11	218	6/14/1998	4	South Carolina	Asheville, N.C.	5	0	0	0
19	Drummond, Dontario	WR	6-1	214	8/22/1997	1	Mississippi	Laurel, Miss.	0	0	0	0
85	Durden, David	WR	6-1	208	12/26/1998	R	West Florida	Midville, Ga.	0	0	0	0
71	Edoga, Chuma	OL	6-4	315	5/25/1997	5	Southern California	Atlanta, Ga.	0	0	0	0
48	Fant, Princeton	TE	6-2	250	3/11/1999	R	Tennessee	Nashville, Tenn.	0	0	0	0
68	Farniok, Matt	C	6-5	316	9/26/1997	3	Nebraska	Sioux Falls, S.D.	7	2	0	0
81	Fehoko, Simi	WR	6-4	218	11/5/1997	3	Stanford	Sandy, Utah	5	0	0	0
93	Fehoko, Viliami	DE	6-4	283	12/16/1999	R	San Jose State	East Paolo Alto, Calif.	0	0	0	0
87	Ferguson, Jake	TE	6-5	252	1/18/1999	2	Wisconsin	Madison, Wisc.	16	8	0	1
56	Fowler, Dante	DE	6-3	250	8/3/1994	8	Florida	St. Petersburg, Fla.	17	0	0	0
96	Gallimore, Neville	DT	6-2	315	1/17/1997	4	Oklahoma	Ottawa, Ontario	16	1	0	1
13	Gallup, Michael	WR	6-1	205	3/4/1996	6	Colorado State	Monroe, Ga.	14	11	0	3
21	Gilmore, Stephon	CB	6-0	190	9/19/1990	12	South Carolina	Rock Hill, SC	0	0	0	0
99	Golston, Chauncey	DE	6-5	285	2/10/1998	3	Iowa	Detroit, Mich.	15	0	0	2
29	Goodwin, C.J.	CB	6-3	195	2/4/1990	8	California (PA)	Wheeling, W.V.	17	0	0	0
47	Green, Seth	TE	6-4	255	2/14/1998	1	Houston	Woodbury, Minn.	0	0	0	0
15	Grier, Will	QB	6-1	215	4/3/1995	5	West Virginia	Charlotte, N.C.	0	0	5	11
95	Hankins, Johnathan	DT	6-3	325	3/30/1992	11	Ohio State	Dearborn Heights, Mich.	5	3	0	1
50	Harper, Devin	LB	6-0	240	5/13/1998	2	Oklahoma State	Knoxville, Tenn.	3	0	0	4
89	Hendershot, Peyton	TE	6-4	250	4/23/1999	2	Indiana	North Salem, Ind.	17	2	0	0
67	Hoffman, Brock	C	6-4	315	7/2/1999	1	Virginia Tech	Statesville, N.C.	0	0	0	0
28	Hooker, Malik	S	6-1	215	4/2/1996	7	Ohio State	New Castle, Pa.	16	6	0	1
17	Houston, Dennis	WR	6-1	202	4/24/1999	1	Western Illinois	San Antonio, Texas	2	0	0	0
46	Jefferson, Malik	LB	6-2	245	11/15/1996	4	Texas	Mesquite, TX	0	0	0	0
51	Johnson, Durrell	DE	6-3	260	6/26/1998	R	Liberty	Baltimore, Md.	0	0	0	0
80	Johnson, Tyron	WR	6-1	195	1/8/1996	4	Oklahoma State	New Orleans, La.	0	0	0	0
32	Jones, Ronald	RB	6-0	218	8/3/1997	6	Southern California	McKinney, Texas	0	0	0	0
1	Joseph, Kelvin	CB	5-11	200	11/11/1999	3	Kentucky	Baton Rouge, La.	16	1	0	1
27	Kearse, Jayron	S	6-4	227	2/11/1994	8	Clemson	Fort Myers, Fla.	14	14	0	3
88	Lamb, CeeDee	WR	6-2	197	4/8/1999	4	Oklahoma	Richmond, Texas	17	17	0	0
53	Land, Isaiah	LB	6-3	245	2/5/2000	R	Florida A&M	Buffalo, N.Y.	0	0	0	0
90	Lawrence, DeMarcus	DE	6-3	254	4/28/1992	10	Boise State	Aiken, S.C.	17	17	0	0
65	Lindstrom, Alec	C	6-3	300	7/7/1997	1	Boston College	Dudley, Mass.	0	0	1	0
43	Luepke, Hunter	RB	6-1	245	2/28/2000	R	North Dakota State	Spencer, Wisc.	0	0	0	0
38	Mandell, D'Angelo	DB	6-0	195	12/27/1998	R	BYU	San Diego, Calif.	0	0	0	0
70	Martin, Zack	G	6-4	315	11/20/1990	10	Notre Dame	Indianapolis, Ind.	17	17	0	0
84	McKeon, Sean	TE	6-5	255	12/28/1997	4	Michigan	Dudley, Mass.	13	0	0	0
24	Mukuamu, Israel	S	6-4	215	11/28/1999	3	South Carolina	Charlotte, N.C.	15	3	0	2
97	Odighizuwa, Osa	DT	6-2	294	8/13/1998	3	UCLA	Dayton, Ohio	17	17	0	0
35	Overshown, DeMarvion	LB	6-3	230	8/13/2000	R	Texas	Arp, Texas	0	0	0	0
11	Parsons, Micah	LB	6-3	250	5/26/1999	3	Penn State	Harrisburg, Pa.	17	17	0	0
20	Pollard, Tony	RB	6-0	215	4/30/1997	5	Memphis	Memphis, Tenn.	16	4	0	1
4	Prescott, Dak	QB	6-2	228	7/29/1993	8	Mississippi State	Haughton, La.	12	12	0	5
36	Redwine, Sheldrick	DB	6-0	195	11/6/1996	4	Miami	Miami, FL	0	0	0	0
76	Richards, Asim	T	6-4	315	10/2/2000	R	North Carolina	Philadelphia, Pa.	0	0	0	0
10	Rush, Cooper	QB	6-3	224	11/21/1993	6	Central Michigan	Charlotte, Mich.	9	5	8	0
86	Schoonmaker, Luke	TE	6-5	255	9/28/1998	R	Michigan	Hamden, Conn.	0	0	0	0
37	Scott, Eric	DB	6-1	205	8/7/1998	R	Southern Mississippi	Basehor, Kan.	0	0	0	0
44	Sieg, Trent	LS	6-3	240	5/19/1995	6	Colorado State	Eaton, Colo.	0	0	0	0
58	Smith, Mazi	DT	6-3	328	6/16/2001	R	Michigan	Grand Rapids, Mich.	0	0	0	0
73	Smith, Tyler	G/T	6-5	320	4/3/2001	2	Tulsa	Fort Worth, Texas	17	17	0	0
77	Smith, Tyron	T	6-5	307	12/12/1990	13	Southern California	Moreno Valley, Calif.	4	4	0	0
78	Steele, Terence	T	6-6	320	6/4/1997	4	Texas Tech	Cibola, Texas	13	13	0	0
49	Stephens, John	TE	6-6	245	9/23/1999	R	Louisiana-Lafayette	Logansport, LA.	0	0	0	0
72	Taylor-Prioleau, Alex	T	6-8	320	4/29/1997	1	South Carolina State	Moncks Corner, S.C.	0	0	0	0
30	Thomas, Juanyeh	S	6-1	215	6/24/2000	1	Georgia Tech	Niceville, Fla.	0	0	0	0
18	Tolbert, Jalen	WR	6-1	200	2/27/1999	2	South Alabama	Mobile, Ala.	8	1	0	9
9	Turpin, KaVontae	WR	5-7	155	8/2/1996	2	TCU	Monroe, La.	17	0	0	0
55	Vander Esch, Leighton	LB	6-4	255	2/8/1996	6	Boise State	Riggins, Idaho	14	14	0	3
42	Vaughn, Deuce	RB	5-5	180	11/2/2001	R	Kansas State	Round Rock, Texas	0	0	0	0
79	Waletzko, Matt	T	6-8	320	12/15/1999	2	North Dakota	Cold Spring, Minn.	3	0	1	2
91	Wheat, Tyrus	LB	6-2	263	12/8/1999	R	Mississippi State	Amite, La.	0	0	0	0
54	Williams, Sam	DE	6-4	262	3/31/1999	2	Mississippi	Montgomery, Ala.	15	0	0	2
6	Wilson, Donovan	S	6-0	205	2/21/1995	5	Texas A&M	Shreveport, La.	17	17	0	0
25	Wright, Nahshon	CB	6-4	200	9/23/1998	3	Oregon State	East Palo Alto, Calif.	7	2	0	10
ACTIVE/PUP												
2	Lewis, Jourdan	CB	5-10	190	8/31/1995	7	Michigan	Detroit Mich.	6	4	1	0

2023 DALLAS COWBOYS NUMERICAL ROSTER

NO.	NAME	POS	HT	WT	AGE	EXP	COLLEGE	HOW ACQ	GP	GS	DNP	IA
1	Kelvin Joseph	CB	5-11	200	23	3	Kentucky	D2-'21	16	1	0	1
1	Brandon Aubrey	K	6-3	208	28	R	Notre Dame	FA-'23	0	0	0	0
3	Brandin Cooks	WR	5-10	193	29	11	Oregon State	T(Hou)-'23	0	0	0	0
4	Dak Prescott	QB	6-2	228	30	8	Mississippi State	D4b-'16	12	12	0	5
5	Bryan Anger	P	6-3	214	34	12	California	FA-'21	17	0	0	0
6	Donovan Wilson	S	6-0	205	28	5	Texas A&M	D6-'19	17	17	0	0
7	Trevon Diggs	CB	6-1	204	24	4	Alabama	D2-'20	17	17	0	0
9	KaVontae Turpin	WR	5-7	155	27	2	TCU	UDFA-'22	17	0	0	0
10	Cooper Rush	QB	6-3	224	29	6	Central Michigan	FA-'20	9	5	8	0
11	Micah Parsons	LB	6-3	250	24	3	Penn State	D1-'21	17	17	0	0
13	Michael Gallup	WR	6-1	205	27	6	Colorado State	D3-'18	14	11	0	3
14	Jabril Cox	LB	6-3	240	25	3	Louisiana State	D4a-'21	9	0	0	8
14	Jose Barbon	WR	6-0	193	23	R	Temple	UDFA-'23	0	0	0	0
15	Will Grier	QB	6-1	215	28	5	West Virginia	W(Car)-'21	0	0	5	11
16	Jalen Cropper	WR	5-11	180	22	R	Fresno State	UDFA-'23	0	0	0	0
17	Dennis Houston	WR	6-1	202	24	1	Western Illinois	UDFA-'22	2	0	0	0
18	Jalen Tolbert	WR	6-1	200	24	2	South Alabama	D3-'22	8	1	0	9
19	Dontario Drummmond	WR	6-1	214	25	1	Mississippi	UDFA-'22	0	0	0	0
20	Tony Pollard	RB	6-0	215	26	5	Memphis	D4a-'19	16	4	0	1
21	Stephon Gilmore	CB	6-0	190	32	12	South Carolina	T(Ind)-'23	0	0	0	0
23	Rico Dowdle	RB	5-11	218	25	4	South Carolina	UDFA-'20	5	0	0	0
24	Israel Mukuamu	S	6-4	215	23	3	South Carolina	D6b-'21	15	3	0	2
25	Nahshon Wright	CB	6-4	200	24	3	Oregon State	D3c-'21	7	2	0	10
26	DaRon Bland	CB	6-2	202	24	2	Fresno State	D5b-'22	17	8	0	0
27	Jayron Kearse	S	6-4	227	29	8	Clemson	FA-'21	14	14	0	3
28	Malik Hooker	S	6-1	215	27	7	Ohio State	FA-'21	16	6	0	1
29	C.J. Goodwin	CB	6-3	195	33	8	California (PA)	PS(Cin)-'18	17	0	0	0
30	Juanyeh Thomas	S	6-1	215	23	1	Georgia Tech	UDFA-'22	0	0	0	0
31	Tyler Coyle	S	6-1	215	25	1	Purdue	UDFA-'21	1	0	0	0
32	Ronald Jones	RB	6-0	218	26	6	Southern California	UFA(KC)-'23	0	0	0	0
33	Damone Clark	LB	6-2	245	23	2	Louisiana State	D5c-'22	10	5	0	0
34	Malik Davis	RB	5-10	205	24	2	Florida	UDFA-'22	12	0	0	0
35	DeMarvin Overshown	LB	6-3	230	22	R	Texas	D3-'23	0	0	0	0
36	Sheldrick Redwine	DB	6-0	195	26	4	Miami	FA-'22	0	0	0	0
37	Eric Scott	DB	6-1	205	25	R	Southern Mississippi	D6a-'23	0	0	0	0
38	D'Angelo Mandell	DB	6-0	195	24	R	BYU	UDFA-'23	0	0	0	0
39	Myles Brooks	DB	6-1	200	22	R	Louisiana Tech	UDFA-'23	0	0	0	0
40	Josh Butler	CB	6-0	186	26	R	Michigan State	FA-'23	0	0	0	0
41	Markquese Bell	S	6-2	218	23	2	Florida A&M	UDFA-'22	5	0	0	12
42	Deuce Vaughn	RB	5-5	180	21	R	Kansas State	D6b-'23	0	0	0	0
43	Hunter Luepke	RB	6-1	245	23	R	North Dakota State	UDFA-'23	0	0	0	0
44	Trent Sieg	LS	6-3	240	28	6	Colorado State	FA-'23	0	0	0	0
46	Malik Jefferson	LB	6-2	245	26	4	Texas	FA-'22	0	0	0	0
47	Seth Green	TE	6-4	255	25	1	Houston	FA-'22	0	0	0	0
48	Princeton Fant	TE	6-2	250	24	R	Tennessee	UDFA-'23	0	0	0	0
49	John Stephens	TE	6-6	245	23	R	Louisiana-Lafayette	UDFA-'23	0	0	0	0
50	Devin Harper	LB	6-0	240	25	2	Oklahoma State	D6-'22	3	0	0	4
51	Durrell Johnson	DE	6-3	260	25	R	Liberty	UDFA-'23	0	0	0	0
53	Isaiah Land	LB	6-3	245	23	R	Florida A&M	UDFA-'23	0	0	0	0
54	Sam Williams	DE	6-4	262	24	2	Mississippi	D2-'22	15	0	0	2
55	Leighton Vander Esch	LB	6-4	255	27	6	Boise State	D1-'18	14	14	0	3
56	Dante Fowler	DE	6-3	250	29	8	Florida	UFA-'23	17	0	0	0
58	Mazi Smith	DT	6-3	328	22	R	Michigan	D1-'23	0	0	0	0
60	Isaac Alarcon	DL	6-6	315	25	1	Monterrey Tech	IPP-'20	0	0	0	0
63	Tyler Biadasz	C	6-4	316	25	4	Wisconsin	D4b-'20	16	16	0	1
64	Earl Bostick	T	6-6	315	24	R	Kansas	UDFA-'23	0	0	0	0
65	Alec Lindstrom	C	6-3	300	26	1	Boston College	UDFA-'22	0	0	1	0
66	T.J. Bass	T	6-4	315	53	R	Oregon	UDFA-'23	0	0	0	0
67	Brock Hoffman	C	6-4	315	24	1	Virginia Tech	FA-'22	0	0	0	0
68	Matt Farniok	C	6-5	316	25	3	Nebraska	D7-'21	7	2	0	0
70	Zack Martin	G	6-4	315	32	10	Notre Dame	D1-'14	17	17	0	0
71	Chuma Edoga	OL	6-4	315	26	5	Southern California	UFA-'23	0	0	0	0
72	Alex Taylor-Pringle	T	6-8	320	26	1	South Carolina State	FA-'22	0	0	0	0
73	Tyler Smith	G/T	6-5	320	22	2	Tulsa	D1-'22	17	17	0	0
75	Josh Ball	T	6-8	320	25	3	Marshall	D4b-'21	13	0	4	0
76	Asim Richards	T	6-4	315	22	R	North Carolina	D5-'23	0	0	0	0
77	Tyron Smith	T	6-5	307	32	13	Southern California	D1-'11	4	4	0	0
78	Terence Steele	T	6-6	320	26	4	Texas Tech	UDFA-'20	13	13	0	0
79	Matt Waletzko	T	6-8	320	23	2	North Dakota	D5a-'22	3	0	1	2
80	Tyron Johnson	WR	6-1	195	27	4	Oklahoma State	FA-'23	0	0	0	0
81	Simi Fehoko	WR	6-4	218	25	3	Stanford	D5-'21	5	0	0	0
83	Jalen Brooks	WR	6-1	203	23	R	South Carolina	D7-'23	0	0	0	0
84	Sean McKeon	TE	6-5	255	25	4	Michigan	UDFA-'20	13	0	0	0
85	David Durden	WR	6-1	208	24	R	West Florida	UDFA-'23	0	0	0	0
86	Luke Schoonmaker	TE	6-5	255	24	R	Michigan	D2-'23	0	0	0	0
87	Jake Ferguson	TE	6-5	252	24	2	Wisconsin	D4-'22	16	8	0	1
88	CeeDee Lamb	WR	6-2	197	24	4	Oklahoma	D1-'20	17	17	0	0
89	Peyton Hendershot	TE	6-4	250	24	2	Indiana	UDFA-'22	17	2	0	0
90	DeMarcus Lawrence	DE	6-3	254	31	10	Boise State	D2-'14	17	17	0	0
91	Tyrus Wheat	LB	6-2	263	23	R	Mississippi State	UDFA-'23	0	0	0	0
92	Dorance Armstrong	DE	6-3	270	26	6	Kansas	D4a-'18	17	5	0	0
93	Viliami Fehoko	DE	6-4	283	23	R	San Jose State	D4-'23	0	0	0	0
94	Ben Banogu	DE	6-3	252	27	5	Texas Christian	FA-'23	0	0	0	0
95	Johnathan Hankins	DT	6-3	325	31	11	Ohio State	T(LV)-'22	5	3	0	1
96	Neville Gallimore	DT	6-2	315	26	4	Oklahoma	D3-'20	16	1	0	1
97	Osa Odighizuwa	DT	6-2	294	24	3	UCLA	D3a-'21	17	17	0	0
98	Quinton Bohanna	DT	6-4	338	24	3	Kentucky	D6a-'21	13	9	0	4
99	Chauncey Golston	DE	6-5	285	25	3	Iowa	D3b-'21	15	0	0	2
ACTIVE/PUP												
2	Jourdan Lewis	CB	5-10	190	27	7	Michigan	D3-'17	6	4	1	0

2023 DALLAS COWBOYS POSITIONAL ROSTER

NO.	NAME	POS.	HT.	WT.	AGE	EXP.	COLLEGE	HOW ACQ.
QUARTERBACKS (3)								
4	Dak Prescott	QB	6-2	228	30	8	Mississippi State	D4b-'16
10	Cooper Rush	QB	6-3	224	29	6	Central Michigan	FA-'20
15	Will Grier	QB	6-1	215	28	5	West Virginia	W(Car)-'21
RUNNING BACKS (6)								
20	Tony Pollard	RB	6-0	215	26	5	Memphis	D4a-'19
23	Rico Dowdle	RB	5-11	218	25	4	South Carolina	UDFA-'20
32	Ronald Jones	RB	6-0	218	26	6	Southern California	UFA(KC)-'23
34	Malik Davis	RB	5-10	205	24	2	Florida	UDFA-'22
42	Deuce Vaughn	RB	5-5	180	21	R	Kansas State	D6b-'23
43	Hunter Luepke	RB	6-1	245	23	R	North Dakota State	UDFA-'23
WIDE RECEIVERS (13)								
3	Brandin Cooks	WR	5-10	193	29	11	Oregon State	T(Hou)-'23
9	KaVontae Turpin	WR	5-7	155	27	2	TCU	UDFA-'22
13	Michael Gallup	WR	6-1	205	27	6	Colorado State	D3-'18
14	Jose Barbon	WR	6-0	193	23	R	Temple	UDFA-'23
16	Jalen Cropper	WR	5-11	180	22	R	Fresno State	UDFA-'23
17	Dennis Houston	WR	6-1	202	24	1	Western Illinois	UDFA-'22
18	Jalen Tolbert	WR	6-1	200	24	2	South Alabama	D3-'22
19	Dontario Drummond	WR	6-1	214	25	1	Mississippi	UDFA-'22
80	Tyron Johnson	WR	6-1	195	27	4	Oklahoma State	FA-'23
81	Simi Fehoko	WR	6-4	218	25	3	Stanford	D5-'21
83	Jalen Brooks	WR	6-1	203	23	R	South Carolina	D7-'23
85	David Durden	WR	6-1	208	24	R	West Florida	UDFA-'23
88	CeeDee Lamb	WR	6-2	197	24	4	Oklahoma	D1-'20
TIGHT ENDS (7)								
47	Seth Green	TE	6-4	255	25	1	Houston	FA-'22
48	Princeton Fant	TE	6-2	250	24	R	Tennessee	UDFA-'23
49	John Stephens	TE	6-6	245	23	R	Louisiana-Lafayette	UDFA-'23
84	Sean McKeon	TE	6-5	255	25	4	Michigan	UDFA-'20
86	Luke Schoonmaker	TE	6-5	255	24	R	Michigan	D2-'23
87	Jake Ferguson	TE	6-5	252	24	2	Wisconsin	D4-'22
89	Peyton Hendershot	TE	6-4	250	24	2	Indiana	UDFA-'22
OFFENSIVE LINE (15)								
63	Tyler Biadasz	C	6-4	316	25	4	Wisconsin	D4b-'20
64	Earl Bostick	T	6-6	315	24	R	Kansas	UDFA-'23
65	Alec Lindstrom	C	6-3	300	26	1	Boston College	UDFA-'22
66	T.J. Bass	T	6-4	315	53	R	Oregon	UDFA-'23
67	Brock Hoffman	C	6-4	315	24	1	Virginia Tech	FA-'22
68	Matt Farniok	C	6-5	316	25	3	Nebraska	D7-'21
70	Zack Martin	G	6-4	315	32	10	Notre Dame	D1-'14
71	Chuma Edoga	OL	6-4	315	26	5	Southern California	UFA-'23
72	Alex Taylor-Prioleau	T	6-8	320	26	1	South Carolina State	FA-'22
73	Tyler Smith	G/T	6-5	320	22	2	Tulsa	D1-'22
75	Josh Ball	T	6-8	320	25	3	Marshall	D4b-'21
76	Asim Richards	T	6-4	315	22	R	North Carolina	D5-'23
77	Tyron Smith	T	6-5	307	32	13	Southern California	D1-'11
78	Terence Steele	T	6-6	320	26	4	Texas Tech	UDFA-'20
79	Matt Waletzko	T	6-8	320	23	2	North Dakota	D5a-'22
DEFENSIVE LINE (14)								
51	Durrell Johnson	DE	6-3	260	25	R	Liberty	UDFA-'23
54	Sam Williams	DE	6-4	262	24	2	Mississippi	D2-'22
56	Dante Fowler	DE	6-3	250	29	8	Florida	UFA-'23
58	Mazi Smith	DT	6-3	328	22	R	Michigan	D1-'23
60	Isaac Alarcon	DL	6-6	315	25	1	Monterrey Tech	IPP-'20
90	DeMarcus Lawrence	DE	6-3	254	31	10	Boise State	D2-'14
92	Dorance Armstrong	DE	6-3	270	26	6	Kansas	D4a-'18
93	Viliami Fehoko	DE	6-4	283	23	R	San Jose State	D4-'23
94	Ben Banogu	DE	6-3	252	27	5	Texas Christian	FA-'23
95	Johnathan Hankins	DT	6-3	325	31	11	Ohio State	T(LV)-'22
96	Neville Gallimore	DT	6-2	315	26	4	Oklahoma	D3-'20
97	Osa Odighizuwa	DT	6-2	294	24	3	UCLA	D3a-'21
98	Quinton Bohannon	DT	6-4	338	24	3	Kentucky	D6a-'21
99	Chauncey Golston	DE	6-5	285	25	3	Iowa	D3b-'21
LINEBACKERS (9)								
11	Micah Parsons	LB	6-3	250	24	3	Penn State	D1-'21
14	Jabril Cox	LB	6-3	240	25	3	Louisiana State	D4a-'21
33	Damone Clark	LB	6-2	245	23	2	Louisiana State	D5c-'22
35	DeMarion Overshown	LB	6-3	230	22	R	Texas	D3-'23
46	Malik Jefferson	LB	6-2	245	26	4	Texas	FA-'22
50	Devin Harper	LB	6-0	240	25	2	Oklahoma State	D6-'22
53	Isaiah Land	LB	6-3	245	23	R	Florida A&M	UDFA-'23
55	Leighton Vander Esch	LB	6-4	255	27	6	Boise State	D1-'18
91	Tyrus Wheat	LB	6-2	263	23	R	Mississippi State	UDFA-'23
DEFENSIVE BACKS (18)								
1	Kelvin Joseph	CB	5-11	200	23	3	Kentucky	D2-'21
6	Donovan Wilson	S	6-0	205	28	5	Texas A&M	D6-'19
7	Trevon Diggs	CB	6-1	204	24	4	Alabama	D2-'20
21	Stephon Gilmore	CB	6-0	190	32	12	South Carolina	T(Ind)-'23
24	Israel Mukuamu	S	6-4	215	23	3	South Carolina	D6b-'21
25	Nahshon Wright	CB	6-4	200	24	3	Oregon State	D3c-'21
26	DaRon Bland	CB	6-2	202	24	2	Fresno State	D5b-'22
27	Jayron Kearse	S	6-4	227	29	8	Clemson	FA-'21
28	Malik Hooker	S	6-1	215	27	7	Ohio State	FA-'21
29	C.J. Goodwin	CB	6-3	195	33	8	California (PA)	PS(Cin)-'18
30	Juanyeh Thomas	S	6-1	215	23	1	Georgia Tech	UDFA-'22
31	Tyler Coyle	S	6-1	215	25	1	Purdue	UDFA-'21
36	Sheldrick Redwine	DB	6-0	195	26	4	Miami	FA-'22
37	Eric Scott	DB	6-1	205	25	R	Southern Mississippi	D6a-'23
38	D'Angelo Mandell	DB	6-0	195	24	R	BYU	UDFA-'23
39	Myles Brooks	DB	6-1	200	22	R	Louisiana Tech	UDFA-'23
40	Josh Butler	CB	6-0	186	26	R	Michigan State	FA-'23
41	Markquese Bell	S	6-2	218	23	2	Florida A&M	UDFA-'22
SPECIALISTS (3)								
1	Brandon Aubrey	K	6-3	208	28	R	Notre Dame	FA-'23
5	Bryan Anger	P	6-3	214	34	12	California	FA-'21
44	Trent Sieg	LS	6-3	240	28	6	Colorado State	FA-'23

HOW THE COWBOYS WERE BUILT/CONTRACT STATUS

YEAR	DRAFT PICKS (41)	FREE AGENTS (18)	COLLEGE FREE AGENTS (26)	TRADES/WAIVERS (3)	PRACTICE SQUAD (1)
2011	T. Smith (1st)				
2014	Z. Martin (1st) D. Lawrence (2nd)				
2016	D. Prescott (4th)				
2017	J. Lewis (3rd) =				
2018	L. Vander Esch (1st) M. Gallup (3rd) D. Armstrong (4th)				C. Goodwin (PS Cin -'18)
2019	T. Pollard (4th) D. Wilson (6th)				
2020	C. Lamb (1st) T. Diggs (2nd) N. Gallimore (3rd) T. Biadasz (4th-b)	C. Rush (FA-'20)	I. Alarcon (IPP-'20) R. Dowdle (UDFA-'20) S. McKeon (UDFA-'20) T. Steele (UDFA-'20)		
2021	M. Parsons (1st) K. Joseph (2nd) O. Odighizuwa (3rd-a) C. Golston (3rd-b) N. Wright (3rd-c) J. Cox (4th-a) J. Ball (4th-b) S. Fehoko (5th) Q. Bohanna (6th-a) I. Mukuamu (6th-b) M. Farniok (7th)	B. Anger (FA-'21) M. Hooker (FA-'21) J. Kearsse (FA-'21)	T. Coyle (UDFA-'21)	W. Grier (W Car -'21)	
2022	T. Smith (1st) S. Williams (2nd) J. Tolbert (3rd) J. Ferguson (4th) D. Bland (5th) D. Clark (5th) M. Waletzko (5th) D. Harper (6th)	D. Fowler (UFA '23) S. Green (FA-'22) J. Hankins (T LV -'22) B. Hoffman (FA-'22) M. Jefferson (FA-'22) S. Redwine (FA-'22) A. Taylor-Pringle (FA-'22)	M. Bell (UDFA-'22) M. Davis (UDFA-'22) D. Drummond (UDFA-'22) P. Hendershot (UDFA-'22) D. Houston (UDFA-'22) A. Lindstrom (UDFA-'22) J. Thomas (UDFA-'22) K. Turpin (UDFA-'22)		
2023	M. Smith (1st) L. Schoonmaker (2nd) D. Overshown (3rd) V. Fehoko (4th) A. Richards (5th) E. Scott (6th) D. Vaughn (6th) J. Brooks (7th)	B. Aubrey (FA-'23) B. Banogu (FA-'23) J. Butler (FA-'23) C. Edoga (UFA-'23) T. Johnson (FA-'23) R. Jones (UFA KC -'23) T. Sieg (FA-'23)	J. Barbon (UDFA-'23) T. Bass (UDFA-'23) E. Bostick (UDFA-'23) M. Brooks (UDFA-'23) J. Cropper (UDFA-'23) D. Durden (UDFA-'23) P. Fant (UDFA-'23) D. Johnson (UDFA-'23) I. Land (UDFA-'23) H. Luepke (UDFA-'23) D. Mandell (UDFA-'23) J. Stephens (UDFA-'23) T. Wheat (UDFA-'23)	B. Cooks (T Hou -'23) S. Gilmore (T Ind -'23)	

Key: = Active/PUP

CONTRACT STATUS

PLAYER	SIGNED THROUGH	PLAYER	SIGNED THROUGH	PLAYER	SIGNED THROUGH
Isaac Alarcon	2022	Viliami Fehoko	2026	Israel Mukuamu	2024
Bryan Anger	2024	Jake Ferguson	2025	Osa Odighizuwa	2024
Dorance Armstrong	2023	Dante Fowler	2023	DeMarvion Overshown	2026
Brandon Aubrey	2023	Neville Gallimore	2023	Micah Parsons	2024
Josh Ball	2024	Michael Gallup	2026	Tony Pollard	2023
Ben Banogu	2023	Stephon Gilmore	2023	Dak Prescott	2024
Jose Barbon	2025	Chauncey Golston	2024	Sheldrick Redwine	2022
T. J. Bass	2025	C. J. Goodwin	2023	Asim Richards	2026
Markquese Bell	2024	Seth Green	2023	Cooper Rush	2024
Tyler Biadasz	2023	Will Grier	2022	Luke Schoonmaker	2026
DaRon Bland	2025	Johnathan Hankins	2023	Eric Scott	2026
Quinton Bohanna	2024	Devin Harper	2025	Trent Sieg	2023
Earl Bostick	2025	Peyton Hendershot	2024	Mazi Smith	2026
Jalen Brooks	2026	Brock Hoffman	2023	Tyler Smith	2025
Myles Brooks	2025	Malik Hooker	2023	Tyron Smith	2023
Josh Butler	2023	Dennis Houston	2024	Terence Steele	2022
Damone Clark	2025	Malik Jefferson	2022	John Stephens	2025
Brandin Cooks	2024	Durrell Johnson	2025	Alex Taylor-Pringleau	2023
Jabril Cox	2024	Tyron Johnson	2023	Juanyeh Thomas	2026
Tyler Coyle	2024	Ronald Jones	2023	Jalen Tolbert	2025
Jalen Cropper	2025	Kelvin Joseph	2024	KaVontae Turpin	2024
Malik Davis	2026	Jayron Kearsse	2023	Leighton Vander Esch	2024
Trevon Diggs	2023	CeeDee Lamb	2023	Deuce Vaughn	2026
Rico Dowdle	2023	Isaiah Land	2025	Matt Waletzko	2025
Dontario Drummond	2026	DeMarcus Lawrence	2023	Tyrus Wheat	2025
David Durden	2025	Alec Lindstrom	2026	Sam Williams	2025
Chuma Edoga	2023	Hunter Luepke	2025	Donovan Wilson	2025
Princeton Fant	2025	D'Angelo Mandell	2025	Nahshon Wright	2024
Matt Farniok	2024	Zack Martin	2024		
Simi Fehoko	2024	Sean McKeon	2022		

2022 DALLAS COWBOYS CONTRACT ANALYSIS

OFFENSE		2022	2023	2024	2025	2026	2027	2028
QB	Grier, Will			UFA				
	Prescott, Dak				UFA			
	Rush, Cooper		UFA					
RB	Davis, Malik			ERFA	RFA	UFA		
	Dowdle, Rico*		RFA	UFA				
	Elliott, Ezekiel						UFA	
	Pollard, Tony		UFA					
WR	Brown, Noah		UFA					
	Fehoko, Simi*				UFA			
	Gallup, Michael						UFA	
	Hilton, T.Y.		UFA					
	Lamb, CeeDee			OPTION	UFA			
	Tolbert, Jalen					UFA		
	Turpin, KaVontae				RFA	UFA		
TE	Bunting, Ian*			RFA	UFA			
	Ferguson, Jake					UFA		
	Hendershot, Peyton				RFA	UFA		
	McKeon, Sean			UFA				
	Schultz, Dalton		UFA					
OL	Ball, Josh				UFA			
	Biadasz, Tyler			UFA				
	Farniok, Matt*				UFA			
	Martin, Zack				UFA			
	McGovern, Connor		UFA					
	Peters, Jason		UFA					
	Smith, Tyler					OPTION	UFA	
	Smith, Tyron			UFA				
	Steele, Terence*		RFA	UFA				
	Waletzko, Matt*					UFA		

DEFENSE		2022	2023	2024	2025	2026	2027	2028
DL	Armstrong, Dorance			UFA				
	Bohanna, Quinton				UFA			
	Fowler, Dante		UFA					
	Gallimore, Neville			UFA				
	Golston, Chauncey				UFA			
	Hankins, Johnathan		UFA					
	Lawrence, DeMarcus				UFA			
	Odighizuwa, Osa				UFA			
	Watkins, Carlos		UFA					
	Williams, Sam					UFA		
LB	Barr, Anthony		UFA					
	Bond, Devante*			UFA				
	Clark, Damone					UFA		
	Cox, Jabril				UFA			
	Gifford, Luke		UFA					
	Harper, Devin*					UFA		
	Parsons, Micah				OPTION	UFA		
DB	Vander Esch, Leighton		UFA					
	Bell, Markquese				RFA	UFA		
	Bland, DaRon					UFA		
	Brown, Anthony*		UFA					
	Diggs, Trevon			UFA				
	Goodwin, C.J.		UFA					
	Hooker, Malik			UFA				
	Joseph, Kelvin				UFA			
	Kearse, Jayron			UFA				
	Lewis, Jourdan*			UFA				
	Mukuamu, Israel				UFA			
	Mullen, Trayvon		UFA					
	Wilson, Donovan		UFA					
	Wright, Nahshon				UFA			

SPECIAL TEAMS		2022	2023	2024	2025	2026	2027	2028
ST	Anger, Bryan				UFA			
	Maher, Brett		UFA					
	McQuaide, Jake*		UFA					
	Overton, Matt		UFA					

	Player is under contract for season
	Player will be an exclusive rights free agent
	Player will be an unrestricted free agent
	Player will be a restricted free agent
	Player has a club option available

*-Reserve/Injured #Reserve/PUP or NFI &-Reserve/Suspended

WHEN BUILT AND WHEN THEY GOT TO THE COWBOYS

1st Round (11)

[9] Tyron Smith (2011)
 [10] Stephon Gilmore (2012-BUF)
 [16] Zack Martin (2014)
 [20] Brandin Cooks (2014-NO)
 [3] Dante Fowler (2015-JAX)
 [15] Malik Hooker (2017-IND)
 [19] Leighton Vander Esch (2018)
 [17] CeeDee Lamb (2020)
 [12] Micah Parsons (2021)
 [24] Tyler Smith (2022)
 [26] Mazi Smith (2023)

2nd Round (8)

[49] Johnathan Hankins (2013-NYG)
 [34] DeMarcus Lawrence (2014)
 [38] Ronald Jones (2018-TB)
 [49] Ben Banogu (2019-IND)
 [51] Trevon Diggs (2020)
 [44] Kelvin Joseph (2021)
 [56] Sam Williams (2022)
 [58] Luke Schoonmaker (2023)

3rd Round (12)

[70] Bryan Anger (2012-JAX)
 [92] Jourdan Lewis (2017)=
 [78] Malik Jefferson (2018-CIN)
 [81] Michael Gallup (2018)
 [92] Chuma Edoga (2019-NYJ)
 [100] Will Grier (2019-CAR)
 [82] Neville Gallimore (2020)
 [75] Osa Odighizuwa (2021)
 [84] Chauncey Golston (2021)
 [99] Nahshon Wright (2021)
 [88] Jalen Tolbert (2022)
 [90] DeMarvion Overshown (2023)

4th Round (9)

[135] Dak Prescott (2016)
 [116] Dorance Armstrong (2018)
 [119] Sheldrick Redwine (2019-CLE)
 [128] Tony Pollard (2019)
 [146] Tyler Biadasz (2020)
 [115] Jabril Cox (2021)
 [138] Josh Ball (2021)
 [129] Jake Ferguson (2022)
 [129] Viliami Fehoko (2023)

5th Round (5)

[179] Simi Fehoko (2021)
 [155] Matt Waletzko (2022)
 [167] DaRon Bland (2022)
 [176] Damone Clark (2022)
 [169] Asim Richards (2023)

6th Round (6)

[213] Donovan Wilson (2019)
 [192] Quinton Bohanna (2021)
 [227] Israel Mukuamu (2021)
 [193] Devin Harper (2022)
 [178] Eric Scott (2023)
 [212] Deuce Vaughn (2023)

7th Round (3)

[244] Jayron Kearse (2016-MIN)
 [238] Matt Farniok (2021)
 [244] Jalen Brooks (2023)

Undrafted (35)

C.J. Goodwin (2014-PIT)
 Cooper Rush (2017)
 Trent Sieg (2018)
 Tyron Johnson (2019)
 Isaac Alarcon (2020)
 Rico Dowdle (2020)
 Sean McKeon (2020)
 Terence Steele (2020)
 Alex Taylor-Prioleau (2020)
 Tyler Coyle (2021)
 Markquese Bell (2022)
 Malik Davis (2022)
 Dontario Drummond (2022)
 Seth Green (2022)
 Peyton Hendershot (2022)
 Brock Hoffman (2022)
 Dennis Houston (2022)
 Alec Lindstrom (2022)
 Juanyeh Thomas (2022)
 KaVontae Turpin (2022)
 Brandon Aubrey (2023)
 Jose Barbon (2023)
 T.J. Bass (2023)
 Earl Bostick (2023)
 Myles Brooks (2023)
 Josh Butler (2023)
 Jalen Cropper (2023)
 David Durden (2023)
 Princeton Fant (2023)
 Durrell Johnson (2023)
 Isaiah Land (2023)
 Hunter Luepke (2023)
 D'Angelo Mandell (2023)
 John Stephens (2023)
 Tyrus Wheat (2023)

Key: = Active/PUP

WHEN THEY GOT TO THE COWBOYS

WHEN BUILT AND WHEN THEY GOT TO THE COWBOYS

2011 (1)

Tyron Smith, Round 1

2014 (2)

Zack Martin, Round 1

DeMarcus Lawrence, Round 2

2016 (1)

Dak Prescott, Round 4

2017 (1)

Jourdan Lewis, Round 3=

2018 (4)

Leighton Vander Esch, Round 1

Michael Gallup, Round 3

Dorance Armstrong, Round 4

C.J. Goodwin, Practice Squad (CIN)

2019 (2)

Tony Pollard, Round 4

Donovan Wilson, Round 6

2020 (9)

CeeDee Lamb, Round 1

Trevon Diggs, Round 2

Neville Gallimore, Round 3

Tyler Biadasz, Round 4

Isaac Alarcon, UDFA

Rico Dowdle, UDFA

Sean McKeon, UDFA

Cooper Rush, FA

Terence Steele, UDFA

2021 (16)

Micah Parsons, Round 1

Kelvin Joseph, Round 2

Chauncey Golston, Round 3

Osa Odighizuwa, Round 3

Nahshon Wright, Round 3

Josh Ball, Round 4

Jabril Cox, Round 4

Simi Fehoko, Round 5

Quinton Bohanna, Round 6

Israel Mukuamu, Round 6

Matt Farniok, Round 7

Bryan Anger, FA

Tyler Coyle, UDFA

Will Grier, Waivers (CAR)

Malik Hooker, FA

Jayron Kearsse, FA

2022 (23)

Tyler Smith, Round 1

Sam Williams, Round 2

Jalen Tolbert, Round 3

Jake Ferguson, Round 4

DaRon Bland, Round 5

Damone Clark, Round 5

Matt Waletzko, Round 5

Devin Harper, Round 6

Markquese Bell, UDFA

Malik Davis, UDFA

Dontario Drummond, UDFA

Dante Fowler, UFA

Seth Green, FA

Johnathan Hankins, FA

Peyton Hendershot, UDFA

Brock Hoffman, FA

Dennis Houston, UDFA

Malik Jefferson, FA

Alec Lindstrom, UDFA

Sheldrick Redwine, FA

Alex Taylor-Prioleau, FA

Juanyeh Thomas, UDFA

KaVontae Turpin, UDFA

2023 (30)

Mazi Smith, Round 1

Luke Schoonmaker, Round 2

DeMarvion Overshown, Round 3

Viliami Fehoko, Round 4

Asim Richards, Round 5

Eric Scott, Round 6

Deuce Vaughn, Round 6

Jalen Brooks, Round 7

Brandon Aubrey, FA

Ben Banogu, FA

Jose Barbon, UDFA

T.J. Bass, UDFA

Earl Bostick, UDFA

Myles Brooks, UDFA

Josh Butler, FA

Brandin Cooks, Trades (HOU)

Jalen Cropper, UDFA

David Durden, UDFA

Chuma Edoga, UFA (ATL)

Princeton Fant, UDFA

Stephon Gilmore, Trades (IND)

Durrell Johnson, UDFA

Tyron Johnson, FA

Ronald Jones, UFA (KC)

Isaiah Land, UDFA

Hunter Luepke, UDFA

D'Angelo Mandell, UDFA

Trent Sieg, FA

John Stephens, UDFA

Tyrus Wheat, UDFA

2023 TRANSACTIONS BY DATE

Jan. 23..... Signed **Dontario Drummond**, **Brock Hoffman**, **Alec Lindstrom**, **Sheldrick Redwine** and **Juanyeh Thomas** to the Reserve/Futures list.

Jan. 24..... Signed **Tyler Coyle** to the Reserve/Futures list.

Jan. 25..... Signed **Antonio Callaway**, **Dennis Houston** and **Alex Taylor** to the Reserve/Futures list.

Jan. 26..... Signed **Isaac Alarcon** and **Seth Green** to the Reserve/Futures list.

Feb. 8..... Signed **Malik Jefferson** to the Reserve/Futures list.

Feb. 22..... Signed **Tristan Vizcaino**.

Feb. 24..... Named **Jeff Blasko** as Run Game Coordinator/RB coach, **Ramon Chinyoung** as Quality Control/Asst. OL coach, **Ryan Federer** as Game Management/Off. Assistant, **Sharif Floyd** as Quality Control/Asst. DL coach, **Will Harriger** as Quality Control/Off. Assistant, **Chase Haslett** as Asst. Tight Ends coach, **Cannon Matthews** as Asst. Defensive Backs coach, **Pete Ohnegian** as Quality Control/Def. Assistant coach, **Brian Schottenheimer** as Offensive Coordinator, **Mike Solari** as Offensive Line coach, **Darian Thompson** as Quality Control/Asst. LB coach and **Scott Tolzien** as Quarterbacks coach.

March 6..... Placed the franchise tag on **Tony Pollard**.

March 14.. Re-signed **Leighton Vander Esch** and **Donovan Wilson** and acquired **Stephon Gilmore** in a trade with Indianapolis.

March 15.. Released **Ezekiel Elliott**.

March 17.. Re-signed **C.J. Goodwin** and **Cooper Rush**.

March 18.. Acquired **Brandin Cooks** in a trade with Houston.

March 21.. Signed **Rico Dowdle**, **Chuma Edoga** and **Ronald Jones**.

March 22.. Signed **Dante Fowler**, **Takk McKinley** and **Trent Sieg**.

March 23.. Signed **Tony Pollard** to the franchise tag.

April 4..... Signed **Johnathan Hankins**.

April 27 Drafted **Mazi Smith**.

April 28 Drafted **Luke Schoonmaker** and **DeMarvion Overshown**.

April 29 Drafted **Viliami Fehoko**, **Asim Richards**, **Eric Scott**, **Deuce Vaughn** and **Jalen Brooks**.

May 12..... Signed **Jose Barbon**, **T.J. Bass**, **Earl Bostick**, **Jalen Brooks**, **Myles Brooks**, **Jalen Cropper**, **David Durden**, **Princeton Fant**, **Viliami Fehoko**, **Durrell Johnson**, **Isaiah Land**, **Hunter Luepke**, **D'Angelo Mandell**, **DeMarvion Overshown**, **Asim Richards**, **Luke Schoonmaker**, **Eric Scott**, **Mazi Smith**, **John Stephens**, **Deuce Vaughn** and **Tyrus Wheat**.

June 5..... Waived **Antonio Callway** and signed **Tyron Johnson**.

June 7..... Signed **Ben Banogu**.

June 9..... Waived **Takk McKinley**.

July 6 Signed **Brandon Aubrey**.

July 25 Placed **Jourdan Lewis** on Active/PUP and **Luke Schoonmaker** on Active/NFI, signed **Josh Butler**. Signed **Trevon Diggs** to a five-year extension.

August 5 ... Signed **Malik Hooker** to a three-year extension.

August 7 ... Released **Tristan Vizcaino** and activated **Luke Schoonmaker** from Active/NFI.

2022 TRANSACTIONS BY PLAYER

ALARCON, Isaac - T
1/26.....Signed as a Reserve/Future

AUBREY, Brandon - K
7/6.....Signed

BANOBU, Ben - DE
6/7.....Signed

BARBON, Jose - WR
5/12.....Signed

BASS, T.J. - G
5/12.....Signed

BLASKO, Jeff
2/24.....Named Run Game Coordinator/RB Coach

BOSTICK, Earl - T
5/12.....Signed

BROOKS, Jalen - WR
4/29.....Drafted in the seventh round

BROOKS, Myles - CB
5/12.....Signed

BUTLER, Josh - CB
7/25.....Signed

CALLWAY, Antonio - WR
1/25.....Signed as a Reserve/Future

6/5.....Released

CHINYOUNG, Ramon
2/24.....Named Quality Control/Asst. OL Coach

COOKS, Brandin - WR
3/18.....Acquired in trade with Houston

COYLE, Tyler - S
1/24.....Signed as a Reserve/Future

CROPPER, Jalen - WR
5/12.....Signed

DIGGS, Trevon - CB
7/25.....Signed a contract extension though 2027

DOWDLE, Rico - RB
3/21.....Signed

DRUMMOND, Dontario - WR
1/23.....Signed as a Reserve/Future

DURDEN, David - WR
5/12.....Signed

EDOGA, Chuma - T
3/21.....Signed

ELLIOTT, Ezekiel - RB
3/15.....Released

FANT, Princeton - TE
5/12.....Signed

FEDER, Ryan
2/24.....Named Game Management/Off. Assistant

FEHOKO, Viliani - DE
4/29.....Drafted in the fourth round

FLOYD, Sharif
2/24.....Named Quality Control/Asst. DL Coach

FOWLER, Dante - DE
3/22.....Signed

GILMORE, Stephon - CB
3/14.....Acquired in trade with Indianapolis

GOODWIN, C.J. - CB
3/17.....Signed

GREEN, Seth - TE
1/26.....Signed as a Reserve/Future

HANKINS, Johnathan - DT
4/4.....Signed

HARRIGER, Will
2/24.....Named Quality Control/Off. Assistant

HASLETT, Chase
2/24.....Named Assistant Tight Ends Coach

HOFFMAN, Brock - C
1/23.....Signed as a Reserve/Future

HOOKER, Malik - S
8/5.....Signed a contract extension through 2025

HOUSTON, Dennis - WR
1/25.....Signed as a Reserve/Future

JEFFERSON, Malik - LB
2/8.....Signed as a Reserve/Future

JOHNSON, Durrell - DE
5/12.....Signed

JOHNSON, Tyron - WR
6/5.....Signed

JONES, Ronald - RB
3/21.....Signed

LAND, Isaiah - LB
5/12.....Signed

LEWIS, Jourdan - CB
7/25.....Placed on Active/PUP

LINDSTROM, Alec - C
1/23.....Signed as a Reserve/Future

LUEPKE, Hunter - FB
5/12.....Signed

MANDELL, D'Angelo - CB
5/12.....Signed

MATTHEWS, Cannon
2/24.....Named Asst. Defensive Backs Coach

McKINLEY, Takk - DE
3/22.....Signed

6/9.....Released

OHNEGIAN, Pete
2/24.....Named Quality Control/Def. Assistant

OVERSHOWN, DeMarvion - LB
4/28.....Drafted in the third round

POLLARD, Tony - RB
3/6.....Designated franchise tag player

3/23.....Signed franchise tag

REDWINE, Sheldrick - DB
1/23.....Signed as a Reserve/Future

RICHARDS, Asim - T
4/29.....Drafted in the fifth round

RUSH, Cooper - QB
3/17.....Signed

SCHOONMAKER, Luke - TE
4/28.....Drafted in the second round

7/25.....Placed on Active/NFI

8/7.....Passed physical

SCHOTTENHEIMER, Brian
2/24.....Named Offensive Coordinator

SCOTT, Eric - CB
4/29.....Drafted in the sixth round

SIEG, Trent - LS
3/22.....Signed

SMITH, Mazi - DT
4/27.....Drafted in the first round

SOLARI, Mike
2/24.....Named Offensive Line Coach

STEPHENS, John - TE
5/12.....Signed

TAYLOR, Alex - T
1/25.....Signed as a Reserve/Future

THOMAS, Juanyeh - S
1/23.....Signed as a Reserve/Future

THOMPSON, Darian
2/24.....Named Quality Control/Asst. LB Coach

TOLZIEN, Scott
2/24.....Named Quarterbacks Coach

VANDER ESCH, Leighton - LB
3/14.....Signed

VAUGHN, Deuce - RB
4/29.....Drafted in the sixth round

VIZCAINO, Tristan - K
2/22.....Signed

8/7.....Released

WHEAT, Tyrus - LB
5/12.....Signed

WILSON, Donovan - S
3/14.....Signed



TEAM AND INDIVIDUAL STATS

2022 DALLAS COWBOYS STATISTICS

WON 12, LOST 5				
9/11	L	3-19	Tampa Bay	93,797
9/18	W	20-17	Cincinnati	92,944
9/26	W	23-16	at N.Y. Giants	79,445
10/2	W	25-10	Washington	92,946
10/9	W	22-10	at L.A. Rams	74,154
10/16	L	17-26	at Philadelphia	69,879
10/23	W	24-6	Detroit	93,487
10/30	W	49-29	Chicago	93,767
11/13	L	28-31 (OT)	at Green Bay	78,433
11/20	W	40-3	at Minnesota	66,992
11/24	W	28-20	N.Y. Giants	93,568
12/4	W	54-19	Indianapolis	93,086
12/11	W	27-23	Houston	93,843
12/18	L	34-40 (OT)	at Jacksonville	69,050
12/24	W	40-34	Philadelphia	93,754
12/29	W	27-13	at Tennessee	69,292
1/8	L	6-26	at Washington	62,814
NFC Wild Card Playoff Game				
1/16	W	31-14	at Tampa Bay	69,145
NFC Divisional Playoff Game				
1/22	L	12-19	at San Francisco	71,888

2022 TEAM STATISTICS		
	DAL	OPP.
FIRST DOWNS	347	327
Rushing	129	119
Passing	194	174
Penalty	24	34
Third Down-Made/Att	105/231	87/231
Third Down Efficiency	45.5%	37.7%
Fourth Down-Made/Att	10/19	12/22
Fourth Down Efficiency	52.6%	54.5%
TOTAL NET YARDS	6,034	5,613
Avg. Per Game	317.6	295.4
Total Plays	1,114	1,101
Avg. Per Play	5.4	5.1
NET YARDS RUSHING	2,298	2,198
Avg. Per Game	120.9	115.7
Total Rushes	531	497
Avg. Per Rush	4.3	4.4
NET YARDS PASSING	3,736	3,415
Avg. Per Game	196.6	179.7
Sacked/Yards Lost	27/175	54/352
Gross Yards	3,911	3,767
Attempts/Completions	556/355	550/345
Pct. of Completion	63.8%	62.7%
Had Intercepted	18	16
PUNTS/AVERAGE	68/46.8	70/46.8
Net Punting Average	42.8	40.1
PUNT RETURN/AVG.	29/10.4	32/8.1
KICKOFF RETURN/AVG.	22/23.9	21/24.2
INTERCEPTION RETURN/AVG.	16/3.8	18/19.7
PENALTIES/YARDS	104/842	98/851
FUMBLES/BALL LOST	14/5	28/17
TOUCHDOWNS	55	35
Rushing	24	9
Passing	28	23
Returns	3	3
EXTRA POINTS/ATTEMPTS	50/53	28/29
TWO POINT CONVERSION/ATT.	0/2	1/5
FIELD GOALS/ATTEMPTS	29/32	34/40
AVG. TIME OF POSSESSION	26:15	33:45

SCORE BY PERIODS	Q1	Q2	Q3	Q4	OT	PTS
TEAM	97	151	115	147	0	510
OPPONENTS	61	135	85	85	9	375

SCORING	TD	RU	PA	RT	PAT	FG	2PT	S	PTS
B. Maher	0	0	0	0	50/53	29/32	0	0	137
E. Elliott	12	12	0	0	0/0	0/0	0	0	72
T. Pollard	12	9	3	0	0/0	0/0	0	0	72
C. Lamb	9	0	9	0	0/0	0/0	0	0	54
D. Schultz	5	0	5	0	0/0	0/0	0	0	30
M. Gallup	4	0	4	0	0/0	0/0	0	0	24
N. Brown	3	0	3	0	0/0	0/0	0	0	18
P. Hendershot	3	1	2	0	0/0	0/0	0	0	18
J. Ferguson	2	0	2	0	0/0	0/0	0	0	12
M. Davis	1	1	0	0	0/0	0/0	0	0	6
M. Hooker	1	0	0	1	0/0	0/0	0	0	6
D. Lawrence	1	0	0	1	0/0	0/0	0	0	6
M. Parsons	1	0	0	1	0/0	0/0	0	0	6
D. Prescott	1	1	0	0	0/0	0/0	0	0	6
TEAM	55	24	28	3	50/53	29/32	0	0	510
OPPONENTS	35	9	23	3	28/29	34/40	1	0	375

2-Pt Conv: B. Anger 0, TM 0-2, OPP 1-5

SACKS: M. Parsons 13.5, D. Armstrong 8.5, D. Lawrence 6.0, D. Fowler 6.0, D. Wilson 5.0, O. Odighizuwa 4.0, S. Williams 4.0, J. Kearse 2.0, L. Vander Esch 1.0, C. Golston 1.0, A. Barr 1.0, J. Lewis 1.0, N. Gallimore 1.0, TM 54.0, OPP 27.0

FUM/LOST: D. Prescott 4/1, K. Turpin 3/2, C. Rush 2/0, N. Brown 1/1, D. Schultz 1/1, D. Armstrong 1/0, P. Hendershot 1/0, B. Anger 1/0, TM 14/5, OPP 28/17

PASSING	ATT	CMP	YDS	CMP%	YDS/ATT	TD	TD%	INT	INT%	LONG	SACK/LOST	RATING
D. Prescott	394	261	2,860	66.2	7.3	23	5.8	15	3.8	68t	20/126	91.1
C. Rush	162	94	1,051	58.0	6.5	5	3.1	3	1.9	46	7/49	80.0
C. Lamb	1	0	0	0.0	0.0	0	0.0	0	0.0	00	0/0	39.6
TEAM	557	355	3,911	63.7	7.0	28	5.0	18	3.2	68t	27.0/175	87.7
OPPONENTS	550	345	3,767	62.7	6.8	23	4.2	16	2.9	75t	54.0/352	84.7

RUSHING	NO.	YDS	AVG	LONG	TD
T. Pollard	193	1,007	5.2	57t	9
E. Elliott	231	876	3.8	27	12
D. Prescott	45	182	4.0	25	1
M. Davis	38	161	4.2	23t	1
C. Lamb	10	47	4.7	14	0
K. Turpin	3	17	5.7	11	0
C. Rush	9	6	0.7	6	0
P. Hendershot	1	2	2.0	2t	1
B. Anger	1	0	0.0	0	0
TEAM	531	2,298	4.3	57t	24
OPPONENTS	497	2,198	4.4	36t	9

RECEIVING	NO.	YDS	AVG	LONG	TD
C. Lamb	107	1,359	12.7	39	9
D. Schultz	57	577	10.1	30	5
N. Brown	43	555	12.9	51	3
M. Gallup	39	424	10.9	27	4
T. Pollard	39	371	9.5	68t	3
E. Elliott	17	92	5.4	31	0
J. Ferguson	19	174	9.2	30	2
P. Hendershot	11	103	9.4	29	2
T. Hilton	7	121	17.3	52	0
M. Davis	6	63	10.5	18	0
D. Houston	2	16	8.0	11	0
S. Fehoko	3	24	8.0	12	0
J. Tolbert	2	12	6.0	8	0
S. McKeon	2	11	5.5	10	0
K. Turpin	1	9	9.0	9	0
J. Washington	0	0	0.0	0	0
TEAM	355	3,911	11.0	68t	28
OPPONENTS	345	3,767	10.9	75t	23

INTERCEPTIONS	NO.	YDS	AVG	LONG	TD
D. Bland	5	19	3.8	15	0
M. Hooker	3	29	9.7	26	0
T. Diggs	3	10	3.3	7	0
J. Kearse	1	2	2.0	2	0
J. Lewis	1	0	0.0	0	0
D. Wilson	1	0	0.0	0	0
I. Mukuamu	1	0	0.0	0	0
N. Wright	1	0	0.0	0	0
TEAM	16	60	3.8	26	0
OPPONENTS	18	354	19.7	52t	3

PUNTING	NO.	YDS	AVG	NET	TB	IN	LG	B
B. Anger	68	3,291	48.4	42.8	6	27	83	0
TEAM	68	3,291	48.4	42.8	6	27	83	0
OPPONENTS	70	3,273	46.8	40.1	6	29	63	1

PUNT RETURNS	RET	FC	YDS	AVG	LONG	TD
K. Turpin	29	26	303	10.4	52	0
TEAM	29	26	303	10.4	52	0
OPPONENTS	32	23	258	8.1	20	0

KICKOFF RETURNS	NO.	YDS	AVG	LONG	TD
K. Turpin	21	508	24.2	63	0
P. Hendershot	1	18	18.0	18	0
TEAM	22	526	23.9	63	0
OPPONENTS	21	509	24.2	34	0

FIELD GOALS	1-19	20-29	30-39	40-49	50+
B. Maher	0/0	9/9	5/5	6/7	9/11
TEAM	0/0	9/9	5/5	6/7	9/11
OPPONENTS	0/0	8/8	6/8	11/12	9/12

B. Maher: (51) (54, 50) (26, 28, 59WL, 44) (53, 45, 28, 29) (33, 40, 36) (30, 59WR) (22) () (27, 53, 60, 50) (46WR) () (33, 53) (24, 53) (21, 44, 48, 26) (36, 45) () ()

OPP: (44, 38, 36WL, 29, 47) (43, 50, 46) (47B, 42, 51, 51) (45) (29, 51WR) (51, 34) (40, 53) (36) (54SH, 28) (25) (57, 47) (52, 34) (43, 50, 54) (33, 48) (25, 47) (37, 29) (31WL, 52LU, 29, 22) () ()

2022 DALLAS COWBOYS DEFENSIVE STATISTICS

RNK	PLAYER	TKL	AST	TOTAL	SACKS/YDS	TFL/YDS	QBPR	FR	FF	INT/YDS	PD
1.	Wilson, Donovan	80	28	108	5.0/-35	4/-6	9	1	2	1/0	2
2.	Vander Esch, Leighton	69	31	100	1.0/-4	3/-5	3		1		1
3.	Kearse, Jayron	59	24	83	2.0/-12	5/-10	6	2	1	1/2	5
4.	Hooker, Malik	46	21	67		3/-7		1		3/29	3
5.	Lawrence, DeMarcus	49	12	61	6.0/-35	6/-9	45	2	3		3
6.	Barr, Anthony	38	23	61	1.0/-9	1/-4	6	2			1
7.	Diggs, Trevon	54	5	59				1		3/10	14
8.	Bland, DaRon	40	16	56		1/-2	2			5/19	7
9.	Parsons, Micah	34	20	54	13.5/-89	5/-10	69	3	3		3
10.	Clark, Damone	32	18	50		1/-3	1		2		
11.	Brown, Anthony	35	9	44		1/-1			1		7
12.	Odighizuwa, Osa	24	16	40	4.0/-27	5/-15	16		1		
13.	Gallimore, Neville	18	15	33	1.0/-9	1/-2	6				1
14.	Watkins, Carlos	13	17	30		2/-3	4		1		
15.	Armstrong, Dorance	15	13	28	8.5/-55	2/-6	25	2	1		
16.	Lewis, Jourdan	21	6	27	1.0/0					1/0	1
17.	Wright, Nahshon	16	6	22		1/-1				1/0	4
18.	Golston, Chauncey	13	9	22	1.0/-2	1/-2	7				1
19.	Fowler, Dante	17	3	20	6.0/-49	3/-11	29		2		2
20.	Bohanna, Quinton	6	14	20		3/-2	2				
21.	Williams, Sam	12	7	19	4.0/-26	7/-15	20	3	1		1
22.	Mukuamu, Israel	13	3	16			1			1/0	1
23.	Joseph, Kelvin	11	2	13					1		2
24.	Hankins, Johnathan	11	1	12		1/-3	2				
25.	Hill, Trysten	4	2	6		1/-4	4				
26.	Gifford, Luke	2	3	5					1		
27.	Coyle, Tyler	4	0	4							
28.	Cox, Jabril	2	2	4							
29.	Mullen, Trayvon	3	0	3							
30.	Alexander, Mackensie	1	0	1							
	Bell, Markquese	1	0	1							
32.	Basham, Tarell							1			

Ast=Assist, TFL=Tackle for a Loss, QBPR=Pressures, Int=Interception, FR=Fumble Recovery, FF=Forced Fumble, PD=Pass Defense

2022 COWBOYS SPECIAL TEAMS						
RNK	PLAYER	S	A	TOT	FF	BL
1.	Gifford, Luke	8	4	12	1	
2.	Goodwin, C.J.	4	5	9	1	
3.	Joseph, Kelvin	6	1	7		
4.	Overton, Matt	2	3	5		
5.	Hendershot, Peyton	3	1	4		
6.	Brown, Noah	2	2	4		
7.	Clark, Damone	2	1	3		
8.	Bland, DaRon	2	0	2		
	Davis, Malik	2	0	2		
	Mukuamu, Israel	2	0	2		
	Ollison, Qadree	2	0	2		
	Wilson, Donovan	2	0	2		
13.	Cox, Jabril	1	1	2		
14.	Coyle, Tyler	0	2	2		
15.	Dowdle, Rico	1	0	1		
	Ferguson, Jake	1	0	1		
	Pollard, Tony	1	0	1		
	Turpin, KaVontae	1	0	1		
	Wright, Nahshon	1	0	1		
20.	McKeon, Sean	0	1	1		1
21.	Armstrong, Dorance	0	0	0		2

DEFENSIVE STATS BY RANK							
PRESSURES		SACKS		TACKLES FOR LOSS		INTERCEPTIONS	
PLAYER	NO	PLAYER	NO	PLAYER	NO	PLAYER	NO
1. M. Parsons	69	1. M. Parsons	13.5	1. S. Williams	7	1. D. Bland	5
2. D. Lawrence	45	2. D. Armstrong	8.5	2. D. Lawrence	6	2. T. Diggs	3
3. D. Fowler	29	3. D. Fowler	6.0	3. J. Kearse	5	M. Hooker	3
4. D. Armstrong	25	D. Lawrence	6.0	O. Odighizuwa	5	4. J. Kearse	1
5. S. Williams	20	5. D. Wilson	5.0	M. Parsons	5	J. Lewis	1

FORCED FUMBLES		FUMBLE RECOVERIES		PASSES DEFENSED	
PLAYER	NO	PLAYER	NO	PLAYER	NO
1. D. Lawrence	3	1. M. Parsons	3	1. T. Diggs	14
M. Parsons	3	S. Williams	3	2. D. Bland	7
3. D. Clark	2	3. D. Armstrong	2	A. Brown	7
D. Fowler	2	A. Barr	2	4. J. Kearse	5
D. Wilson	2	J. Kearse	2	5. N. Wright	4

DALLAS COWBOYS 2022 PRESEASON STATS

WON 2, LOST 1				
8/13	L	7-17	at Denver	76,476
8/20	W	32-18	at L.A. Chargers	69,047
8/26	W	27-26	Seattle	81,598

2022 TEAM STATISTICS		
	DAL	OPP.
FIRST DOWNS		
Rushing	54	60
Passing	19	7
Penalty	29	39
Third Down-Made/Att	6	14
Third Down Efficiency	13/42	14/41
Fourth Down-Made/Att	31.0%	34.1%
Fourth Down Efficiency	2/7	3/7
Fourth Down Efficiency	28.6%	42.9%
TOTAL NET YARDS		
Avg. Per Game	844	948
Total Plays	281.3	316.0
Avg. Per Play	193	198
NET YARDS RUSHING		
Avg. Per Game	384	237
Total Rushes	128.0	79.0
Avg. Per Rush	97	78
NET YARDS PASSING		
Avg. Per Game	460	711
Sacked/Yards Lost	153.3	237.0
Gross Yards	6/43	4/40
Attempts/Completions	503	751
Pct. of Completion	90/51	116/66
Had Intercepted	56.7%	56.9%
PUNTS/AVERAGE		
Net Punting Average	15/47.4	12/46.8
PUNT RETURN/AVG.	38.6	36.7
KICKOFF RETURN/AVG.	4/25.3	6/12.0
INTERCEPTION RETURN/AVG.	5/42.4	2/13.0
PENALTIES/YARDS	5/12.2	1/0.0
FUMBLES/BALL LOST	35/296	19/156
TOUCHDOWNS	3/0	2/2
EXTRA POINTS/ATTEMPTS		
TWO POINT CONVERSION/ATT.	8	6
FIELD GOALS/ATTEMPTS	2	1
AVG. TIME OF POSSESSION	7/7	5/5
	1/1	1/1
	3/6	6/6
	29:43	30:17

SCORE BY PERIODS	Q1	Q2	Q3	Q4	OT	PTS
TEAM	7	32	10	17	0	66
OPPONENTS	13	27	7	14	0	61

SCORING	TD	RU	PA	RT	PAT	FG	2PT	S	PTS
S. Fehoko	2	0	2	0	0/0	0/0	0	0	12
B. Maher	0	0	0	0	6/6	2/4	0	0	12
K. Turpin	2	0	0	2	0/0	0/0	0	0	12
M. Davis	1	1	0	0	0/0	0/0	0	0	6
R. Dowdle	1	1	0	0	0/0	0/0	0	0	6
P. Hendershot	1	0	1	0	0/0	0/0	0	0	6
B. Smith	1	0	1	0	0/0	0/0	0	0	6
L. Hajrullahu	0	0	0	0	1/1	1/2	0	0	4
J. Ferguson	0	0	0	0	0/0	0/0	1	0	2
TEAM	8	2	4	2	7/7	3/6	1	0	66
OPPONENTS	6	1	5	0	5/5	6/6	1	0	61

2-Pt Conv: J. Ferguson 1, TM 1-1, OPP 1-1

SACKS: S. Williams 1.0, T. Hill 1.0, M. Tafua 1.0, B. Bryant 1.0, TM 4.0, OPP 6.0

FUM/LOST: B. DiNucci 1/0, J. Thomas 1/0, D. Drummond 1/0, TM 3/0, OPP 2/2

PASSING	ATT	CMP	YDS	CMP%	YDS/ATT	TD	TD%	INT	INT%	LONG	SACK/LOST	RATING
W. Grier	32	18	186	56.3	5.8	2	6.3	0	0.0	32	4/22	94.0
C. Rush	31	17	136	54.8	4.4	0	0.0	1	3.2	19	1/12	52.6
B. DiNucci	27	16	181	59.3	6.7	2	7.4	0	0.0	40	1/9	104.1
TEAM	90	51	503	56.7	5.6	4	4.4	1	1.1	40	6.0/43	82.8
OPPONENTS	116	66	751	56.9	6.5	5	4.3	5	4.3	42	4.0/40	72.9

RUSHING	NO.	YDS	AVG	LONG	TD
M. Davis	31	132	4.3	16	1
A. Shampklin	28	106	3.8	16	0
R. Dowdle	22	80	3.6	15	1
W. Grier	6	35	5.8	16	0
B. DiNucci	8	15	1.9	6	0
C. Rush	1	9	9.0	9	0
K. Turpin	1	7	7.0	7	0
TEAM	97	384	4.0	16	2
OPPONENTS	78	237	3.0	27	1

RECEIVING	NO.	YDS	AVG	LONG	TD
J. Tolbert	6	44	7.3	19	0
P. Hendershot	6	52	8.7	15	1
S. Fehoko	5	37	7.4	12t	2
B. Smith	6	118	19.7	40	1
J. Ferguson	7	76	10.9	24	0
M. Davis	5	27	5.4	9	0
D. Drummond	3	38	12.7	22	0
D. Houston	3	43	14.3	18	0
K. Turpin	3	20	6.7	8	0
T. Vasher	2	20	10.0	11	0
J. Sprinkle	2	16	8.0	10	0
S. McKeon	1	4	4.0	4	0
A. Shampklin	1	0	0.0	0	0
R. Dowdle	1	8	8.0	8	0
TEAM	51	503	9.9	40	4
OPPONENTS	66	751	11.4	42	5

INTERCEPTIONS	NO.	YDS	AVG	LONG	TD
I. Mukuamu	2	6	3.0	6	0
M. Bell	1	30	30.0	30	0
N. Wright	1	22	22.0	22	0
J. Thomas	1	3	3.0	3	0
TEAM	5	61	12.2	30	0
OPPONENTS	1	0	0.0	0	0

PUNTING	NO.	YDS	AVG	NET	TB	IN	LG	B
B. Anger	15	711	47.4	38.6	3	5	59	0
TEAM	15	711	47.4	38.6	3	5	59	0
OPPONENTS	12	561	46.8	36.7	1	5	62	0

PUNT RETURNS	RET	FC	YDS	AVG	LONG	TD
K. Turpin	2	4	96	48.0	86t	1
D. Drummond	2	2	5	2.5	5	0
TEAM	4	6	101	25.3	86t	1
OPPONENTS	6	3	72	12.0	27	0

KICKOFF RETURNS	NO.	YDS	AVG	LONG	TD
K. Turpin	3	145	48.3	98t	1
J. Thomas	1	35	35.0	35	0
M. Davis	1	32	32.0	32	0
TEAM	5	212	42.4	98t	1
OPPONENTS	2	26	13.0	22	0

FIELD GOALS	1-19	20-29	30-39	40-49	50+
L. Hajrullahu	0/0	0/0	1/1	0/0	0/1
B. Maher	0/0	1/1	1/1	0/0	0/2
TEAM	0/0	1/1	2/2	0/0	0/3
OPPONENTS	0/0	4/4	0/0	0/0	2/2

L. Hajrullahu: (56WR) (35) () B. Maher: () (61SH) (28, 35, 61WL)

OPP: (52) (22) (53, 29, 28, 28)

DALLAS COWBOYS 2022 PRESEASON DEFENSIVE STATS

RNK	PLAYER	TKL	AST	TOTAL	SACKS/YDS	TFL/YDS	QBPR	FR	FF	INT/YDS	PD
1.	N. Wright	13	3	16						1/22	4
2.	D. Harper	10	6	16			1				
3.	M. Bell	9	1	10			1			1/30	1
4.	S. Jackson	5	5	10		2/-3		1			
5.	D. Bland	8	1	9		1/-1					3
	J. Cox	8	1	9							
7.	J. Bronson	2	7	9			2				
8.	T. Coyle	5	3	8				1			1
9.	I. Taylor-Stuart	4	3	7		1/0					
10.	K. Joseph	3	4	7							1
	S. Williams	3	4	7	1.0/-14	2/-14	1				
12.	Q. Bohanna	3	3	6							
	J. Ridgeway	3	3	6		1/-3					
14.	C. Golston	4	1	5		1/0	2				
	T. Hill	4	1	5	1.0/-10	1/-2	1	1	1		
	Q. Mosely	4	1	5							2
	J. Thomas	4	1	5						1/3	2
18.	M. Jefferson	3	2	5							
19.	I. Mukuamu	2	3	5						2/6	3
20.	C. Sam	2	2	4		1/-5					
21.	M. Tafua	2	1	3	1.0/-8	2/-9	1				2
22.	T. Basham	2	0	2		1/-4	1				
	K. Brown	2	0	2							2
	L. Gifford	2	0	2							
	C. Goodwin	2	0	2							1
26.	B. Bryant	1	1	2	1.0/-8	1/-8	1				2
	D. Fowler	1	1	2		1/-3	1				
28.	A. Faoliu	1	0	1							
	N. Gallimore	1	0	1		1/0	1				

Ast=Assist, TFL=Tackle for a Loss, QBPR=Pressures, Int=Interception, FR=Fumble Recovery, FF=Forced Fumble, PD=Pass Defense

2023 COWBOYS SPECIAL TEAMS						
RNK	PLAYER	S	A	TOT	FF	BL
1.	Coyle, Tyler	2	1	3		1
2.	Harper, Devin	1	1	2		
3.	Houston, Dennis	1	0	1		
	Jefferson, Malik	1	0	1		
	Roberson, Jaquarii	1	0	1		
	Thomas, Juanyeh	1	0	1		
7.	Ferguson, Jake	0	1	1		
	Smith, Brandon	0	1	1		

DEFENSIVE STATS BY RANK							
PRESSURES		SACKS		TACKLES FOR LOSS		INTERCEPTIONS	
PLAYER	NO	PLAYER	NO	PLAYER	NO	PLAYER	NO
1. J. Bronson	2	1. B. Bryant	1.0	1. S. Jackson	2	1. I. Mukuamu	2
C. Golston	2	T. Hill	1.0	M. Tafua	2	2. M. Bell	1
3. T. Basham	1	M. Tafua	1.0	S. Williams	2	J. Thomas	1
M. Bell	1	S. Williams	1.0	4. T. Basham	1	N. Wright	1
B. Bryant	1			D. Bland	1		
FORCED FUMBLES		FUMBLE RECOVERIES		PASSES DEFENSED			
PLAYER	NO	PLAYER	NO	PLAYER	NO		
1. T. Hill	1	1. T. Hill	1	1. N. Wright	4		
		S. Jackson	1	2. D. Bland	3		
				I. Mukuamu	3		
				4. K. Brown	2		
				B. Bryant	2		

2022 TEAM STATS

COWBOYS

[illegible]

3rd DOWN		EFFICIENCY		SEASON TOTAL	
9/11 TAMPA BAY	3/15	20.0%	10/16 @ Philadelphia	4/10	40.0%
9/18 CINCINNATI	3/10	30.0%	10/23 DEROIT	3/9	33.3%
9/26 @ N.Y. GIANTS	6/13	36.5%	10/30 CHICAGO	9/11	81.8%
10/2 WASHINGTON	5/15	33.3%	11/13 @ Green Bay	5/15	33.3%
10/9 @ LA Rams	5/15	33.3%	12/11 HOUSTON	8/15	53.3%
			12/18 @ Jacksonville	9/16	56.3%
			12/22 PHILADELPHIA	8/15	53.3%
			12/29 @ Tennessee	7/13	61.5%
			1/7/22 @ Washington	4/18	22.2%

OPponents

	Team Performance Metrics										Player Performance Metrics										Game Statistics										League Standings											
	Offense					Defense					Pitching					Fielding					Team Stats					Individual Stats					Season Totals					League Rank						
	Runs	Hits	Errors	Fielding %	Team ERA	Runs Allowed	Hits Allowed	Errors Allowed	Fielding %	Team ERA	Wins	Losses	Win %	Team ERA	Runs Scored	Runs Allowed	Runs Differential	Team ERA	Runs Scored	Runs Allowed	Runs Differential	Team ERA	Runs Scored	Runs Allowed	Runs Differential	Team ERA	Runs Scored	Runs Allowed	Runs Differential	Team ERA	Runs Scored	Runs Allowed	Runs Differential	Team ERA								
Tampa Bay @ Cincinnati @ N.Y. Giants @ Washington	1	8	9	9	0	347	62	56	152	33	4.6	195	2	1.17	27	18	1	0	15	0	3	50.7	3	28	1	0	0	0	0	5	-	25	00	1	0	1	0	1/1	0/0	4/5	32/42	
	2	19	3	13	3	254	67	3.8	89	23	3.6	165	6	1.34	36	24	0	0	0	0	0	54.2	1	20	3	0	0	0	0	7	-	35	00	1	0	1	0	1/1	0/0	3/3	33/48	
	3	22	10	8	4	336	67	5.0	67	25	6.7	169	6	1.27	37	20	1	0	0	0	0	34.50	2	1	1	0	0	0	0	8	-	57	00	1	0	1	0	1/1	0/0	3/4	27/18	
	4	17	6	10	2	297	71	4.2	142	27	5.3	155	2	1.15	44	25	2	0	0	0	0	64.50	2	7	2	0	0	0	0	11	-	136	10	1	0	1	0	1/1	0/0	1/1	33/06	
	5	14	2	10	1	323	64	5.0	38	15	2.5	285	5	1.35	45	29	1	0	0	0	0	63.72	3	19	2	0	0	0	0	3	-	25	22	1	0	1	0	1/1	0/0	1/2	30/30	
@ Philadelphia @ Detroit @ Chicago @ Green Bay @ Minnesota N.Y. Giants	6	22	9	4	268	68	3.9	136	39	3.5	155	5	1.23	25	15	0	3	13	0	0	0	44.68	1	14	0	0	0	0	0	2	-	10	10	3	1	0	0	2/2	0/1	2/2	34/30	
	7	18	6	11	1	312	56	5.6	117	23	4.7	195	6	1.33	26	21	2	0	0	0	0	34.80	1	13	3	0	0	0	0	8	-	59	4/3	0	0	0	0	0/0	0/0	2/2	31/14	
	8	22	15	4	3	371	71	5.2	240	43	5.6	131	4	1.25	24	18	0	1	21	0	0	45.08	1	9	0	0	0	0	0	6	-	45	1/1	4	2	2	0	2/2	0/2	1/1	36/04	
	9	20	9	8	3	415	61	6.8	207	39	5.3	208	2	1.16	20	14	0	2	68	0	0	0	44.00	4	32	1	0	5	103	0	6	-	40	3/2	4	1	0	0	4/4	0/0	1/2	35/55
	10	16	3	10	3	183	54	3.4	73	17	4.3	110	7	1.49	30	17	0	0	0	0	0	47.83	1	3	0	0	2	48	0	7	-	59	2/1	0	0	0	0	0/0	0/0	1/1	22/36	
HOU/STL @ Jacksonville PHILADELPHIA @ Tennessee @ Washington	11	21	6	11	4	300	59	5.1	90	21	4.3	210	3	1.18	35	21	0	2	18	0	0	44.83	1	3	0	0	0	0	0	7	-	66	1/0	2	1	0	2	2/2	0/0	2/2	25/51	
	12	18	5	12	1	329	70	4.4	106	30	3.5	213	3	1.30	37	21	3	1	31	0	0	33.97	1	4	2	0	0	212	0	6	-	88	2/2	2	0	2	0	1/1	0/1	2/2	31/19	
	13	16	6	10	0	327	64	5.1	114	37	3.1	203	3	0.0	27	20	1	2	33	0	0	44.93	3	36	0	0	0	0	0	4	-	25	1/1	2	1	1	0	2/2	0/0	3/3	33/14	
	14	26	13	13	0	503	70	7.2	192	27	7.1	311	1	1.7	42	27	1	2	54	1	0	0	35.33	1	13	2	0	0	0	0	4	-	37	3/2	5	0	4	1	4/4	0/0	2/2	27/42
	15	25	4	19	2	442	69	6.4	87	29	3.0	355	0	0.0	40	24	2	1	42	1	0	0	0.0	0	1	0	0	2	54	0	2	-	10	3/2	4	1	3	0	4/4	0/0	2/2	27/42
@ Totals	16	7	6	11	0	317	65	4.9	97	24	4.0	220	2	1.12	39	20	1	2	30	0	1	54.74	0	0	2	0	1	25	0	10	-	124	2/1	1	0	1	1/1	0/0	2/2	26/34		
	17	6	3	3	309	63	4.9	151	41	4.7	158	3	1.11	11	1	1	29	1	0	0	74.56	7	55	3	0	1	27	0	2	-	80	1/0	3	1	1	1	2/3	0/0	2/4	36/12		
	18	327	119	174	34	5,613	1,101	5.1	2,198	497	4.4	3,438	54	1,352	553	345	16	18	354	3	71	46	1	32	257	23	0	21	509	0	98	-	851	26/17	35	9	24	2	28/29	0/4	34/38	30/39

3rd DOWN	9/11 TAMPA BAY	5/14	35.7%	10/16 @ Philadelphia	6/14	42.9%	11/20 @ Minnesota	1/11	9.1%	12/18 @ Jacksonville	8/12	66.7%
EFFICIENCY	9/18 CINCINNATI	6/17	35.3%	10/23 DETROIT	39	33.3%	11/24 N.Y. GIANTS	3/11	27.3%	12/24 PHILADELPHIA	8/14	57.1%
	9/26 @ N.Y. Giants	3/11	27.3%	10/30 CHICAGO	6/15	40.0%	12/4 INDIANAPOLIS	4/13	30.8%	12/29 @ Tennessee	7/16	43.8%
	10/2 WASHINGTON	5/15	33.3%	11/13 @ Green Bay	6/13	46.2%	12/11 HOUSTON	7/15	46.7%	1/1/22 @ Washington	3/14	21.4%
	10/9 @ LA Rams	6/17	35.3%									
											SEASON TOTAL	
											87 / 231	
											37.7%	


SEASON TOTAL	87 / 231	37.7%
---------------------	----------	-------



ONE COWBOYS WAY ★ FRISCO, TEXAS 75034 ★ P: 972.497.4959 ★ WWW.DALLASCOWBOYS.COM

2023 NON-MEDIA GUIDE BIOS

BRANDON AUBREY
1 • Kicker
6-3 • 208 • 3/14/95
Notre Dame • FA-'23
NFL: Rookie • Rookie
Games/Starts: 2022-0/0; Career-0/0
Postseason: 2022-0/0; Career-0/0



TRANSACTION SUMMARY:

7/6/23: Signed with Dallas as a free agent.

2023 (USFL):

- Returned to the Birmingham Stallions for the 2023 season and converted 14-of-15 field goals and all 35 PATs.
- Led the league in kickoffs, notching 57 kicks and six touchbacks (10.5%).
- Helped lead the Stallions to their second consecutive USFL title.

2022 (USFL):

- Drafted as a placekicker by the Birmingham Stallions in the 32nd round of the 2022 USFL Draft.
- Led the league in kicking, making 18-of-22 field goals and 22-of-24 PATs on the season.
- Responsible for Stallion kickoffs, leading the league with 55 total kicks and tallied seven touchbacks (12.7%).
- Helped the Stallions to programs first championship title.
- Earned All-USFL honors.


COLLEGE:

- Played four seasons of soccer at Notre Dame (2013-16).
- Scored 15 goals and totalled four assists in 76 appearances as a defender for the Fighting Irish.
- In his senior season at Notre Dame, was named NSCAA third-team All-American, NSCAA first-team All-South Region, and first-team All-ACC.
- Drafted in the first round of the 2017 MLS Draft (21st overall) by Toronto FC, playing for their minor league affiliate and then signed with the Philadelphia Union in 2018 to play with its minor league affiliate.

PERSONAL:

- Attended Plano, Texas, High School where he played soccer his freshman and sophomore years.
- Rated as the 24th best recruit in the class of 2013 by College Soccer News and ranked as the 43rd best player nationally in the class of 2013 according to Top Drawer Soccer.
- Graduated with a computer science degree from Notre Dame.

BEN BANOGU
94 • Defensive End
6-3 • 252 • 1/19/96
TCU • FA-'23
NFL: 5th Year • Cowboys: 1st Year
Games/Starts: 2022-16/0; Career-50/0
Postseason: 2022-0/0; Career-0/0



PRO: The Dallas Cowboys added strength to their defense when they signed Ben Banogu during the final week of the offseason program in 2023. Banogu, originally drafted by Indianapolis in the second round (49th overall) of the 2019 NFL Draft, returns home to Texas. After playing four seasons with the Colts, Banogu saw action in 50 games, tallying 13 tackles, three tackles for loss, 2.5 sacks, one pass breakup, one forced fumble, six quarterback pressures and two special team stops.

TRANSACTION SUMMARY:

6/7/23: Signed a one-year contract with Dallas through 2023 season.

5/10/19: Drafted in the second round (49th overall) by Indianapolis.

2022 (Indianapolis):

- In his fourth season, saw action in 16 games, recording five tackles.
- Set a season-high against Pittsburgh (11/28), notching two tackles.

2021 (Indianapolis):

- Appeared in nine games and tallied two tackles.
- Recorded a season-high at Baltimore (10/11), where he totaled two tackles.

2020 (Indianapolis):

- Competed in nine games and notched four tackles and two special teams stops.
- Against Miami (9/20), recorded a season-high two tackles to help propel the Colts to a 28-11 victory over the Dolphins.

2019 (Indianapolis):


- Saw action in all 16 games as a rookie, totaling 11 tackles, three tackles for loss, 2.5 sacks, one pass breakup and one forced fumble.
- Made his NFL debut at the LA Chargers (9/08), where he recorded one tackle, a half sack and two quarterback pressures.
- Against Denver (10/27), tallied one solo tackle, one sack, one pass breakup and a forced fumble.

COLLEGE:

- Played three seasons at TCU (2016-2018) and sat out the 2016 season due to the NCAA transfer rule after spending two seasons at Louisiana-Monroe (2014-2015).
- Started 40 games throughout his collegiate career, finishing with 151 tackles, 49 tackles for loss, 22.0 sacks, one pass defended, five forced fumbles and two fumble recoveries.
- In his senior campaign, was named first-team All-Big 12 and received a Honorable Mention for Big 12 Defensive Lineman of the Year after starting all 13 games and recording 57 tackles, 18. tackles for loss, 8.5 sacks, two forced fumbles and two fumble recoveries.
- During his first season as a Horned Frog, earned 2017 First Team All-Big 12 honors and was named Big-12 Defensive Newcomer of the Year after he accumulated 49 total tackles, 16.5 tackles for loss, 8.5 sacks, one pass defended and three forced fumbles.
- Sat out the 2016 season due to NCAA transfer rules.
- With Louisiana-Monroe, named to the 2015 All-Sun Belt Newcomer Team after he started all 13 games and recorded 45 tackles, 14.5 tackles for loss and 5.0 sacks.
- Redshirted the 2014 season at Louisiana-Monroe as a freshman.

PERSONAL:

- Attended Prosper, Texas, High School where he earned third-team all-district and third-team all-state honors during his senior season when he finished with 21 tackles for loss and 10.5 sacks.
- Selected as one of Dallas Morning News' top five Players of the Week.
- Also earned all-district and all-area honors in track and field.
- Was born in Nigeria before his family moved to McKinney, Texas.



TRANSACTION SUMMARY:

7/26/23: Signed with Dallas as a free agent.

2023 (USFL):

- Signed with the Michigan Panthers prior to the 2023 USFL season, where he notched 29 tackles in 10 starts.

COLLEGE:

- Four-year letterwinner who appeared in 43 career games with 16 starts at Michigan State, finishing with 54 tackles, 11 pass breakups, 3.5 tackles for loss and a sack.
- Recorded a career-high 25 tackles and tied for second on the team with a career-high five pass breakups while playing all 13 games as a senior in 2019.
- Played in six games, with five starts, and totaled 10 tackles and three breakups. Missed the last seven games of the 2018 season due to injuries.
- As a sophomore, played in all 13 games with four starts, recording 12 tackles and three pass breakups.
- In 2016 as a redshirt freshman, played all 12 games, primarily on special teams.
- Redshirted as a true freshman.

PERSONAL:

- Attended West Mesquite, Texas, High School where he was named first-team all-district as a kick returner in his senior season despite playing only five games (knee).
- Earned both his bachelor's and master's degrees in media and information from Michigan State.